

The WORKBASKET

HOME AND NEEDLECRAFT FOR PLEASURE AND PROFIT

VOLUME 17

3902 July 1952

NUMBER 10



Ideas for the Bazaar, the Home, Gifts, Sparetime Money Makers, with Many Articles, Easily Made and Inexpensive, that find a Ready Sale.

How To KNIT BOLERO . . . CROCHET BABY ENSEMBLE . . . BEDSPREAD . . . ROSE SACHET . . . MAKE SUMMER BELTS



I have a good proposition for ladies...and men, too...who would like to make an extra \$125⁰⁰ a month for spare time

By Frank C. Strong

I won't make any fancy promises of \$50.00 a day. And I'm not after any of your money. What I can do is show you a simple plan by which you can pick up enough extra money every week to help make up for the money you're losing in higher taxes and higher costs of living. And I supply your working outfit free—no charge and no deposit. Just your name is all I need. Read my proposition. It is honest and down to earth. And it won't cost you anything to try it because everything I send you is free.

Today almost everyone needs extra money. Increased taxes and increased living costs are making your dollar worth less and less, so you have to have more and more dollars just to keep even. There are lots of good ways to make extra money. I don't say my way is the best. I do say it's one of the easiest and most pleasant. It even leads to making new friends in sort of an endless chain. It doesn't call for house-to-house canvassing, either. Let me explain:

I am Sales Manager for a very big company. We make Stainless Steel Cooking Utensils. We do an enormous business with hotels, restaurants, hospitals, and institutions. We also make utensils for the Army, Navy, and Air Force.

As a result, we have very low manufacturing costs. We can *sell* a set of Stainless Steel Cookware for home use for about what it *costs* some companies *to buy it!* In fact, for years we did sell to one Sales Organization who resold our cookware house-to-house under their own name. They got \$120.00 for the same set that our people sell for less than half of that.

You've probably heard of salesmen who give dinner parties in homes and then take orders from the ladies who attend. These salesmen have to get a high price because it costs money to give parties—he has to make his share—and his supervisor has to make his. The sales organization comes in for a share, and the manufacturer who sells to them has to make his. So there are four or five profits added to the actual manufacturing cost.

About two years ago I got to figuring. There are five good reasons why Stainless

Steel is the kind of cookware that should be in every home. 1. It washes as easy as a drinking glass. No scouring, scraping or scrubbing. 2. It doesn't rust or corrode—and it doesn't stain. 3. It doesn't affect the taste of food. 4. Buy it once and you're all through buying for life. You *can't* wear it out.

You see, Stainless Steel is not a coated or plated metal, like chromium plate on the bumper of your car. That chromium plate can chip or wear off and exposes the raw steel underneath. Then the steel rusts. But our kind of Stainless Steel is stainless *all the way through*. It can't chip, crack, peel, or wear off. You could use a set the rest of your lifetime and then give it to your children and it would still be good for *their* children. 5. Carlton Ware enables you to prepare food by the method called "waterless cooking" which keeps more of the natural minerals and vitamins in your food and makes the food taste better.

Well, I figured that if the price was low enough every family could afford Stainless Steel Carlton Ware. So I worked out this plan! We would sell a complete set of 19 pieces at a figure that would include our profit. Then you add your profit and resell this set to your friends and neighbors for less than half of the usual price charged on the "party plan." You actually save them more than half. They are glad to get such a bargain and they feel that you've done them a real favor. That's because the set they buy has in it only two profits, ours and yours. Both our profit and your profit is small and fair.

The plan becomes like an endless chain. When a woman gets her first piece of Carlton Ware she gets so thrilled with its better cooking and easy cleaning that she talks and talks. She can't wait to demonstrate it to her friends and tell them all about it.



These 15 Utensils and covers are all interchangeable. They fit into each other so as to make up 21 different cooking combinations for "Waterless Cooking." The four extra egg cups and the Spoon and Cake Turner make a 19-piece set that covers 99% of all cooking needs, even top-of-stove roasting.

She's so proud of its silvery sheen and so happy about how easily it washes that she just "bubbles over." So just by letting your own friends in on a good thing, before you know it their friends call you up and ask if you can get the same low prices for them. Then their friends call you and their friends' friends. It goes on and on!

To make an extra \$125.00 a month, you only have to deliver ten sets and that's easy. Mrs. Montell in Pennsylvania took orders for \$1,400.00 worth in her first month. And Mrs. William Hanchow wrote, "Got my set Saturday—I already have 17 customers."

Now, I'll let you in on another part of my plan. If you take only ten set orders a month for six months, my company pays your expenses for a winter vacation in Florida. You and one other member of your family can spend a whole week at our expense. My company maintains a beautiful resort in the Florida Keys just so our sales representatives can enjoy a Florida vacation at company expense.

Get all the information right now. I'll not only be glad to send Free Information. I'll also send you a complete demonstrating outfit that you can show to your friends and neighbors. And I'll give you exact instructions by which you can write up orders without ever trying to "sell" and without making any house-to-house calls.

Everything I send you is free. When you qualify, I'll even furnish you with a complete 19-piece set of Carlton Ware to use

in your own kitchen and show to your friends. It's an extra bonus I give to encourage good earnings on your part.

Send your name today in confidence. You'll be glad you wrote. This ad may not appear in this magazine again, so don't take any chances on losing out. Send the coupon or just send your name on a post-card. I won't send any salesmen to call on you and you won't be under the slightest obligation.

FRANK C. STRONG

Carlton of Carrollton

Carrollton, Ohio

**Frank C. Strong, Carlton of Carrollton
Carrollton, Ohio**

Dear Mr. Strong: Please send me free and without any obligation whatever a complete selling and demonstrating outfit with exact instructions for making an extra \$125.00 a month. I don't want to do any house-to-house selling, but I will show your products to my friends and give them the advantages of the low prices.

Name.....

Address.....

City.....Zone.....State.....

Knit a Cover-Up Bolero

As Shown On Front Cover

This easy-to-knit bolero will play a starring role with your summer wardrobe. It is ideal to wear with sleeveless and sunback dresses. All you need to make this is six skeins of January and Wood's Kentucky All Purpose yarn in any desired color. Use number 5 double pointed knitting needles. The body of this sweater jacket is made in seed stitch with a cable trim. The directions are for size 12 to 14.

Abbreviations: Sts (stitches); k (knit); p (purl); inc (increase); sl (slip); stockinette st—k 1 row, p 1 row; rnd (round).

Gauge: (Seed st) 5 sts equal 1 inch
8 rows equal 1 inch

Back: Starting at lower edge, cast on 75 sts. Work in seed st as follows: *

k 1, p 1, repeat from * across row, ending with k 1. Repeat this row, having k st above a p st of previous row throughout work. Work even 1 inch, then inc 1 st each side of work (taking care to keep seed st uniform) every 6th row until 87 sts. Work even until back measures 6 inches.

Sleeves: Cast on 4 sts at beginning of next 2 rows, then for cable edge, cast on 6 sts at beginning of next 4 rows but work these 12 sts in stockinette st, keeping rest of back in seed st except for 1 p st rib next to 12 cable sts (k 12, p 1, 93 seed sts, p 1, k 12; next row, p 12, k 1, 93 seed sts, k 1, p 12). On 4th row after casting on last 6 sts, on k side of cable edge, begin to twist cable as follows:

Row 1: Sl 6 sts on double pointed needle, hold in front of work, k next 6 sts, then k 6 sts off double pointed needle, p 1, 93 seed sts, p 1, sl 6 sts on double pointed needle, k 6, k 6 sts on double pointed needle. Then work 9 rows uniformly. At same time, inc 1 st in st before p rib next to each cable on second row after twisting cables. Continue in this way, twisting cables every 10th row and increasing 1 st each side of work every 10th row until there are 5 twists. Work 4 rows uniformly beyond last twist row. To shape shoulders begin binding off 6 sts at beginning of each row 16 times. But at same time to shape back of neck after 8th row of shoulder shaping bind

(Continued on Page 6)

MATERNITY STYLES **WRITE FOR FREE CATALOG**

Shop by mail and save! Exclusive maternity style house offers fashions by top designers, \$2.95 to \$22.50. Morning, afternoon & sports wear; maternity suits, corsets & lingerie. (Catalog mailed in plain envelope.)

SUMMER FASHIONS **CRAWFORD'S**
DEPT. 39, 729 BALT. AVE.
Kansas City 6, Mo.

SHINE WITHOUT 'POLISH'
New Invention! • Sells Like Wild



Replaces messy pastes, liquids. Simply glide over shoes—and PRESTO!—you have a lustrous, long-lasting shine. No mess. No fuss. No soiled hands. Clean, Handy. **WORKS LIKE MAGIC!** For Men's, Women's and Children's Shoes. Low priced. Lightning seller!

SAMPLES FOR AGENTS Sample offer sent immediately to all who send name at once. Hurry. Postcard will do. **SEND NO MONEY—just your name.** KRISTEE CO., Dept. 1680, AKRON 8, OHIO

The **WORKBASKET** is published monthly by Modern Handcraft, Inc., 2401 Burlington, Kansas City 16, Missouri. Entered as second class matter February 6, 1948, at the Post Office at Kansas City, Missouri, under the act of March 3, 1879. Annual subscription rate \$1.50 in United States and its possessions; \$2.50 in Canada. Six weeks advance notice is required for change of subscription address. Both old and new address must be given and request marked for Circulation Department. Printed in U.S.A. Copyright 1952 by Modern Handcraft, Inc.

NEVER BEFORE A SPARE-TIME, MONEY-MAKING OFFER LIKE THIS TO MAKE NEW FRIENDS FOR CHILTON GREETINGS

ALL 3 BOXES of FAMOUS CHILTON GREETING CARDS

only \$ **1.00**

SELL THEM TO YOUR FRIENDS IN SPARE TIME — MAKE \$2.20 PROFIT



Sign Cards in 23-KT GOLD GOLDEN SIGNATURE "PRIZE" ASSORTMENT

Our best seller . . . 21 unrivaled Christmas cards, complete with "Gold Writing" Kit. Sell this box for \$1.25.

CHRISTMAS DUETS

21 Clever Christmas designs, especially welcomed by couples and families. Handsomely decorated. Sell box for \$1.00.

STAR CREST

15-card assortment finished with velvety velour attachments on lustrous Kromekote folders. Die-cut, embossed; highlighted with golden printing. Sell box for \$1.25.

THOUSANDS MAKE \$50 AND MORE WITH THIS FAMOUS PLAN

MORE THAN TWO DOLLARS in immediate Cash Profit is waiting for you in these exciting boxes of famous CHILTON Christmas Greeting Cards! A GUARANTEED Profit. You MUST make \$2.20 just by showing these cards to friends and neighbors or return them at our expense! These are not ordinary cards that folks look at once and throw away, but heart-warming, unforgettable CHILTON Greetings—so beautiful you'll be tempted to frame every one! You'll earn \$10, \$20, \$50 and more in your spare time—quickly and easily! No experience needed! Value-wise folks get more than DOUBLE their money's worth by buying CHILTON Box Assortments. No matter where you live . . . what you do . . . whatever your age . . . it's easy and pleasant to make money with CHILTON GREETINGS.

Churches! Clubs! Write for our successfully tested fund-raising plan. A guaranteed method!

FREE TRIAL OFFER Your Profit Guaranteed

Send no money — pay absolutely nothing when your samples arrive. EXAMINE the beautiful CHILTON Greetings. SHOW them to friends and neighbors. READ the fascinating details of how thousands have made sensational spare-time profits! Unless your friends insist on buying these cards—giving you an immediate profit of \$2.20—return them at our expense and owe nothing. Mail coupon NOW!

CHILTON 120 Kingston St., Boston 11, Mass.
1812 Roscoe St., Chicago 13, Ill.

CHILTON GREETINGS CO.

120 Kingston St., Dept. WK-7, Boston 11, Mass.
1812 Roscoe St., Dept. WK-7, Chicago 13, Ill.

Please send me the three boxes of CHILTON CHRISTMAS Greetings described above, on free approval. I pay nothing when cards arrive. I may keep cards and pay only \$1.00 plus mailing cost, or return them at your expense.

Name.....

Address.....

City, Zone, State.....

FELT BABY SHOES

Adorable embroidered baby shoes . . . dainty white, pink or blue. Perfect gift for baby. Easy to make with complete kit—includes sturdy felt, full size pattern, floss, ribbon ties, directions.

Inexpensive—**save up to 1/2**—order this exciting introductory offer **TODAY!** State color choice. Infants up to 6 months. *Make money—sell to your friends.*

SEND NO MONEY. Mail name and address. Pay postman \$1.00 plus C.O.D. postage. **SAVE!** Send \$1.00 with order and we'll pay postage. *Satisfied or \$1.00 back.*



2 PAIR ONLY \$1.00

BOND-CRAFT, Dept. 1954
Box 644, Kansas City 10, Mo.

(Continued from Page 4)

off 6, seed st 24, bind off 21, seed st 30. Next row working on 30 shoulder sts, begin binding off 2 sts at beginning of each row on neck edge, as well as 6 sts at beginning of each row on shoulder edge, until all sts are off. Fasten off. Join yarn at neck edge of other shoulder and work it to correspond.

Left Front: Beginning with cable trim, cast on 12 sts. Work in stockinette st for 6 rows, then twist cable as on sleeve edge. Continue to twist cable every 10th row until there are 4 twists. Work 5 rows even, then on k row cast on 26 sts. Work these in seed st except for 1 p st rib next to 12 cable sts and inc 1 st in st next to p rib every other row 12 times; but at same time inc 1 st on underarm edge every 6th row 7 times, continuing to twist cable on front edge every 10th row. When underarm edge measures 6 inches begin sleeve shaping to correspond with back and continue to work sleeve and shoulder shaping to correspond with back; but at same time after casting on for sleeve and cable trim begin decreasing 1 st at st next to p rib on neck edge every 4th row 13 times (until there are 36 seed sts including those bound off along shoulder edge). When all seed sts and p rib are bound off work front cable edge for 3 more twists and the 8 rows stockinette. Put on holder. Work right front to correspond reversing shaping. Weave the cable sts from right and left front edges together at shoulder edge.

Finishing: For back cable trim, cast on 12 sts and work in cable pattern as front cable trim for 11 twists, work 6 rows stockinette and bind off. Sew cable trim to lower edge of back. Sew cable trim to front lower edge. Join underarm and shoulder seams. Sew cable trim to back of neck.

Free Booklet Tells How Deaf Hear Again With Startling Clarity, Ease

New hope for the 15 million persons in the United States who are hard of hearing was voiced by a noted Chicago acoustical scientist.

He reported that through the miracle of modern electronics it is now possible to overcome deafness even if the loss is severe.

He demonstrated how the deaf can hear again with a clarity and ease they never dreamed possible.

According to this electronic engineer, Mr. S. F. Posen of Beltone, "the longer a hearing loss is neglected, the harder it is to recapture certain speech sounds and understand them."

To acquaint the hard of hearing readers of this magazine with what may be done to help the deaf hear again with miraculous clarity, full authoritative details about deafness and how to overcome it are described in an informative, new, illustrated booklet, which will be sent in a plain wrapper without any cost or obligation. Send for your valuable free copy today. A postcard will do.



Beltone

QUALITY HEARING AIDS

Individually Fitted—Personally Serviced

BELTONE HEARING AID CO.


Dept. 412 A, 1450 W. 19th St., Chicago 8, Ill.

Wallace Brown CHRISTMAS GREETING CARDS

HIGH QUALITY CARDS THAT COST SO LITTLE
IN CAREFULLY PLANNED BOX ASSORTMENTS

Make Extra Money

It's EASY - It's FUN with
EXCLUSIVE, EXCITING
Wallace Brown CHRISTMAS CARDS



Here's a delightful, easy way to make lots of money in spare time, and you'll enjoy every minute of it! Just show samples and take orders for nationally-known Wallace Brown Christmas Cards and Gift Items. You don't need experience because the assortments are so beautiful and such big values, they sell themselves. You've never seen anything to equal the 21-Card "Feature" Assortment at \$1.00 with up to 50c profit for you!

And so many others—sparkling new Christmas Assortments exclusive with Wallace Brown, and old Christmas Card favorites in clever new forms—PLUS a host of Gift Items like Decorated Stationery, Personal Notes, Storyland Dolls, "Fractured French" Napkins, Novelties, and others—AND a wonderful collection of Everyday Greeting Card Assortments to bring you still more money!

SEND NO MONEY - Mail Coupon for Samples

Simply fill out and mail the coupon below—now. Get the gorgeous "out-of-this-world" 21-Card "Feature" Assortment, America's most exciting value—and everything you need to start making money quick with our entire line. If you act promptly, we'll include absolutely FREE a large selection of actual samples of superb name-imprinted Personal Christmas Cards, offered at low popular prices. Mail the coupon this very day. Also available—Album of DeLuxe Personal Custom-made Christmas Cards at higher prices.

WALLACE BROWN, INC., 225 Fifth Ave., Dept. N-164, New York 10, N. Y.

**WALLACE BROWN, INC., 225 Fifth Ave. (Paste on Post Card)
Dept. N-164, New York 10, N. Y.**

Send me on approval a sample box of the 1952 "Feature" 21-Card Christmas Assortment, and FREE samples of your Personal name-imprinted Christmas Cards.

Name _____

Address _____

City _____ State _____

Here you see only a small part of the Wallace Brown line of more than 40 popular, low-priced Assortments of Greeting Cards for Christmas and everyday use, plus many fast selling Gift Items.

Make Your Own Shoebag

Carol Hartley

Would you like to end your shoe-storage problem for good? Then make a shoebag—sturdy and strong, like the one hoss shay—with pockets deep and roomy that will not wear out, pull out, or spill shoes all over the place. Tailor it to fit a coat-hanger, and hang it any place that suits your convenience. Here's how:

Materials Needed:

2 yards 36-inch duck or canvas.

10 yards ½-inch or ¾-inch twill tape.

1 wooden coat-hanger.

PATTERN (Fig. 1):

Spread the material on a table, and with a yardstick, or T-square and pen-

cil, lay out a complete pattern of the bag.

Mark off a 9-inch strip on each side, the full length of the material. Mark

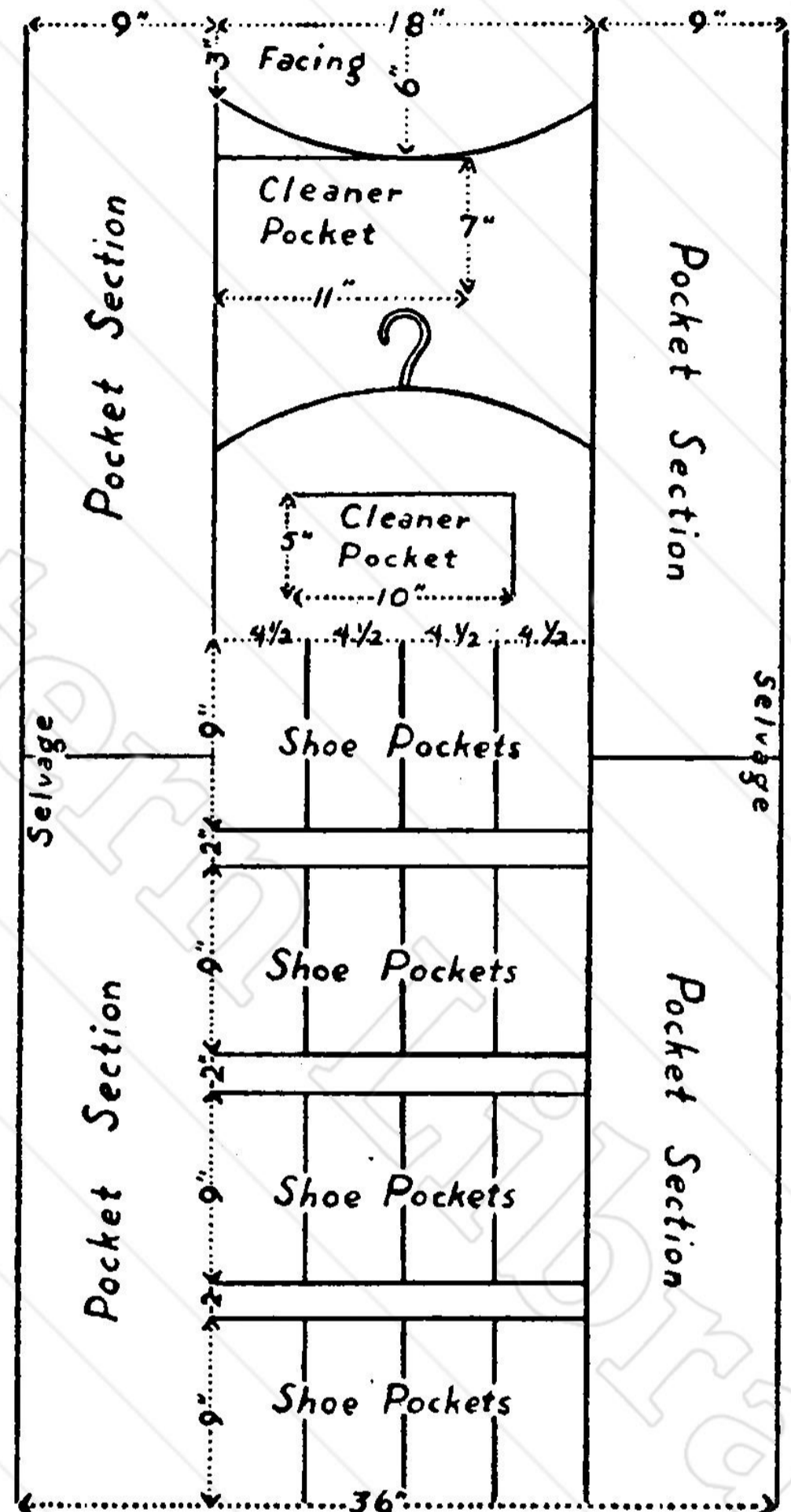


Fig. 1

each strip into two equal parts for pocket sections.

Working from the bottom, lay out the position for four rows of pockets, 9 inches deep, with 2-inch spaces between them. Draw perpendicular lines, 4½ inches apart in these rectangles, to indicate lines for stitching between individual pockets.

(Continued on Page 10)

Evenit

New, Amazing, Automatic Control
for all knitting and crocheting!



Only
\$1.00
Plus 10c
Postage

Packaged with complete instructions
THE EVENTIT WAY




Perfect Knitting!

Evenit's just a dainty little ring which gives you exactly the amount of tension to turn out perfect, even stitches. It's amazingly simple to use. You set the knob and then relax—no more winding wool on tired fingers, no more taut nerves, but faster, more uniform knitting on all yarns. Your friends will gasp with envy! Try it for a week **FREE TRIAL**. If you're not "tickled pink" return it for full refund. Tell us whether you prefer plain or floral design (both gold-plated!). Hurry, try this amazing ring now, send only \$1.00 plus 10c postage to **GENE LOEWY, Dept. 703-A**
545 FIFTH AVE., NEW YORK 17, N. Y.

NEED MONEY?

No Experience Needed

You Can Succeed

MAKE \$50-\$100 AND MORE with the

Hedenkamp

BIG VALUE LINE OF

1. Christmas Cards
2. All-Occasion Cards
3. Gift Wrappings, Ribbons
4. Stationery, Notes
5. Gift Items, Novelties
6. Sewing Aids

OVER 150 FAST SELLERS



For Yourself, Church or Organization!

Everyone wants greeting cards, stationery and gifts. Now, here is the line that fills that need — and pays you plenty of cash besides.

MAKE EXTRA MONEY — up to 100% PROFIT. Call on friends, neighbors, others — or sell from your own home. It's easy and pleasant for housewives, office workers, shut-ins and clubs to make money with this line — in full or spare time.

BIG HEDENKAMP VARIETY BRINGS EXTRA ORDERS

Show 7 leading 21-card \$1 Christmas and All-Occasion assortments. Snow Scenes, Religious, Currier & Ives, Birthday, Secret Pal cards. Gift Wrappings, Ribbons, Napkins, Animated Books. Unusual Sewing Kits. New Gift items galore.

Don't Wait... Write Today for actual SAMPLES On Approval, "GET-STARTED" Offers, Bonus and complete Fund Raising plans.

RUSH COUPON FOR SAMPLES

Hedenkamp & Co., Inc.

361 Broadway, Dept. WB-23
New York 13, N.Y.

I wish to make extra money selling your line. Please rush actual samples to me On Approval and all details of your easy money-making plan.

Name.....

Address.....

City..... State.....



BUYS SEWING MATERIALS WITH HEDENKAMP PROFITS

"I enjoy handling the Hedenkamp line and find it very profitable. I put my earnings into materials for my daughter's and my own clothes."

Mrs. R. Nagel, Detroit, Mich.



YOU TAKE NO RISK

HEDENKAMP & CO., Inc.
361 Broadway, Dept. WB-23, New York 13, N.Y.

(Continued from Page 8)

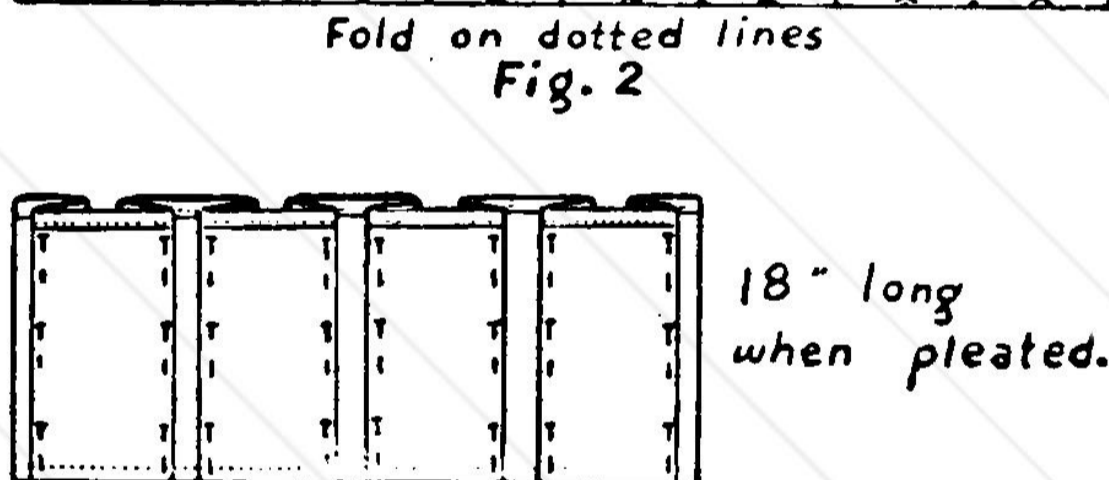
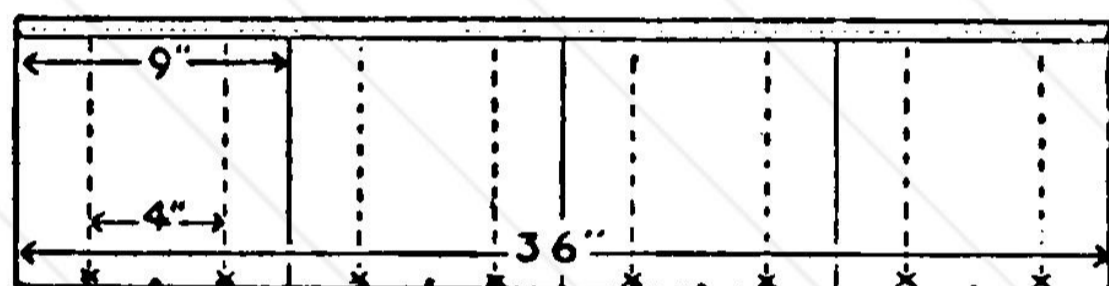
Two inches above the pocket tiers, draw a rectangle 10 inches by 5 inches. The pocket for shoe cleaner, suede brush, and what-have-you, goes in this space.

Lay the coat-hanger 6 inches above the cleaner pocket, and using it for a pattern, draw the curved top of the bag.

In the remaining space above, draw a curved facing 6 inches deep, again using the hanger for a pattern. Also draw a rectangle 11 inches by 7 inches, for the cleaner pocket.

Cutting:

Carefully following the penciled lines, cut the long strips from the sides, and cut each in half as indicated. Cut the top facing, the cleaner pocket, and the curved top of the bag. Pocket Sections (Figs. 2 and 3):



Bind the long cut edge of each pocket section with tape.

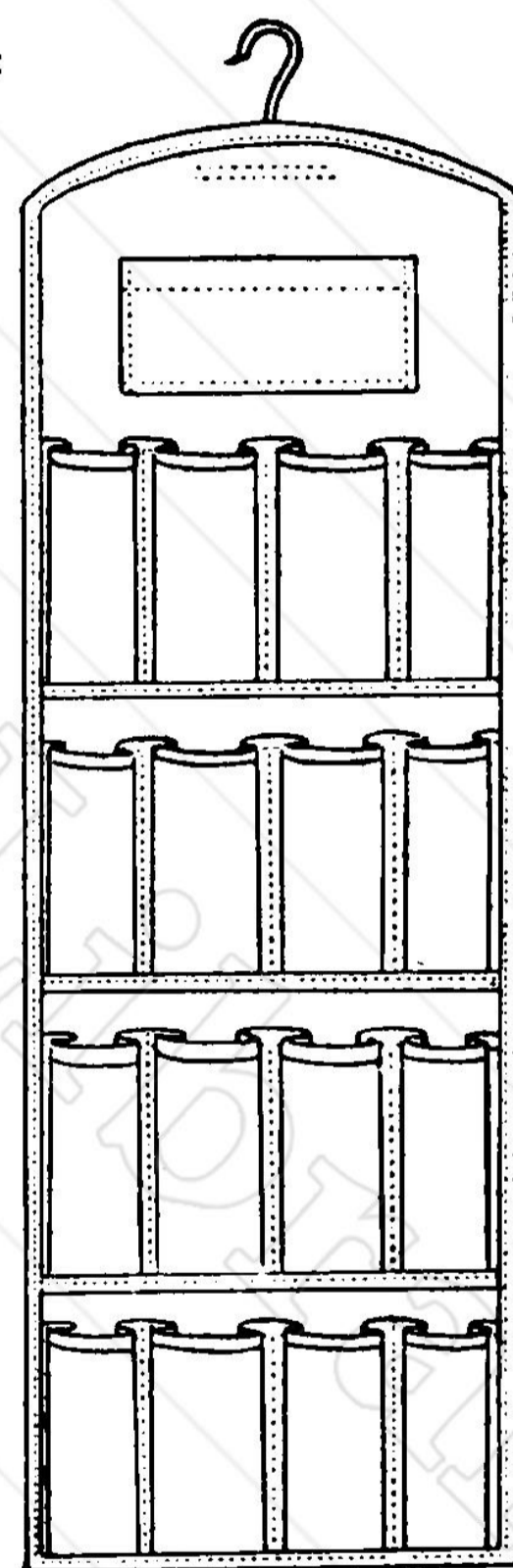
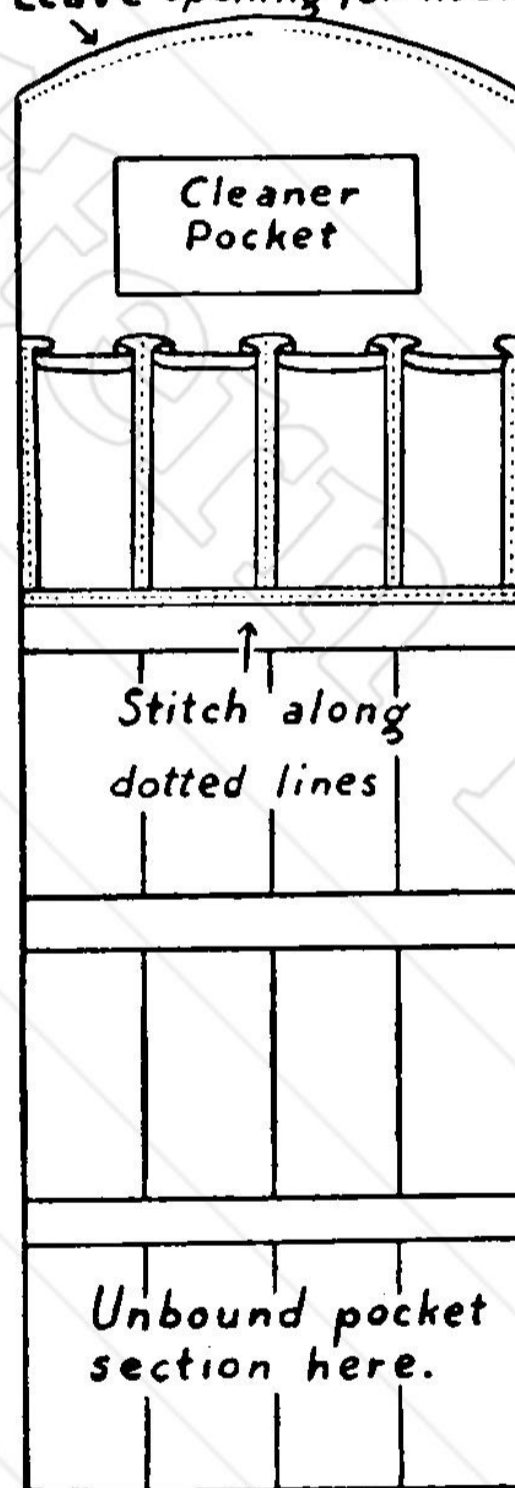
Divide each section into four equal parts, each measuring 9 inches across. On the selvage edge, mark the center of each square with a pin. Place a pin,

2 inches to each side of each center. Run a dotted line from side pins to the top.

Fold along each dotted line, make a 2-inch pleat and lap it toward the seam-line nearest it. Pin securely. You now have a 4-inch box pleat in each rectangle, and the section measures 18 inches across. If it is not exact, make the necessary adjustment and stitch across the bottom. Baste binding along this pleated selvage edge, on three of the sections, but do not stitch.

Assembling The Bag (Fig. 4):

Place facing on back. Stitch raw edges together. Leave opening for hook.



1. Cleaner Pocket:
Turn in the edges of the pocket 1/2 inch on all sides. Make a 1 1/2-inch hem across the top. Place the pocket, matching the lines; and stitch in place.
2. Facing:
Hem the long straight edge of the facing. Place it on back side

NEW Shaped-to-fit PLASTIC FURNITURE COVERS


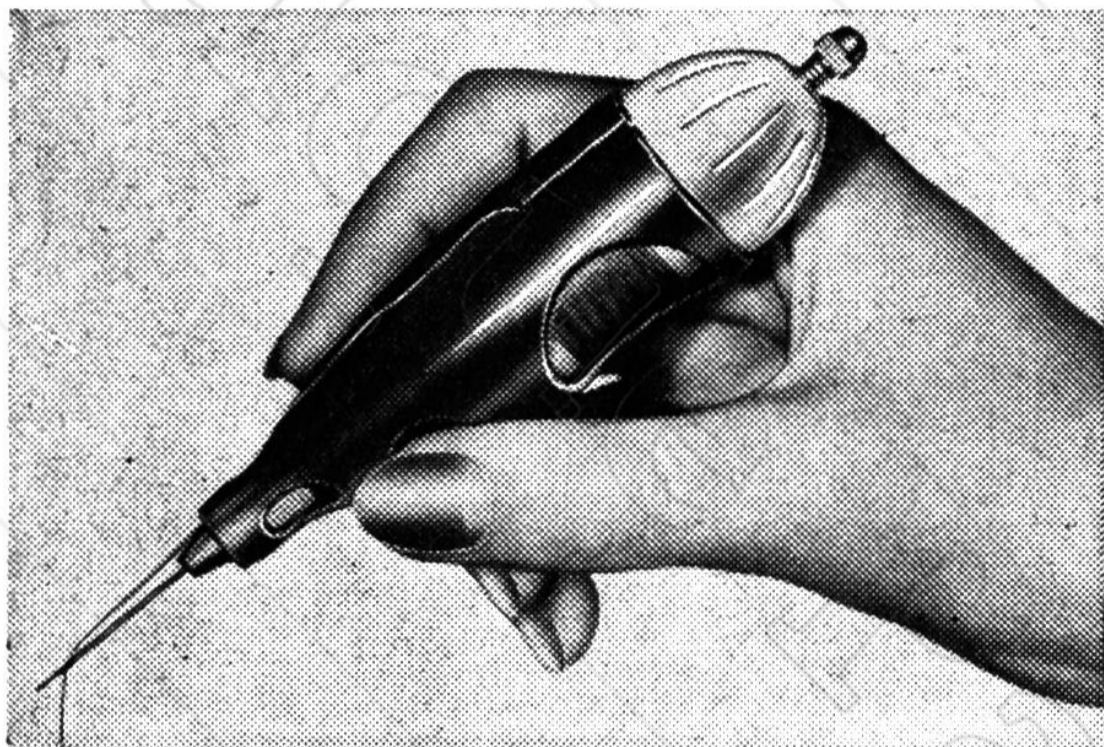
Over 50 Sizes for Lawson, Wing, Modern, Sofabed, Sectional, others. Durable Firestone Velon protects furniture from dust, pets, liquids, children, without hiding its beauty. "Shaped-to-fit"—don't confuse with bag-type covers. Smart separate Cushion Covers. Chair sizes as low as \$3.95. Guaranteed. Get our FREE CATALOG and SAMPLE of PLASTIC.

House of Schiller, 180 N. Wacker, Dept. W-7 Chicago 6

WRITE FOR FREE CATALOG

Have You Heard About These Items Suggested to Aunt Ellen

(All merchandise advertised on this page may be purchased direct from the address given in the article.)



GREATEST INVENTION Since the Needle! Now, do a professional sewing job at home in half the time. Sew a beautiful, invisible blind-stitch hem without rethreading. Magic Stitcher holds a complete spool of thread. Do hemming, tailor-tacking, applique, basting, shirring, smocking. Uses regular or elastic thread. Light (1 oz.), fits palm of your hand. Completely illustrated sewing booklet included free. \$2.95 postpaid (please, no COD's.) Money back if not delighted. Write Albin of California, Rm. 207, 1401-21 W. 8th St., Los Angeles 17, Cal.

STENCILS FOR TEXTILE PAINTING—Anyone can paint for fun and profit. Now available, especially designed shaded stencils with complete pattern printed on each sheet of stencil set. Many designs to decorate towels, curtains, ties, blouses, pillowcases, etc. Complete line of textile painting supplies. Send 25c in coin for illustrated catalog, sample stencil, and directions for painting. Aluminum Art Products, Dept. M. H., 225 W. 8th Street, Kansas City 6, Missouri.

of the bag, matching the curved edges. Stitch curved edges together two or three times for strength, leaving a small opening in the middle for the hook of hanger to slip through.

3. Pocket Sections:

Place the top tier of pockets in position. Match all penciled lines, and pin. Stitch across the lower edge on the basted binding.

Stitch cut edges along each side. Stitch two or three times between individual pockets.

Repeat with other pocket sections, placing the unbound section at the bottom.

4. Binding:

Beginning at the opening left for the hook, baste binding around the entire bag. Stitch. Press the bag.

5. Coat-Hanger:


Slip the hanger in place. Stitch crosswise under it a time or two to hold it in place. When you wish to launder the bag, rip that bit of stitching, and slip the hanger out.

And now your shoebag is finished (Fig. 5). Your heirs will implore you to mention it in your will!

A pinch of soda added to boiling milk will prevent curdling.

Infants' Sweater and Hat In Crochet

This unique style sweater buttons up the side and high around the neck and the matching cap is a snug fitting one. Directions are given for size 1; size 2 is in parentheses. The model was



made of Botany Sport yarn; three 2-ounce skeins for size 1 and four skeins for size 2. Use an afghan hook number F (bone) and size 1 steel crochet hook, 8 small pearl buttons are also needed.

Abbreviations: Ch (chain); sts (stitches); sl st (slip stitch); lp (loop); sc (single crochet); sk (skip); dc (double crochet).

Gauge: 11 sts equal 2 inches.
4 rows equal 1 inch.

The BORDERS of this garment are made in afghan stitch. Begin with a ch of 21 for practice, pick up a lp in second st from hook and in each ch st

to end; then yarn over, draw it through first lp on hook, then through the rest of the lps in pairs. The last lp becomes the first st of next pair of rows. Make 3 such pairs of rows, or 6 rows, to become the bottom border.

The BODY PATTERN is a variation of this stitch and produces a diagonal effect. It may be well, for the sake of practice, to continue the border up the right side of the piece you are working, so continue as before on 8 sts.

ROW 1 of PATTERN: Sk next (9th) st, pick up a lp through 10th st, then pick up a lp through 9th or skipped st. Work across in this manner, each time picking up a lp in second st from hook, then another lp in skipped st. Work back as for border stitch.

ROW 2 of PATTERN is worked on the same order, but work ninth st, sk tenth, work eleventh, and pick up a lp in skipped st. At end of row, this time, work off a single st first. On other rows, when you begin with the tenth st, work off two sts first as you come back.

Repeat these 2 rows for body of sweater.

When working on a piece such as the back or sleeve, where there is no border up the side, the tenth st would be the second, eleventh would be the third, etc.

Back: With afghan hook, ch 60 (65) sts. Work in border pattern for 6 pairs of rows. Then change to body pattern and work even until back measures 8 (8½) inches from start or desired length to underarm.

To Shape Armholes: Sl st over first 5 sts, work until 5 sts remain at end of row. Work back. Work even until arm measures 4½ (4¾) inches from armhole shaping. Work a sl st in each bar across row.


Right Front: Ch 48 (51) sts. Work border pattern as for back. Work 8 sts at front edge in border pattern and remaining sts in body pattern until same length as to underarm of back. Shape armhole at armhole side same as back. Work even until armhole measures 3 (3¼) inches from armhole shap-

back and forth for 5 inches. Decrease 1 st on each side every row 5 times. Work until sleeve measures 6½ (7) inches from start. Decrease 1 st on each side. Work border pattern for 6 rows. Sl st over remaining sts.

Collar: Omitting first 8 sts of border on right front, pick up 58 (60) sts around neck. Work in border pattern for 4 rows. Sl st over all sts across row.

Finishing: Sew side, shoulder and sleeve seams. Starting at lower edge of

(Continued on Page 14)



ing. Sl st over 24 sts at neck edge. Decrease 1 st at neck edge twice (to decrease, insert needle under 2 bars and pull up a lp). Work even until armhole measures same as back armhole. Sl st over remaining sts.

Left Front: Ch 27 (30) sts and work same as other front (reversing shaping and omitting front border) until armhole measures 3 (3¼) inches from armhole shaping. On next row, work across 15 (18) sts and leave 7 sts at front edge unworked; work back. Decrease 1 st at neck edge twice. Work even until armhole measures same as armhole in other front. Sl st over remaining sts.

Sew shoulder seams.

Sleeves: Pick up 50 (52) sts around sleeve edge and work body pattern

**FREE ALDENS
846-PAGE
GENERAL CATALOG**

**FALL
and
WINTER
1952**

OVER 55,000 MONEY-SAVING ITEMS

YOURS FREE! America's No. 1 style book and complete catalog store! All family and home needs in 846 pages! 375 pages of fabulous Fall fashions for all ages, sizes . . . 170 pages for children . . . 130 pages of men's wear, sporting goods, tools, auto supplies . . . 140 pages of newest home furnishings, appliances, housewares! Lowest prices, 100% satisfaction guaranteed! Mail coupon NOW for your FREE money-saving Fall Catalog: ALDENS, CHICAGO 80, ILL.

— PASTE TO POST CARD-MAIL NOW —

**ALDENS, Dept. 100
Box 5362, Chicago 80, Illinois**

Please send my FREE Fall and Winter Aldens general catalog as soon as it's ready in July.

Print NAME _____

Print ADDRESS or RFD NUMBER _____

Print POST OFFICE (Town) _____ STATE _____

Place Mat in Filet

Here is a very simple crochet table mat that measures 12 by 17 inches. To make this piece, you need about 350 yards Lily Skytone Mercerized Crochet Cotton; use a steel crochet hook number 8.




Abbreviations: Ch (chain); st (stitch); sp (space); bl (block); dc (double crochet).

Filet crochet is composed of sps and bls or open and solid squares. A foundation ch is made into which bls or sps or both are worked. For a foundation ch, make three times as many sts as there are to be squares, add 1 ch st to this total, plus the necessary sts to turn, (5 for a sp, 3 for bl); turn and work according to chart or illustration given. In following rows, the bls and sps are worked over the bls and sps of previous row.

A sp is formed by a dc, ch 2, sk 2 sts, dc in next st. A bl is composed of 4 dcs. If worked over a sp, a dc is made in the dc of previous row, 2 dcs are worked over the next ch 2, dc in next dc. In working 2 or more adjoining bls, there will be four dcs in the first bl and 3 dcs in each additional bl.

To begin this piece, ch 15, turn and work a row of solid dcs, turn and follow chart for the first half of table mat. Turn chart upside down to work other half. The center row on chart is not to be repeated.

Start Here



Center Row

PLACE MAT CHART

(Continued from Page 13)

right hand border, work a row of sc making 6 lps for buttonholes. Make 2 lps for buttonholes on collar. Sew buttons in place.


Hat: Ch 65 (70) sts and work border pattern for 6 rows. Increase 5 sts evenly spaced across next row. Work even in body pattern until piece measures 5 (5½) inches from beginning. Sl st across next 23 (25) sts, work across row leaving last 23 (25) sts unworked. On remaining center 24 (25) sts work

even in body pattern for 4 (4½) inches. Sl st across these sts.

Finishing: Crochet seams together on left side. Work one row of sc around bottom of hat, sk every third st. Work another row of sc in each st. Work a row of beading by making 4 sc, sk next st, dc in next, * ch 3, sk 1 st, dc in next st, repeat from * across row. Make 2 more rows of sc. Work 1 row sc around face of hat. Make a drawstring and draw through beading. Join 2 tassels at end of drawstring.

Round Tatted Motif

Here is a lacy tatted design that could become a place mat, vanity set or a scarf. Use ball and shuttle and tating thread.



Abbreviations: R (ring); ds (double stitch); p (picot); cl r (close ring); rw (reverse work); ch (chain).

To begin, make r of 6 ds, 4 p separated by 3 ds, 3 ds, small p, 7 ds, join to small p, 3 ds, 4 p separated by 3 ds, 6 ds, cl r. (Rw, ch 4 ds, 3 p separated by 3 ds, 4 ds. Rw, r of 4 ds, join to 7th p of last heart, 4 ds, p, 4 ds, cl r. Rw, ch 4 ds, 2 p separated by 3 ds, 4 ds. R of 6 ds, p, 3 ds, join to last p of ring, 3 ds, p, 3 ds, join to 5th p of last heart, 3 ds, small p, 7 ds, join to small p, 3 ds, 4 p separated by 3 ds, 6 ds, cl r) 5 times, joining sixth heart to first.

Rw, ch 4 ds, 3 p separated by 3 ds, 4 ds. Rw, r of 4 ds, join to 7th p of last heart, 4 ds, join to 2nd p of first heart, 4 ds, cl r. Tie and cut thread.

BABY SHOE PLANTER

Thrilling new idea for baby shoes! Permatized in metallic bronze-like finish. Baby's first name, birth date engraved in gold. Complete with gorgeous California flower pot for flowers, plants, etc. (plant not incl.) Base 6" x 10". An ever-alive keepsake.

SEND NO MONEY. Send shoes, baby's name and birth date. Pay postman plus COD postage on delivery. Satisfaction guaranteed.

ONLY \$5.95 **DURAMIC PRODUCTS, Dept. G-87**
1493 Clybourn Ave., Chicago 10, Ill.

BEFORE

Be An Invisible Re-Weaver

AFTER

MAKE BIG MONEY AT HOME

Earn over \$20 daily, full or part time—repair cuts, tears, burns in clothing or any fabric so damage can NOT be seen. BIG demand, big profit, uncrowded field. Complete low-cost home-study course including lifetime equipment. Easy-to-learn, pay-as-you-earn—can mean lifetime income. Write for free details today—now.

FABRICON COMPANY **DEPT. F-9**
8342 S. Prairie Ave., Chicago 19, Ill.

These Folks Say It's Easy to Earn!

You, TOO, Can Make Money with ARTISTIC Christmas Cards

Show exciting new ARTISTIC Christmas Cards to folks you know. They buy fast! You pocket big cash profits showing Samples full or spare time!

NO EXPERIENCE NEEDED

New 21-card Christmas Assortment sells itself at only \$1. You make \$50 on just 100 boxes! Extra profits for you in Personalized Christmas Cards and Stationery low as \$1 per box, Religious, Humorous, All-Occasion, Gift Wrappings, many more fast-sellers. Send for 4 Assortments on approval and FREE Personalized Samples. **ACT TODAY!**

REPLACEMENT OR A REFUND OF MONEY
Guaranteed by Good Housekeeping
 IF NOT AS ADVERTISED THEREIN

BEST LINE!
 "You carry the best line. ARTISTIC CARDS SELL THEMSELVES."
 Wm. Boykin, Fla.

\$6 AN HOUR
 "I went out at 9 a. m. and returned at noon ... netted \$18."
 Mrs. O. A. Fosse, N. Dak.

ORGANIZATIONS:
 Raise hundreds of dollars!
 Check coupon.

SEND NO MONEY... MAIL COUPON NOW!

ARTISTIC CARD CO., INC.,
 917 WAY ST., ELMIRA, NEW YORK

Please send money-making facts, 4 Assortments on approval and Personalized Samples FREE.

NAME _____

ADDRESS _____

CITY _____ ZONE _____ STATE _____

Check here if for an organization.

L'Opera

This stately bedspread makes nice work for your spare time. Made with D. M. C. Superba Crochet Cotton size 30, and a number 10 crochet hook, the squares will measure approximately 7 inches. For a single bedspread (75 x 104 inches) you will need about 95 balls of white or desired color; for a double bedspread (85 x 104) you will need about 103 balls.



Abbreviations: Rnd (round); sl st (slip stitch); ch (chain); dc (double crochet); sk (skip); tr (treble-thread over twice and work off 2 lps at a time); sp (space); sc (single crochet); lp (loop); 3 tr cluster—(make 3 trs holding the last lp of each on hook, thread over and pull through all lps on hook); dtr (double treble—thread over 3 times and work off 2 lps at a time); tr tr (triple treble-thread over 4 times and work off 2 lps at a time); p (picot).

Square Motif: Ch 5, join with a sl st to form a ring.

Rnd 1: Ch 3 (always counts as a dc), 23 dc in ring, join with sl st to top

of ch 3 (24 dc in all).

Rnd 2: Ch 8 (counts as a dc and ch 5), sk 2 sts, dc in next st, * ch 5, sk 2 sts, dc in next st; repeat from * around, ending with ch 3, dc in third st of ch 8. This brings thread into position for next rnd.

Rnd 3: Ch 3, 4 dc over last (joining) dc, * ch 3, sc in next sp, ch 3, (5 dc, ch 3, 5 dc) in next sp; repeat from * twice, ch 3, sc in next sp, ch 3, ending with 5 dc in beginning of first sp, ch 2, sc in top of ch 3 (this is equivalent to ch 3—brings thread in position to begin next rnd).

Rnd 4: Ch 3, dc OVER sc, * dc in each of next 5 dc, ch 5, sk 2 sps, dc in each of next 5 dc, (2 dc, ch 3, 2 dc) in corner sp; repeat from * 3 times, ending with 2 more dc in sp, end as in rnd 3.

Rnd 5: Ch 3, dc over sc, * dc in each of 7 dc, ch 3, sc over ch 5 lp, ch 3, dc in each of next 7 dc, (2 dc, ch 5, 2 dc) in corner sp; repeat from * 3 times, ending with 2 dc in sp, ch 3, dc in top of first ch 3. This brings thread in position for next rnd.

Rnd 6: Ch 5 (for a dc and ch 2), dc in same place as last dc, * ch 5, sk 4 dcs, dc in next dc, ch 2, sk 2 dcs, dc in next dc, ch 5, sk 2 sps, dc in next dc, ch 2, sk 2 dc, dc in next dc, ch 5, sk 4 dcs, dc in next dc, ch 2, (dc, ch 5, dc) in corner sp, ch 2, dc in next dc; repeat from * around, end with ch 2, dc in sp, ch 2, dc in third st of ch 5.

Rnd 7: Ch 10, thread over 3 times, draw up lp in top half of joining dc, thread over, through 2 lps, draw up a lp in same place as joining dc, thread over, through 2 lps, thread over, through 3 lps, (thread over and through 2 lps) twice, ch 1, dc in center of st—an X st completed at beginning of rnd, * ch 1, sk 1 st, thread over

3 times, draw up lp in next st, thread over, through 2 lps, thread over, sk 1 st, draw up lp in next st, thread over, through 2 lps, thread over, through 3 lps, (thread over, through 2 lps) twice, ch 1, dc in center of st, repeat from * 7 times (9 X sts on one side), ch 3, dtr in next (corner) st, ch 3, make an X st over next 3 sts, ch 1, sk 1 st, work an X st over the next 3 sts, continue around working all corners alike; end with ch 3, join in 7th ch of ch 10 first made.

Rnd 8: Ch 1, 2 sc in sl st, * 5 sc in next sp, sc in each st across to corner sp, 5 sc in this sp, 3 sc in corner dtr; repeat from * around, end with 1 sc in same place as first 2 scs, join to first sc.

Rnd 9: Ch 4 (counts as a tr), make 2 trs at base of ch and work off as a 3 tr cluster st, * (ch 2, sk 2 sts, 3 tr cluster in next st) 16 times, ch 4, cluster in same st as last cluster; repeat from * around (17 cluster sts on each side), make last cluster in same st as first cluster, ch 3, dc in top of first cluster.

Rnd 10: Ch 1, 3 sc over joining dc, * (1 sc in top of cluster, 2 sc in next sp) repeated to corner, 5 sc in all corner sps, repeat from * around, end with 2 sc in sp, join to first sc.

Rnd 11: Ch 5 (for a dc and ch 2), sk 2 sts, dc in next st, * (ch 2, sk 2 sts, dc in next st) repeated to corner, ch 4, dc back with last dc made in center st of corner sc group, repeat from * around piece, end with ch 2, dc in third st of ch-5.

Rnd 12: Ch 1, 3 sc over dc, * (sc in next st, 2 sc in next sp) repeated to corner, 5 sc in corner sp, repeat from * around, end as in rnd 10.

Rnd 13: Ch 4, 2 tr cluster at base of ch, * (ch 2, sk 2 sts, 3 tr cluster in next st) 20 times, ch 5, cluster in same

st as last cluster, repeat from * around, work last cluster of rnd in same st as first cluster, ch 3, dc in top of first cluster (21 clusters on each side).

Rnd 14: Ch 1, 4 sc over dc, * (sc in tip of cluster, 2 sc in next sp) repeated to corner, 7 sc in corner sp, repeat from * around, end with 3 sc in first corner sp, join to first sc.

Rnd 15: Ch 10, work an X st (as in rnd 7) over next 3 sts, * ch 1, sk 1 st, make X st over the next 3 sts; repeat from * until there are 17 X sts on side, make corner as in rnd 7 and continue around, end with ch 3, sl st in seventh st of ch 10.

Rnd 16: Ch 8 (for a dc and ch 5), * dc in center of first X st, ch 5, sk 1 X st, dc in center of next X st, ch 5, sk 1 X st, shell of (2 dc, ch 2, 2 dc) in

(Continued on Page 18)

EXTRA MONEY IN NEW GIFTS & CHRISTMAS CARDS
With NAME IN GOLD



Everybody wants NAME IN GOLD on new, **Exclusive Gold-Stamped** Playing Cards, Pencils, Napkins, Book Matches; also Gold-color Name-Imprinted Christmas Cards. Show **FREE FOLDERS**—make big money now to Christmas. No experience needed.

UP TO 100% CASH PROFIT
 Big line of fast-selling Christmas Card Assortments pays you up to 50c on each easy \$1 sale. Name-Imprinted Cards, Informals and Stationery boost your profits. Get 3 Box Assortments on approval and 8 Imprint Portfolios **FREE**. Write today!

HERALD Greetings, 1702 Payne, Dept. J-10 Cleveland 14, Ohio

Send for **SAMPLES**


Regular Price of a Slide Rule \$4 and up



SLIDE RULE **92¢**
 and this coupon
 Add 8c Postage

If you can use a pencil you can use a slide rule For bookkeepers, accountants, salesmen (figuring commissions, cost, etc.), farmers, housewives, etc. For Armed Forces highly important. Men's most useful tool. Easy to calculate instantly. Multiplying, proportions, division, extracting roots, etc. Equipped with "High Vision" Clear View Slide. Full 10" Rule. A, B, C, D, CI and K scales. **FREE** 28-page instruction book on how to get correct answers instantly without pencil or paper.

GENE LOEWY, 545 Fifth Ave., Dept. 182-A
NEW YORK 17 (Limit three rules to each coupon)



(Continued from Page 17)

center of each of next 2 X sts, (ch 5, sk 1 X st, dc in center of next X st) twice, ch 5, shell in each of next 2 X sts, ch 5, sk 1 X st, dc in next, ch 5, (dc, ch 5, dc) in corner tr, repeat from * around, end with ch 5, dc at base of ch 8, ch 3, dc in third st of ch 8.

Rnd 17: Ch 3 (counts as a dc), 4 dc over dc of last rnd, * (ch 3, sc in next sp, ch 3, 10 dc in next sp, ch 3, sc in next sp, ch 3, shell in each shell) twice, ch 3, sc in next sp, ch 3, 10 dc in next sp, ch 3, sc in sp, ch 3, 10 dc in corner sp, repeat from * around, end with 5 more dc on first corner, join with sl st to top of ch 3.

Rnd 18: Ch 8, dtr in next st, ch 1, dtr in next st, (ch 1, tr) in each of next 2 sts, * (ch 1, tr) in each of next 2 dc, (ch 1, dtr) in each of next 2 dc, (ch 1, tr tr) in next 2 dcs, (ch 1, dtr) in next 2 dcs, (ch 1, tr) in next 2 dcs (open shell completed), ch 1, shell

in each shell; repeat from * once, (ch 1, open shell over next 10-dc group) twice, repeat from * around, end with (2 tr, 2 dtr, 1 tr tr with ch 1 between each) in first dc-group, join in 7th ch of first ch 8.

Rnd 19: Ch 1, sc in same place, ch 5, sc in same place, (sc in next sp, sc in next st, ch 4, sl st in fourth st from hook for a p) 3 times, sc in next sp, sc in last st, * sc in next sp, sc in st, (sc in sp, sc in st, p) 3 times, (sc in next sp and st, ch 5, sc in same st as last sc) twice, (sc in sp and st, p) 3 times, sc in sp and last st, sc in next sp, sl st in back lp of next 12 sts; repeat from * once; sc in next sp and make p's across next 2 open shells, repeat from * around, end with sc in last tr tr, ch 5, sc in same place, sc in next sp, join to first sc, cut and fasten thread.

Squares are joined by the ch 5 lps on the three scallops on each side as follows: (ch 2, sl st to corresponding lp of first square, ch 2, sc in same st as

last st on second square) twice on each scallop.

Make 165 squares for single size bedspread; 180 squares for a double size spread. Join in rows, 15 squares long and 11 squares wide (for the small size), 12 squares wide for the large size.

Large Fill-In Motif: Ch 7, join to form a ring.

Rnd 1: Ch 3 for a dc, 23 dc in ring, join in top of ch 3.

Rnd 2: Ch 6, (tr in next st, ch 1) repeated around (24 tr in all), join last ch 1 to fifth ch of ch 6.

Rnd 3: * (Ch 6, sl st in fifth st from hook for a p) 5 times, ch 2, sl st to second p lp of any scallop to the right of a corner scallop, ch 7, (p, sl st between 2 ps, ch 5) 5 times (10 p lp, completed), (sc in next sp, sc in tr) 3 times, (ch 2, sl st in ch-5 lp of corner scallop of motif, ch 2, sl st in same st on fill-in motif), sc in next sp, sc in tr, repeat directions in last parenthesis once, (sc in next tr, sc in sp) twice, 10 p lp joined to second p lp of scallop to left of last corner scallop, sc in next sp; repeat from * 2 more times, sc in last sp, sl st in first st, cut and fasten thread.

Repeat this motif for each sp formed by 4 joined squares.

Small Fill-In Motif: Ch 7, join to form a ring.

Rnd 1: Ch 3, 23 dc in ring.

Rnd 2: * Ch 3, sl st between 2 shells on side of square, ch 3, sl st in same st on motif, sl st in each of next 4 sts, (ch 5, sl st in second p lp of scallop, ch 5, sl st in same st on motif), sl st in 4 sts, repeat directions in last parenthesis for joining next scallop, sl st in 4 sts; repeat from * once, sl st in last 4 sts, cut and fasten thread.

Repeat this motif for each similar sp between squares (2 on each side of square).

EMBROIDERY - APPLIQUE

Make beautiful embroidery with your sewing machine. Easy-to-use attachment fits all makes. Makes finest embroidery and applique on linens, silks, bedspreads, blouses, etc. Amazingly simple.



\$1.

FANCY QUILTING

Easier, faster by machine with this attachment. Also do professional mending, sew zippers, darn stockings, attach buttons.

100 NEEDLEWORK DESIGNS

New package embroidery, quilting and applique designs. Attachment and complete, easy directions with big package of 100 designs. **SEND NO MONEY.** Mail name and address. Pay postman \$1.00 plus C.O.D. postage. **SAVE**—send cash, we pay postage. If not delighted return for \$1.00 back. **Guaranteed.**

BOND-CRAFT, Dept. 1953, Box 644, Kansas City 10, Mo.

SEWS LEATHER AND TOUGH TEXTILES

Tough sewing jobs made easy with **SPEEDY-STITCHER** Automatic Awl. Sews firm, even lock-stitches like machine. No skill needed to sew, repair Harness, Luggage, Boots, Sports-Gear, Overalls, Rugs, Sails, Awnings, or anything of leather, canvas, other tough materials. Specially made for heavy-duty. Handiest tool you'll ever own. Saves many times its small cost. Complete with reel of strong waxed-thread, set of diamond-pointed needles, easy-to-follow directions. Save money by sending \$1.50—we pay postage. If C.O.D., postage extra. **MONEY BACK GUARANTEE.**

SPORTSMAN'S POST 250
26 E. 46 St., New York 17



ONLY
\$1.50

Postpaid

\$60.00 FOR A LITTLE SPARE TIME

With New Christmas Card Line

Easy to sell 80 exclusive new "Gold Rush" Assortments. Make 75c on each \$1.25 box. Five fast-selling boxes on approval. Imprinted Samples FREE. Over 100 new fast sellers featuring exclusive **25-card \$1** Christmas box, stationery, 40 for \$1 Name-Imprint Christmas Cards, many others. Extra Cash Bonus; Money-Back Guarantee. Try without cost. *Act today!*

---MAIL COUPON---

Cardinal Craftsmen

1400 State Avenue, Dept. R-52, Cincinnati 14, Ohio

Please send money-making details and samples.

REPLACEMENT OR A REFUND OF MONEY

Guaranteed by Good Housekeeping

IF NOT AS ADVERTISED THEREIN

FREE SAMPLES


Personalized Christmas Cards

40 for \$1 UP

NAME _____

ADDRESS _____

CITY _____ ZONE _____ STATE _____



Women Who Make Cents

The WORKBASKET will pay \$2 for each short article accepted for this department. Material should concern specific women who have found ways to add to the family income. Address all contributions to Women Who Make Cents, The WORKBASKET, 2401 Burlington, Kansas City 16, Mo. No contributions to this department will be returned.

700 NEW BUTTONS ONLY

Beautiful, HIGH QUALITY buttons, ideal for dresses, shirts, etc. All colors, designs, sizes, including dozens of matching "sets." BIG BARGAIN! "Left overs" from America's expensive garment makers. SEND NO MONEY—pay postman \$1.00 plus postage and C.O.D. fee. Or send \$1.00 plus 25c for postage and handling. Satisfaction Guaranteed! GRANDMA GOODWIN, Dept. G51S, GIRARD, ILLINOIS

ONLY \$1.00



IT'S PROFITABLE TO MAKE and SELL HATS

Our wholesale price 32 page catalog includes EVERYTHING USED IN MILLINERY — Blocks, Findings, Feathers, Flowers, Wire and Buckram Frames, etc. Send 25c for catalog illustrating thousands of items AND YOU'RE IN BUSINESS. 25c refunded on any order of \$2.00 or more.

LOUIE MILLER—Millinery Supplies

225 N. Wabash Ave. Dept. MM Chicago 1, Ill.

MAKE MONEY EASY GET PERSONAL DRESSES EASY

Show Gorgeous New Styles Actual Sample Fabrics

Women! Here's a wonderful opportunity to use your spare time to make money to spend, and to get lovely dresses to wear! Just show your friends and neighbors exciting newest-style dresses, and lingerie, hosiery, children's wear, men's shirts, socks, etc., and take orders at amazingly low prices—with big profit for you. NO MONEY—NO EXPERIENCE NEEDED. You can even get personal dresses WITHOUT PAYING ONE CENT FOR THEM.

Rush Name for SAMPLES!

SEND NO MONEY—We send you big package of ACTUAL SAMPLE fabrics and complete, colorful style-presentation—all absolutely FREE—with complete instructions and money-making plans. Write today.

THE MELVILLE COMPANY Dept. 7416, Cincinnati 25, Ohio



Waste Baskets from Cast Offs

One day I happened to be in a retail ice cream store, when the attendants were filling the freezers for the day's business. I was astonished to see them throwing away lovely two-and-one-half gallon containers about 9 inches high and 9 inches in diameter, made of a treated cardboard, reinforced with a metal rim. They were glad to give me all I could carry; and have I ever had fun making waste baskets. My first one was a Chinese red on the inside. I used gold paint on the outside with a black dragon trailing around the basket and with touches of red. My friends and their friends take them at \$1 each as fast as I can make them. Everybody needs as many waste baskets as she has rooms, and most interesting color combinations can be worked out.



Louise Rogers

Laundry Bag Set

When I made and sold my first set of laundry bags I launched into a profitable spare time business. The set consists of a small bag for hose or handkerchiefs and a larger one for other garments. A 14-inch square of material hemmed on all four sides with a brass or bone ring sewed into each corner is required to make the handkerchief bag. A yard of half-inch ribbon or tape is run through these rings and tied into a bow. The bag may be easily packed into a suitcase or trunk. A novel touch may be added with a spray of appliqued or embroidered flowers on the front of the bags. A yard of material is used to make the larger laundry bag with two yards of tape or ribbon. These bags in sets sell at \$1 and up, depending on the kinds of materials used.



Mrs. Mary Granzin.

Bronzing Baby Shoes

Recently I wanted to have one of my baby's first shoes bronzed and mounted but the price was far above me. Not willing to give up the idea I bought some glue, filler, hardening liquid and bronzing powder. First I cleaned the little shoe, applied one coat of liquid and let dry. I applied another coat, let dry, mixed filler and poured in shoe. When filler was dry I gave it a coat of bronzing powder mixed with hardening liquid. My husband cut me some inch boards in 8 by 4 inch pieces, I sanded them and waxed lightly to improve appearance.



When the shoe was finished I glued it to the wood. Printing the name of the little wearer and birth date in a bright color makes that extra personal touch.

Mrs. Roberta West

MAKE YOUR OWN!
WITH
GRIFFIN LEATHERCRAFT KITS

• Best assortment of tools, materials in U. S. A.! Send 25¢ for 116-page catalog. (Money refunded first order.)

GRIFFIN CRAFT SUPPLIES
5626-E Telegraph Avenue, Oakland 9, Calif.

SINCE 1924

"MY PROVEN SUCCESS PLAN IS AN EASY WAY TO GET \$50 EXTRA IN YOUR SPARE TIME"

Says **RUTH J. ELLIOTT**

NO EXPERIENCE NEEDED

My Easy way to make extra MONEY has been used by thousands of people like yourself. Age or location doesn't make a bit of difference!

All you do is SHOW beautiful ELLIOTT Christmas and Greeting Card Assortments, name-imprinted Stationery, Toys, Books, Novelties to Neighbors, Friends, Club Members. The prize winning ELLIOTT items actually sell themselves!

EARN UP TO 100% PROFIT! Plus BIG CASH BONUSES. You can't find a nicer way to get spare cash for "extras" or to help your church, club or worthy cause.

I KNOW YOU CAN DO IT! Everyday people are getting \$50, \$75, \$100 or more. Send me the coupon below and I will rush you everything you need (ON APPROVAL) to get STARTED AT ONCE making money the easy ELLIOTT way.



Send no money — Mail Coupon Today!

ELLIOTT GREETING CARD CO.
253 RIDGE STREET • ELYRIA, OHIO

Dear Mrs. Elliot:

Please rush me — ON APPROVAL — everything I need to get started AT ONCE making money the friendly ELLIOTT way.

NAME
ADDRESS
CITY ZONE STATE

Aunt Ellen's CLUB NOTES

What Clubs Are Doing

One club which regularly reduces its summer activities to monthly picnic meetings has introduced a new twist this year. It is holding each picnic at some nearby place of historical interest, and combining a tour with the picnic recreation.

The idea for the summer program

arose out of the confession by several members that although they had lived near these historical landmarks most of their lives they had never been to see them. In the neighborhood are a Civil War battleground, an old church built in the early days, and a Colonial home preserved as a museum. These are on the summer's program, with a member doing research on each place to present to the club at the time it tours the site.

There is hardly a place in the country that does not have some historical landmarks within touring distance, and you will probably find that a surprising number of your members have never visited them.

A well organized club in the mid-west uses the summertime lull to do its planning for the next club year, which will start in the fall. A special planning committee goes over the various aspects of the club program—meetings, projects, finances, study, and has a complete and well considered plan ready to present to the members when they come together again.

Gardening is of special interest to a lot of club members. Many women are in garden clubs in addition to their sewing and handcraft clubs. One Aunt Ellen club invited a person who was an authority on gardening to talk at a summer meeting. It was enjoyed by all; a question and answer session ended the meeting.

Roll Call Suggestions

1. A good place nearby for a picnic.
2. How to keep your independence.
3. A canning tip.
4. How to keep cool.

IF YOU WANT

- ... extra income
- ... independence
- ... work at home
- ... self-expression

Write!

BE AN AUTHOR

It is easier than you may think! Today's famous writers were once beginners. Follow the path they took to success. Let me show you now what editors *want* from new authors—how new writers are cashing checks of \$1 to \$100 offered daily. The easiest way to write for pay. No previous experience necessary.

DETAILS FREE

Since
1938

SAUNDERS M. CUMMINGS
116 Independence Bldg. • Colorado Springs, Colo.

(Continued from Page 23)

in the profile view of the wearer. One shows a straight front and curved back (bustle, or hip fullness style); the other shows a straight front and sloping back, giving the figure a triangular shape—the back consisting usually of a train. Mixed into these four basic styles are an endless variety of details in garment construction, and many changes in hairdressing.

It is an interesting fact that fashions have changed faster in recent years. Before 1900, there was no change in women's wear in Japan, India or China for hundreds of years. In Europe, women's clothes stayed the same from the Roman Empire to the Crusades, a span of several centuries. In America,

the bell skirts of the mid 1800's lasted for 40 years; the bustle lasted 25; and the tube skirts of the early 1900's lasted only 20 years.

Bell shaped dresses have recurred four times in America—the early 1600's (remember the familiar picture of Pocahontas, painted during her visit to London?); again in the 1740's onward, when Williamsburg, Va., was the fashion center; again in the 1840's and 50's when the country was moving westward; and it has started showing up again in formal party dresses and wedding gowns since the close of World War II.

Bell shaped skirts have used several devices for holding the fabric out from the body. The most famous was the bustle, a pad or frame which extended the back of the dress. It evolved from earlier use of wire or bone panniers, which went on the sides to accentuate the width of the figure and support fancy side drapery. Hoops were a series of metal or whalebone circles used to extend the skirt; a modification was the farthingale, a single hoop mounted on a circular piece of material and fastened to the waist. A farthingale also was sometimes a hairstuffed cushion worn around the waist to hold the skirt out. A crinoline was a steel spring cage or hoop arrangement worn to extend the skirt.

The tube figure first appeared in America with the Pilgrim women, whose simple dress reflected that basic style. In the 1790's to 1820 the style was again in use, as shown by portraits of that time. At the end of the 1800's the tube came in again with the famous Gibson Girl. And it returned in the severe fashions of 1914, continuing through the 1920's with drastic fluctuations of waist and hemlines. It forms the basis of present styles, although yielding to experimentation.

AMAZING NEW DISCOVERY! CURLS and WAVES HAIR without wetting it!



DIP CURLER



PLACE IN HAIR



LOVELY CURLS AND WAVES

This results in lustrous, shimmering curls and waves. "Takes" on all types and textures of hair. Makes expensive permanents and messy, time-consuming home waves unnecessary. **FASTEST, SAFEST HOME HAIR SETTING METHOD KNOWN!** Tested by 10,000 women! Save money on complete kit (curlers and many months supply of curling solution only \$1.98). Save money on refills! Only 30c. Get the best looking hair-dos of your life! **SEND NO MONEY!** Pay postman only \$1.98 plus postage on delivery. Delightful, thrilling satisfaction guaranteed or money back!

MAGIC CURLER CO., Dept. 114-J
8427 S. Chicago Ave. Chicago 17, Illinois

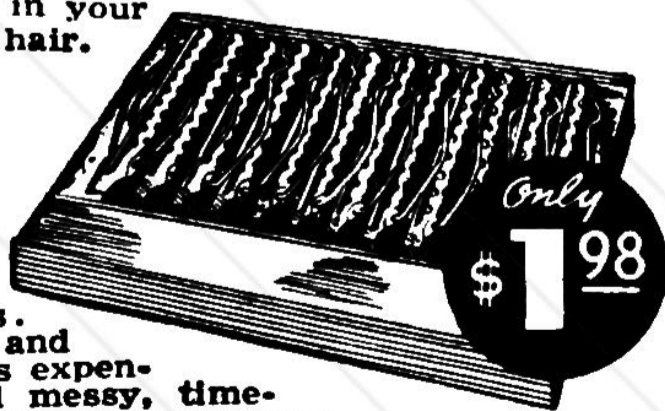
**Not a Cold or Heat Wave!
Not a Wave Set! Gives a
Perfect Wave in 5 Minutes!**

SIMPLE AS A-B-C!

Nothing else like it! **MAGIC CURLER** gives a lovely halo of soft ringlets or lustrous waves in 5 MINUTES SETTING TIME! And each set costs only 2c—yet produces a dazzling new coiffure you can't tell from a \$15.00 permanent! **NO EXPERIENCE NEEDED!** No neutralizers, no rinses, no waiting! Dip **MAGIC CURLERS** into solution, place in hair, and presto! in 5 MINUTES your hair is at its "crowning-glory" best!

**MAGIC RESERVOIR CURLERS
REVOLUTIONIZE HOME
HAIR SETTING!**

MAGIC CURLERS have a built-in Dupont Sponge Reservoir that holds special, safe curling solution, then releases it quickly, evenly, smoothly in your hair.



Faithful rummaging might turn up some of these fashion relics: A 1914 hobble skirt, narrower at the ankle than at the knee. A 1923 kiki skirt, extremely tight, just reaching the knees. A 1910 peg top, with hobble narrowness around the ankles and deep plaits from waist to hip. Spats, worn by both men and women around 1918. A "flapper" long waisted knee-length dress of pre-depression years. A bertha collar of the 1920's, falling softly from the neckline down over the shoulders. A choker chin collar on 1916 coats and suits, high enough to conceal the chin. A tight cloche hat of the 1920's, or one of the numerous fancy tam hats of that era. A Hoover apron of 1917, made with reversible double front so that when one side was soiled the other could be buttoned over it.

Recreational Hour

What's In A Name?

The occupations of these gentlemen will give you a clue to their wives' names. For instance, the oysterman's wife is Pearl. Now see how many of the wives' names you can guess.

1. Lawyer's wife?
 2. Weaver's wife?
 3. Gambler's wife?
 4. Shoemaker's wife?
 5. Fisherman's wife?
 6. Civil engineer's wife?
 7. Botanist's wife?
 8. Sexton's wife?
 9. Porter's wife?
 10. Milliner's wife?
 11. Upholsterer's wife?
 12. Musician's wife?
1. Sue. 2. Flossie. 3. Betty. 4. Peggy. 5. Nettie. 6. Bridget. 7. Flora. 8. Belle. 9. Carrie. 10. Hattie. 11. Sophie. 12. Viola.



\$50 IS YOURS

FOR SELLING ONLY 100 BOXES CHRISTMAS CARDS

to your friends and fellow workers. 21 for \$1 and 50 for \$1.25 with name on. Other money makers. Selling plan and samples on approval. Costs nothing to try.

JEWEL CARD CO.
366 Plane St., Dept. 25, Newark, N. J.



I'LL PAY YOU TO GIVE AWAY NYLONS AT 49c!

Did you ever hear of first quality full fashioned nylon stockings at 49c a pair? Yet, that's all they cost if they run or snag within guarantee period up to **THREE WHOLE MONTHS!** I'll pay you advance cash plus 40% bonus just for writing orders in spare time! We deliver and collect.



FREE SAMPLE STOCKING!

I'll give you sample stocking and everything else necessary absolutely **FREE!** I'll even pay the postage. What's more, you need promise nothing. The whole outfit is yours, no obligation. If you don't make enough money, just throw it away!

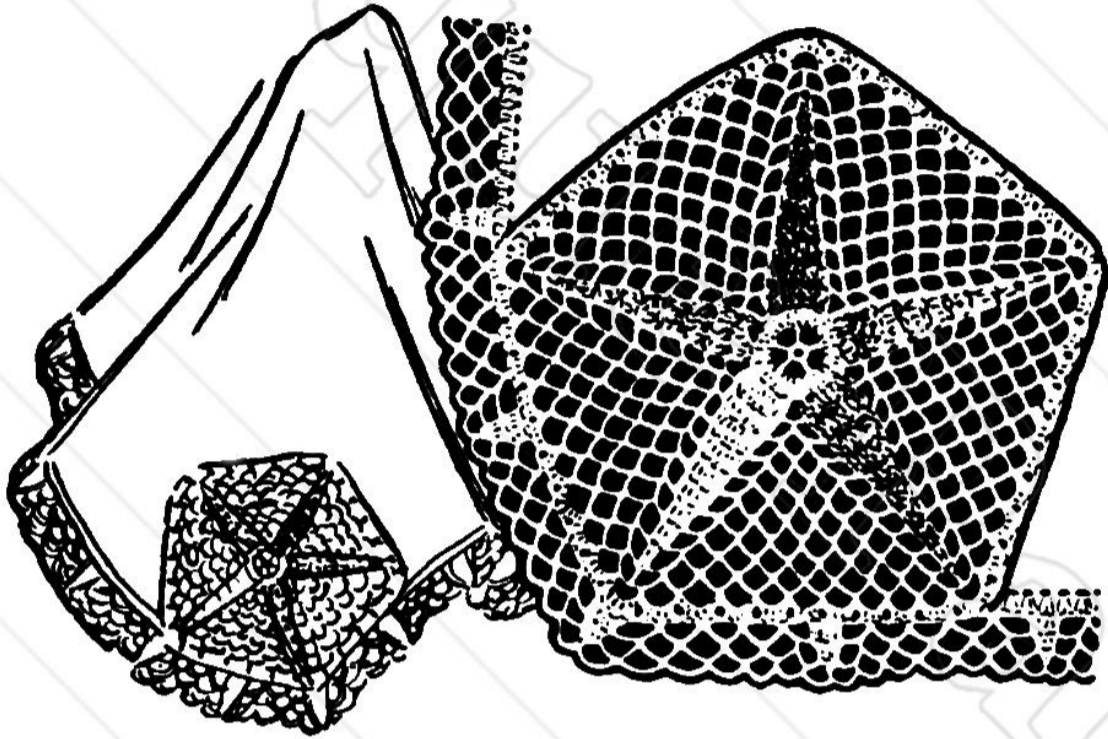
I don't care if you are 18 or 80—if you can spare one hour or 50 hours a week. Man or woman—spare or full time—**YOU** can make a steady cash income that can solve all your money problems. Just mail postcard with name and address to:

Michael H. Kent, President
KENDEX CORP., BABYLON 365, N.Y.

Eastern Star Emblem

We've had many requests for an Eastern Star motif. Here is one shown as a handkerchief corner trim, using tatting thread and number 12 steel crochet hook.

Abbreviations: Ch (chain); sl st (slip stitch); dc (double crochet); sp



(space); lp (loop); rnd (round); sc (single crochet); sk (skip); inc (increase); dec (decrease).

To begin, in white, ch 8, sl st in first ch to form a r.

Rnd 1: Ch 7 (for a dc and ch 4), (dc in ring, ch 4) 4 times, join in 4th ch of ch 7 first made (5 sps in all).

Rnd 2: Ch 3, 9 dc in next sp, 10 dc in each of next 4 sps, join in tip of first ch 3.

Rnd 3: Ch 3, dc in each of next 9 dc, ch 5, join yellow and dc in each of next 10 dc (bring white thread to the left of each color section, carry it along under each color), join white again in last part of last yellow dc made, drop yellow, ch 5 in white, join blue and make 10 dc, ch 5 in white, join red and make 10 dc, ch 5 in white, join green and make 10 dc, ch 5 in white and join. This rnd forms the base for each of the five points. Keep the different threads from twisting by putting each color in a separate container.

Rnd 4: In white ch 3, dc in each of next 8 dc, ch 5, sc over ch 5 sp below, ch 5, (pull last ch out fairly

long), bring the yellow thread from the point where it was dropped in last rnd to the right or beginning side of yellow point, join in top of first yellow dc of rnd below, ch 3, pull lp through the loose 5th white ch of ch 5, remember to work over white thread and the loose yellow thread that lies across back. Dc in each of next 8 dcs, drop yellow, pick up white and ch 5, sc over ch-5 sp below, ch 5, pick up blue and work this point same as for yellow. Continue with red and green points in same manner with ch 5 lps between, join.

Rnd 5: Join yellow and make 8 dcs. Inc 1 ch 5 lps between points. Dec 1 dc on each point. Join the color of each point and work around.

Continue to work the next 7 rnds the same as rnd 5, inc one ch-5 lp between points and dec 1 dc on each point.

Last rnd: 4 sc in each sp around with a ch 1 between.

Place completed motif in corner of a handkerchief, mark lightly around three sides of it, cut about three-eighths of an inch from mark, turn under and make a very narrow invisible hem. Now sew medallion to handkerchief over the hem you have just made. The two free sides of motif complete the corner of handkerchief.

Edge: Make a row of sc around handkerchief. Dc in third sc of corner with emblem, dc in each of next 6 sc, * (ch 5, sk 3 sc, sc in next sc) 4 times, ch 5, dc in each of next 7 dc, repeat from * around, join.

Rnd 2: * Sk 1 dc, dc in each of next 5 dc, (ch 5, sc in sp) 5 times, ch 5, repeat from * around, join.







Rnd 3: * Sk 1 dc, dc in each of next 3 dc, (ch 5, sc in sp) 6 times, ch 5, repeat from * around, join and fasten off.

Amazing New Invention Makes DRAWING Easy!

DRAW Instantly!

NO EXPERIENCE
No Talent, No Lessons
NO SKILL NEEDED!


YOU CAN DRAW THE FOLLOWING

<p>Dress designs, knitting, crocheting, etc.</p> 	<p>Human figures, all objects, needlework, designs.</p> 
<p>Cartoons, comics, landscapes, buildings, etc.</p> 	<p>Pictures, portraits, photographs, etc.</p> 
<p>Still life, bowls, furniture, fruit, etc.</p> 	<p>Copy maps, designs, decorations, blueprints for woodwork, machines, knitting, needlework, embroidery, etc.</p> 

Easily draw people, animals, still life, or maps like an artist even if you have never drawn a straight line before.

This amazing new invention makes it easy for anyone to draw instantly!!

Now you can easily copy any picture and you can easily enlarge or reduce anything you wish to draw or copy. Students get better school marks with it.



Only
\$1.98
 complete

Now, anyone from 5 to 90 can easily draw, paint, or sketch almost anything quickly and accurately the very first time you use the Master Art Helper. You draw like a professional artist even if you have never drawn before. Thousands who were told they were "hopeless" at drawing, now draw like professional artists, and draw those "tough" maps and paintings with ease! No matter what you want to draw with the use of the Master Art Helper, it is automatically seen on any sheet of paper, then you easily, quickly trace the picture on the paper because you already see it there—and in color too! It develops children's art ability and improves their drawing technique! With the Master Art Helper you will draw an accurate professional-type drawing that anyone would think an experienced artist had drawn. This often helps students to get better grades in school! The Master Art Helper makes it easy to draw or copy anything you wish to draw larger or smaller or any size you wish, and is excellent for drawing MAPS usually required of students. It can be used easily on any table, board, or desk anywhere, at home or in school. The Master Art Helper is used to draw photographs both in-doors and out-doors. It requires absolutely no lessons or practice. If you write with a pencil you can easily draw anything with the Master Art Helper. The Master Art Helper can help you be popular and can give you lots of hours of enjoyment.

WIN POPULARITY! BE ADMIRABLE!

Your friends will ask you to draw them and you will easily be able to do it. The Master Art Helper will help make you popular. Thousands find that after a short time they can draw well without the Master Art Helper. Helps anyone to develop skills and artistic ability often leading to a good paying career in art. Helps draw window cards, maps, signs, portraits, living subjects, used by many storekeepers.

FREE! "Easily Understood Tricks of the Artist."

This valuable illustrated booklet, "Easily Understood Tricks of the Artist," will be included free with your Master Art Helper. This booklet will help you understand many of the techniques of the proper shading and proportion and so forth, that are used in drawing human figures and maps. And, will help you improve your drawing skill.

MONEY BACK GUARANTEE. 10 DAY FREE TRIAL

If the Master Art Helper doesn't help you to draw anything you want to draw. If you can't draw people, animals, maps, figures, or anything else like a professional artist with this Master Art Helper, return it within 10 days and your money will be refunded.

Standard Model \$1.98

MASTER ART HELPER CO., Dept. 11
 318 Market Street Newark, New Jersey

HOW IT WORKS Simply look through the Master Art Helper and see what you want to draw right on the paper, cloth or material you are using. All you do is trace the drawing—like magic you have drawn a perfect professional picture!

10 DAY FREE TRIAL! MAIL COUPON NOW!

MASTER ART HELPER CO., Dept. 11
 318 Market Street, Newark, New Jersey
 Rush me the Master Art Helper and your free booklet, "Easily Understood Tricks of the Artist."

- I enclose \$1.98 send postage prepaid
- I understand I can return this merchandise after a 10 day trial and my money will be refunded.
- I enclose \$2.98 send Deluxe Model.

Name.....

Address.....

City.....Zone.....State.....

SENT ON APPROVAL

For drawing required in school, office, shop, store or home.

With The Cooks



The WORKBASKET pays \$2 each for recipes for your family's favorite dish published in these columns. Address Food Editor, The WORKBASKET, 2401 Burlington, Kansas City 16, Mo. We regret that we cannot publish every recipe and cannot return those not used, nor correspond about them. The decision must be left to our judges.



Amazing New **3-SECTION SKILLET** ONLY \$1.98 ppd. PREPARES ENTIRE MEALS AT ONE TIME

Here's a skillet you'll really appreciate! A remarkable quick-heating, time-saving and labor-saving convenience. Works like a regular frying pan, but it's divided into 3 sections. Fry eggs in one section, bacon in the other, potatoes in the third, etc. Ideal for warming-up leftovers, baby's food, etc. Saves you money by eliminating food waste. Size 10" in diameter—big enough to prepare an entire meal of various meats and vegetables. Will last a lifetime. Made of sturdy, durable, top-quality steel in an attractive satin-smooth finish. Easy to grip air-cooled handle. Washes sparkling clean in a jiffy.

Satisfaction Guaranteed or Money Back

Send check, money order or cash. We pay postage. **BARGAIN: Two for only \$3.50 ppd.**

Clayton Products Co., 910 W. Lake St., Dept. 766 Chicago 7, Illinois

Hints on Preparation of Vegetables

It is of vital importance that the color, natural form and flavor, good texture, mineral and vitamin content are retained when cooking vegetables. Prepare just before cooking, especially those that are cut, peeled or chopped. Never cut vegetables in small pieces, as it leads to a loss of vitamin C, which is soluble in water and easily destroyed. The loss is greater where the cut surface is large. Therefore, when possible, cook vegetables whole or uncut.

Wash all vegetables carefully, especially the leafy and green vegetables which often have excessive amounts of foreign particles on them. Be sure to remove all coarse or woody stems. It is unwise to soak peeled or cut-up vegetables. Much of the mineral and vitamin content are dissolved out by soaking. To keep them crisp, store in plastic bags in refrigerator, or wrap in foil paper.

A large percentage of the mineral and vitamin content in vegetables lies just under or in the skin. That is the reason baked or boiled potatoes are more nutritious than those that are peeled or scraped. If scraping or peeling is necessary, do it very lightly.

MAKE *Extra Money* with **CHILDREN'S WEAR**



Introduce mothers to adorably-styled, long-wearing dresses—including famous Dan River Gingham... and T-shirts, separates, mix-and-match styles, playwear nightwear for children, school and pre-school ages. Huge selection AT LOW PRICES.

FREE Rush your name for Big Display, sent absolutely FREE. See how easy it is to make extra money and get your own children's dresses without one penny cost...in just spare time. Write today.

HARFORD, Dept. H-1338 CINCINNATI 25, OHIO

Each vegetable should be cooked by a method that will bring out the color and flavor, yet retain its shape and highest possible food value. Boil or steam vegetables in a small amount of water and cook as quickly as possible. Overcooking causes the vegetable to become mushy and soft.

Add about one and a half teaspoons of salt per quart of water. If cooking vegetables that are slightly overmature, add a little sugar to the water to improve the flavor.

Bring water to boiling point, then add vegetables. A lot of vitamin content is lost and dissolved out when vegetables are added to water and then brought to boiling stage. Never add soda to vegetables. It changes the flavor and gives an undesirable taste. Cooking plus the soda has a tendency to destroy part of vitamin C.

Cook green vegetables in very little water and cook as quickly as possible. Cook white vegetables, such as potatoes, cauliflower and corn, in water to which a little lemon juice has been added.

Drain vegetables and add melted butter or other seasonings. Save the cooking water, which contains minerals and vitamins, and use to flavor soups, gravies or for part of the liquid to mash potatoes.

Remember to serve vegetables as soon as possible after cooking and make sure they are hot.

Honey Glazed Carrots

- 6 cooked carrots, sliced
- 2 tablespoonfuls honey
- 2 tablespoonfuls margarine or butter
- 1 teaspoon grated orange rind
- 1/8 teaspoon salt

Combine the ingredients and bring to a boil, then add carrots and let simmer for 10 minutes.

Mrs. Howard W. Floyd
Massachusetts

I Earned \$57.04

In less than 2 HOURS

showing the Phillips Christmas line to a group of my neighbors*



SELL Phillips CHRISTMAS CARDS

You can earn BIG MONEY also! Phillips big line of 130 items includes Christmas and greeting cards, gift items, stationery and children's books. Four new lines of *personalized* Christmas Cards...your customer's name imprinted FREE of any extra cost...start at 50 cards for \$1.25. Other BIG sellers! START TODAY...NO EXPERIENCE IS NEEDED!

Jingle Bells "In Action"

You'll hear *Jingle Bells* in clear true music when the crank is turned on Jingle Bells "In Action", a full color, three dimensional music box that will thrill any child. Also "Pop-In the Bunny", "Busy Bee Play Book" and many other Phillips Christmas gifts for children.

SEND NO MONEY!

DON'T DELAY! Mail coupon for salable samples and FREE BOOK showing how to make \$50, \$100 or more. MAIL COUPON NOW!

*Mrs. D. M. D. of Lawrence, Mass. is only one of thousands of Phillips dealers making Big Money among friends and neighbors this fast, easy way.

PHILLIPS CARD CO.
257 Hunt Street, Newton, Mass.
 Please rush on approval, actual salable items, FREE samples, also your FREE BOOK showing how I can easily make BIG SALES.

Name.....

Address.....

City..... Zone... State....

Cast Your Own Figurines

Mary McCourt Anderson

Maybe you don't flatten your nose child-fashion against a store window display of figurines and plaques, or maybe you do.

If your budget is slim and you discover that a pair of unpainted figurines will cost you \$2.50, try making lovely figurines yourself for a mere cent or two each. You can readily sell any extras you make to hobby shops, variety stores and friends. Stores will gladly buy all you can furnish locally since the transportation and packing charges almost exceed the cost of statues and they are so easily broken in transit as many of you have found out.

With casting plaster only \$1.75 a hundred pounds and a jar of liquid rubber 90 cents you just can't lose.

Even a small jar of rubber will make four to six and more rubber molds, depending on the size of course. These rubber molds are good for hundreds and hundreds of castings. I have some that are ten years old and still serving my classes faithfully.

Three years ago, under the sponsorship of the Montana Institute of Arts, we Butte folk got together and started classes in various crafts. Since I had a variety of my own rubber molds handy and had worked with plaster for years I volunteered to teach plastercraft, rubber mold making, painting and American Dresdencraft.

The Salvation Army generously gave me a room in which to hold my classes as their building is centrally



Photograph 1

located. My first class took instructions in October, 1949. The enthusiasm is even more contagious now, since most of the members are making pin money right along. Some of them sell unpainted figurines and plaques to other class members to decorate and paint. Others are selling finished statuettes for \$5 per pair. One woman had \$75 in back orders alone to get out! Since she made her own rubber molds and castings her only expense was a few cents for plaster and paint, plus her time, of course. Some of my first students are making good money by putting their lovely creations in tourist camps, novelty and gift shops. Those who are merely giving their statues and plaques away at weddings, showers, housewarmings and other gatherings are winning many compliments for themselves.

At our Montana Institute of the Arts festival held at Virginia City, many class members had figurines on exhibition. The work was so lovely, that plaster articles were placed side by side with fired ceramics.

My plastercraft lessons are fifty cents per person. I donate the use of a variety of rubber molds for class work as well as the plaster, wire, etc. Most of my students are homemakers. If they cannot afford to purchase figurines and plaques on the display table, they make from three to six statues in an evening and sometimes more for the mere price of the lesson. Each one mixes her own plaster in clean vegetable and fruit cans. Those who have plaster left over will donate it to someone who picked a larger mold. Thus no plaster is wasted. Lessons can be started in any community, benefiting pupils and teachers alike.


You'll work at mold making, plaster casting and decorating, and really love it. It will cut down your nervous

troubles, spare time and especially telephone calls. You simply can't gab on the phone with a batch of plaster waiting to be poured. Plaster cooks itself in the pan and won't pour, in spite of coaxings, tears and insults. It is quite set in its ways so you'll have to change yours instead.

It is permissible to copy any plaque or figurine you wish, provided it is not copyrighted. A copyrighted article is usually marked with a C in a circle. Never reproduce anything marked this way unless you have permission from the artist.


In referring to a model I mean the

(Continued on Page 39)



"EASY-OFF" OVEN CLEANER The new cleaning substance that quickly dissolves dirt, grease and baked-on drippings. Makes grills, ovens, broiler pans, etc., gleam like new. Simply apply "Easy-Off" to surfaces and sidewalls, allow to stand for 2 to 3 hours, wash off with warm water. No scrubbing, scraping or scouring. Completely harmless. Needed by everyone who owns a stove. 16 oz. jar ppd... **\$1.00**

"DRYROX" When it is damp, hot and "sticky" in the basement—when mold, rot, mildew and rust invade your home—when frost forms in the refrigerator or deep freeze—then's when you need "DRYROX." Magic crystals absorb the moisture from the air. You'll seldom, if ever need to defrost, and dry basements are assured. Refrigerator size... **\$1.00** Large bag for freezer * **\$3.95** or basement. *Plus 15c postage



Write for NEW Gift Catalog
L. F. BLACK & CO., INC.
99-62 METROPOLITAN AVE. FOREST HILLS, N. Y.

SHOW Christmas Cards 40 FOR \$1.25
PRINTED WITH SENDER'S NAME

Make \$65.00 CASH on only 50 orders by Amazing Double-up Plan. Sell Personal Christmas Cards printed with Sender's Name for less than 3c each. No experience needed. 30 SAMPLES FREE! Albums of 30 styles—all actual cards—Free. Also big Special box Assortments sent on approval. Designs include Religious, Humorous, Artistic and Business. Big season now. Send no money! Samples Free. Rush name on postcard. GENERAL CARD CO., 1300 W. Jackson, Dept. 82 - M, Chicago 7, Ill.





on every box—\$50 easily on 100 boxes. Many other leading sellers double your earnings. Embossed Name-Imprinted Christmas Cards at \$1 per box; \$1 Personalized Stationery. You need no experience. Send no money. Mail coupon for money-making Assortments on approval and Imprinted Samples FREE. ACT TODAY!



REPLACEMENT OR REFUND OF MONEY
Guaranteed by
Good Housekeeping
IF NOT AS ADVERTISED THEREIN

MAIL NOW
FOR
SAMPLES!

CHURCH GROUPS! CLUBS!
Easy to raise hundreds of dollars with the proven FRIENDSHIP fund-raising plan! We show you how. Check coupon for money-making facts and samples!

FRIENDSHIP STUDIOS, INC.
118 Adams St., Elmira, New York
Please send me full facts, Assortments on approval and FREE Personalized Samples.

Name.....

Address.....

City..... Zone..... State.....

Check box if for organization.

Friendship Studios

118 Adams St., Elmira, New York



EXTRA MONEY
FOR WHATEVER YOUR HEART DESIRES

Earn with

Freelance

CHRISTMAS CARDS

Get all the things you want by Christmas. Just show big-value \$1 Christmas Assortments in spare time to people you know. Gorgeous new designs sell fast wherever shown. You make big cash profits



Each month gardening questions will be answered by one of the nation's leading gardening experts, C. L. Quear. Send your questions on a post card—those of most general interest will be chosen. We cannot answer questions by mail nor correspond about them. If questions are seasonal, they may not be answered until the next time the season appears, because this material is prepared four months before subscribers receive the magazine. Do not be impatient if the answer to your question does not appear immediately. It, or a question like it, may appear later. Do not send samples of diseased leaves, insect infested plants or soil, or plant parts for identification—limit correspondence to questions only. Address questions to Flower and Garden Forum, The WORKBASKET, 2401 Burlington, Kansas City 16, Mo. Include full name and address. Do not include correspondence relating to other matters, such as subscriptions, as these letters are handled by another department.

Can you tell me what makes my petunias get nice big buds, then dry up? Some of them open part way and then dry up. But lots of them just have the buds that never open. Mrs. O. M. R., Iowa.

Petunias are most particular about drainage. If the soil is kept too wet at blooming time or does not drain well when watered, the blooms will fail to open, the plant will turn yellow and eventually die. Since your plants did well until blooming time it is unlikely that any diseases or insects caused the trouble.

What can I do about several gooseberry hedges I have—they grow nice and tall, bloom and a little later, the blossoms fall off and I never get any berries. I have tried to cut the bushes down, have replanted them but without success. Mrs. A. N., Massachusetts.

There are over 100 species of gooseberries and they are exceedingly variable in productiveness. The better cultivated gooseberries come from two species that have been hybridized to produce the present commercial varieties. Probably, the bushes you are attempting to grow are not suited for fruit production. The best thing to do is to replace the present bushes with new ones from a nursery. Purchase superior varieties such as Chautauqua, Industry or Poorman and you will have more productive bushes and superior fruit. Good varieties of gooseberries are just as important to success as good varieties in any other fruit.

Burpee GIANT Pansies

75¢ PKT. 10¢

Sow Seeds This Summer

for bigger, better Pansies next spring—up to 4 in. across. Full 75c-Packet with easy directions, all colors mixed, postpaid for only 10c. **Send Dime Today!**

FREE Fall Bulb Book—Tulips, Hyacinths, Crocus, Daffodils and Lilies, etc., to plant this fall.

W. ATLEE BURPEE CO.
260 Burpee Building—at nearest city:
Philadelphia 32, Pa. or Clinton, Iowa or Riverside, Calif.


A plant I have, called sultana or impatiens around here, has been wintered in the house. I wonder why the blossoms come often but dry up and fall off before blooming. The foliage is rich green and it grows rapidly, but I would like to have the blooms open. Mrs. A. M., Virginia.

Impatiens, or Sultana needs full sun in the house during winter and full shade outdoors in summer to open its blooms. Under such growing conditions the blooms will open unless they are infested with insects. Mites, thrips and aphids infest Sultanas and mites or thrips will destroy the blooms while still in bud. Make a solution of a rotenone spray, two tablespoonfuls to a gallon of water and set the plant in the solution, pot and all, for five minutes. Do this two or three times at one month intervals and after that all buds that form should open. The insect pests attacking the Sultana buds are so small that they cannot be seen without the aid of a strong magnifying glass.

Since we have had some trees called Tree of Heaven in our yard, flowers do not seem to grow. Some have told me that the Tree of Heaven keeps other plants from growing. I am wondering if that or something else is the trouble. W. A., Michigan.

The Ailanthus, or Tree of Heaven, is one of the hardiest trees known. It grows almost anywhere and under the most adverse conditions. Being extremely vigorous the tree keeps other plants around it from growing because it robs them of moisture and food. By watering the flowers and grass heavily and feeding them regularly they may be made to grow in spite of the constant drain on the soil by this tree's roots.

GROW MINIATURE TREES
FOR PROFIT & PLEASURE



Fabulous Money—Real Fun! Grow genuine live dwarf (Ming) trees. A terrific new business and hobby. Astounding details Free. Write — **DWARF TREES, Dept. 25**
P. O. Box 355 • Briggs Station
Los Angeles 48, California

WHY DON'T YOU WRITE?

Writing short stories, articles on children's activities, homemaking, needlework, local, club and church activities, etc., will enable you to earn extra money. In your own home, on your own time, the New York Copy Desk Method teaches you how to write the way newspaper women learn—by writing. Our unique "Writing Aptitude Test" tells whether you possess the fundamental qualities essential to successful writing. You'll enjoy this test. Write for it, without cost or obligation. **NEWSPAPER INSTITUTE OF AMERICA**
Suite 5342-L, One Park Ave., New York 16, N.Y.

SPECTACULAR "GET ACQUAINTED" VALUE!

only through August 31st!

**GIANT IMPORTED
MADONNA
LILIES
8 BULBS \$1**
only

This offer cannot be repeated after August 31st! Only in order to introduce our new catalogue of sensational values to you, we offer an incredible low price on one of the most beautiful of all hardy, perennial lilies—pure white, sweet-scented Giant Madonna Lilies—imported from France! Guaranteed to bloom, these lilies flower in June; grow 3-4 ft. tall, with as many as 15 trumpets on each stem! Multiply rapidly in ground... a perfect backdrop for your perennial garden!

This is a verified **\$267** value!
Satisfaction guaranteed or your money refunded!
Shipped postpaid

FREE CATALOGUE ON REQUEST!

... beautifully illustrated in color...
teeming with thriftwise garden values
... containing hundreds of rare, imported species... and your special favorites — at big, big savings!

U.S.-DUTCH BULB CORP.
220-5th AVE. • DEPT. E11 • NEW YORK 1, N.Y.

EARN \$10 PER HOUR **GROWING MIDGET TREES!**
AT HOME! - SPARE TIME! - NO EXPERIENCE NEEDED!
 It's New! Amazing! FULL GROWN living dwarf trees — only 12 INCHES HIGH! Elm, orange, oak, cypress—any kind! All BLOOM and even BEAR FRUIT. Perfect, healthy specimens, but miniature! Make costly home decorations and beautiful expensive centerpieces (sold for over \$1,500 each) It's easy! Fun! A new fascinating artistic HOBBY — a new fabulous \$\$\$\$\$ BUSINESS! Real seed and sensational new growing secret plan details. BOTH FREE!
FREE! GENUINE SEED AND PLAN
 HOW TO LEARN GROWING SECRETS
 \$ FREE SEEDS
 NATIONAL NURSERY GARDENS, Dept. WB-7
 8463 S. Van Ness, Inglewood 4, Calif.

AT LAST! SOMETHING NEW and SENSATIONAL in CHRISTMAS CARDS
MAKE Extra MONEY FAST
 Superb Satin Velour & Metallic Show Rich New Cards never before offered. Amazing Value! Gets Easy Orders FAST! Pays up to 100% Cash Profit. Big Line. FREE Samples of 30 Gorgeous Christmas Cards with Name 50 for \$1.25 up. New magic GLO-IN-THE-DARK Tree Ornaments, Personalized Matches, Stationery, Gifts. Several \$1.00 Boxes ON APPROVAL.
50 for \$1.25 With name FREE Samples
 PURO GREETINGS, 2801 Locust, Dept. 280-J St. Louis 3, Mo.

GOOD MONEY IN WEAVING
 Earn extra money at home weaving rugs, carpets, etc. from old rags or new yarns, for people in your community! No experience necessary. Thousands doing it with easy running \$59.50 Union Looms. Send for our free booklet.
 Union Looms, 75 Post St., Boonville, N. Y.

JESUS NEVER FAILS
WORLD IN DANGER SERVE THE LORD AND EARN
 Spread the Lord's word everywhere. Take orders from friends, others for gorgeous, golden, tinselled Religious mottoes for homes, stores, etc. Sell amazingly fast at 35c each. Many buy 6 or more.
SEND NO MONEY Just your name and address. We ship you 24 different, richly decorated motto pieces on TRUST. When sold send us \$5.40. Keep \$3 for yourself. Write to
MOTTOS, 4545 N. CLARK, Dept. G-43, Chicago 40

Demonstration Kit FREE to YOU
 with Actual Sample Stocking
 You'll be amazed to see how easy it is to make a lot of money in your spare time introducing a new kind of hosiery — made of DuPont Nylon — and backed up by an amazing Guarantee — "3 pairs guaranteed 3 months against runs, snags, tears, and holes — or new nylons FREE!" We'll send you this elaborate Kit with sample stocking Absolutely Free! Yours- Truly Nylons look more beautiful, feel more comfortable, wear longer! Replacement or refund of money guaranteed by Good Housekeeping if not as advertised therein.
Show Sample — Take Orders — Make Money
 You need no experience and no investment for samples or anything. Just rush your name, address, and hose size for Big Demonstration Kit with stocking, sent you ABSOLUTELY FREE! WRITE TODAY.
AMERICAN HOSIERY MILLS, Dept. J-26, Indianapolis 7, Ind.

In the spring, when the many hardy phlox in my garden start to grow they look nice until they start to bloom. Then a blight seems to strike them; the leaves turn yellow and they do not fully blossom out. Would you tell me how to remedy this trouble? I. M. R., Connecticut.

Powdery mildew, leaf-spot, plant-bug, nematodes, red-spider mites all attack hardy phlox. Dry weather at blooming time is also disastrous. Probably the safest procedure is to dust the plants with Chlordane 5 per cent dust every ten days until after blooming time. Also, if any signs of mildew appear on the leaves dust with either Fermate or dusting sulphur. Do this when the foliage is dry. Phlox loves the sun. It blooms in the hottest weather and if grown in the shade mildew and disease are more prevalent. Water at the roots. Try to keep the leaves dry when watering. By providing plenty of water through July and August the plants will continue to bloom until chrysanthemum time.

Could you tell me, please, what is wrong and what to do for my hollyhocks? Very early in the summer the leaves all turn brown and drop off. Mrs. F. D., Pennsylvania.

Hollyhocks are subject to infection by rust parasites which may be the cause of the trouble. Destroy any brown leaves or leaves with brownish spots as rapidly as they appear and dust the plants with dusting sulphur. Also, red-spider is a most serious pest of hollyhocks, and causes the leaves to turn brown and die. The dusting sulphur will help to control red-spider but in addition two or three sprayings with Black Leaf 40 and soap are often necessary.

Have just transplanted seedlings of apple, peach and cherry that have lots of pretty roots and are strong and healthy; about two feet high. Everyone says it will take seven years for them to bear and apples or peaches will not be larger than an egg. Is this so? Isn't there a way to add fertilizer or something to make good your home plants? Mrs. J. H., Arkansas.

What is wrong with my apple and pear trees? They have been growing for seven years, but never a blossom. In the fall and spring I gave them fertilizer, but never a bloom. What can I do? Mrs. G. C. N., Pennsylvania.

Seedling fruit trees might produce good fruit but the chances are that they will be inferior if not entirely worthless. In nurseries, seedling trees are grafted to wood of good varieties while quite small to produce the standard varieties. It is better to purchase grafted trees than to waste time growing seedling trees to maturity. No fertilizing or treatment will change the fruit materially on a seedling tree. Poor varieties, trees that refuse to bear well, and seedlings are better destroyed. They should be replaced with new grafted trees of standard varieties, purchased from the most reliable nursery one can find.

I have a kalanchoe plant and wish to know how to care for it. Should it be cut back after blooming to rest for a while? To what family of plants does it belong? Mrs. F. M., New York.

Kalanchoes are known as succulents and belong to the genus *Crassula*. A kalanchoe should be accorded a light sandy soil, plenty of light and not too

much water. It asks for little to keep it growing. After the plant has bloomed it may be carried along for another year's bloom by treating it about like a cactus. It is better to take the leaves from the plant, insert them in sand or sandy soil and start new plants. The leaves easily start new plants at the base of the petiole and may be started anytime from mature leaves.

Get a New Southern Beauty



MAKE MONEY

FOR YOU!

Show Charming SOUTHERN Christmas Cards

The 1952 *Southern Beauty* Christmas Card Assortment actually sells itself! This box of 21 big new Christmas Cards is just \$1. Each fast sale pays you up to 50c profit; \$50 on only 100 boxes! You make extra profits with other quick-selling Assortments and Imprinted Christmas Cards.



**SOUTHERN BEAUTY
21-Card Christmas
Assortment—\$1**

Wouldn't You Like Earnings Like These?

M.B., Ohio E.F.B., Kans.
\$1,088.31 \$565.10

A Tennessee group—\$988.00

Let the SOUTHERN PLAN make money for you or your organization. Send today for FREE Imprint Sample and Assortments on Approval!

**NO EXPERIENCE NEEDED
SEND FOR SAMPLES NOW!**



***Kitty Mason,
Dealer
Counsellor**

*Professional Model

SOUTHERN GREETING CARD CO.
216 S. Pauline St., Dept. K-52 Memphis 4, Tenn.
Please send me full facts on your plan. Include FREE Imprint Samples and Assortments on approval.

Name.....
Address.....
City.....Zone....State.....
 Include organization plan.
Organization Name

How do I go about starting a gloxinia plant? I have a plant and would like to know how to start smaller plants from it. Mrs. A. D. H., Pennsylvania.

A gloxinia plant that I rooted from a leaf is green and seems to be growing fine, but the leaves curl under. Can you tell me why? Mrs. B. O. B., Virginia.

Gloxinias are propagated from seed and by leaf cuttings. For most purposes seed is preferable. To grow a plant from a leaf, remove a medium

sized, reasonably mature leaf from the plant. Cut the stem about an inch long and insert it at a 45 degree angle in a box of sand or other rooting media such as vermiculite. Insert the entire stem into the sand up to the leaf or even a little of the leaf may be in the sand. If the sand is kept moist, shaded, and out of drafts new plants will appear and may be potted off just as with African violets.

Insect pests, especially mites, cause the edges of gloxinia leaves to curl and become deformed. Spraying with a rotenone spray, such as Optox is necessary if mites are present. If the mites are not destroyed the leaves will curl and also the blooms will refuse to open.

A Wisteria plant I have is seven years old and has never flowered. It is shaded most of the day by the house. Is there any type fertilizer that will help? Also I have an ivy geranium which does not flower—what can I use? Mrs. G. S., Michigan.

Last fall a friend of mine gave me some wisteria beans, taken from a vine that has bloomed for years. I planted these beans and have some lovely plants coming. I have heard that these plants will never bloom—can you give me any information on this subject? Mrs. W. T., Michigan.

Special treatment will seldom make a wisteria, that persistently refuses to bloom, change its habits. Shock treatments such as severe root pruning with a spade, heavy fertilizing and watering, or severe top pruning will sometimes prove effective, but usually the remedy is to destroy the plant and start over. Wisteria plants from seeds will probably bloom just as freely as any other kinds though they may show some variations from the parent plant in color, size and habit of growth.

Your YOUNGSTER WILL LOVE IT!



Give your youngster a TRACTALL for the joy-ride of a lifetime! Looks just like a man-size Tractor. The perfect gift for boys, girls, up to 12 years old. Chain Drive. Sold only direct from factory. Write for literature, FREE trial offer.

INLAND MFG. CORP., Dept. WO-7, 164 Ellicott St., Buffalo 3, N. Y.

Learn FLOWER ARRANGEMENT



Learn to make Professional sprays, wreaths, corsages, table arrangements, etc. Earn your diploma at home. Send for FREE booklet "OPPORTUNITIES IN FLOWERISTRY." Helps fill demand for arrangers and lecturers.

NATIONAL LANDSCAPE INSTITUTE
Dept. W-7, 310 S. Robertson Blvd.
Los Angeles 48, California

Ribbons

BARGAIN BOXES. Riot of colors. Gorgeous variety Satin, Moire, Plaid, etc. All new, 1 to 5-yd. pieces. 1/4" to 3" wide.

- 70 yds. \$1
- 175 yds. \$2

Free Catalog

Lace

20 yds. \$1.00

Exquisite variety, Lace, Eyelet Embroidery and Trimmings. 2-yd. lengths, 1/2" to 2" wide—\$3 value. Sent Postpaid or C.O.D. plus postage. Money Back Guarantee.

WOTRING CO., Catasauqua 71, Pa.

LEARN MY SECRETS OF FRENCH INVISIBLE REWEAVING

BEFORE

REWEAVE BURNS, TEARS, Moth-Holes in Suits, Dresses, Etc. — LIKE NEW

No previous experience needed. Amazing new device, the VISUAL WEAVER, makes learning easy. Men & women—make good money at home. Big Profit orders come from Homes, Cleaners, Dept. Stores—also Mail Orders. Up to \$5 an hour possible, spare or full time. No overhead or expense for materials. Complete instructions yours to examine at home, WITHOUT RISK. FREE details—write NOW. Airmail reaches us overnight. SKIL-WEAVE CO., 1715-PL Westwood Blvd., Los Angeles 24, Calif.

MRS. AUGUSTINE OTT Says: THIS HOME CRAFT PAID ME \$1,500. ON A SINGLE ORDER



(Continued from Page 31)

original article you are going to copy. A mold is the rubber form you are going to make over this model. Castings are the plaster figurines you will make from the rubber mold. When I refer to a shell later on, you will know that a shell is the plaster corset which fits around your rubber mold to keep it from bulging.

Liquid rubber for making rubber molds can be purchased from your hobby shops or by mail. Choose a 1/4 to 1/2-inch brush which you will keep in thick, soapy water when not in use so the rubber will not gum the bristles together. You can make your own brush by cutting half inch of bristles from an old paint brush that has seen better days. Place bristles between two flat ice cream sticks which have been liberally coated with Testor's cement, and wrap securely with thread or string and you have a suitable, economical brush. Be sure the original model you are copying is smooth and free from defects. It is always best to sand your statuette with fine sandpaper, and fill air bubbles with a thin mixture of plaster, using a small paint brush. Yes, even the most expensive statuettes often have these little defects which will show up later if you do not correct them. When you have made sure the model is free from bumps, air bubbles and roughness, then give it a coat of clear or white lacquer which dries instantly, permitting you to start making your rubber mold.

Beginners should choose plaque models from which to make their rubber molds as these are simpler to make, and easier to extract. When you start on statuettes, choose a very simple one first and then work up to the more intricate ones after you've had a little experience with your first small ones.



Photograph 2

Paint the back of your plaque model with rubber and then place it on a piece of cardboard about one inch bigger than the plaque on all sides. Rubber acts like glue and makes sure your

(Continued on Page 40)

NEW, DIFFERENT, EXCLUSIVE

CHRISTMAS CARDS \$1

WITH NAME IMPRINTED

Sell Pen-'n-Brush STUDIOS FREE SAMPLES

EARN EXTRA \$\$
BIG BONUS PLAN
EARN UP TO AND
OVER 100% PROFIT

SEND NO MONEY
WRITE FOR APPROVAL
SAMPLES TODAY

Deal with a Leader. Earn BIG EXTRA MONEY in full or SPARE TIME Yours for selling only 100 startling new boxes. Other exclusive AMAZING profit cards & novelties.

\$50 & MORE

You take NO RISK Send postal card today for box assortment samples on approval. You also get free samples easy-to-sell personal Christmas cards, stationery, napkins. It costs nothing to try. WRITE TODAY.

PEN-'N-BRUSH, Dept. WB7 139 Duane St., N.Y. 13, N.Y.

Terrific!

CROCUS that Bloom This Fall

YES, IT'S TRUE: Genuine Spring-Crocus Flowers. GUARANTEED TO BLOOM THIS FALL. Plant in August. Bulbs imported from Holland.

ORDER NOW.

(Regular \$1.75 Value)

40 for \$1⁰⁰ PPD.

100 for \$2.50 ppd.

Send for Free Holland Bulb Catalog
STASSEN FLORAL GARDENS, INC.
Dept. 10 Roslyn Heights, N.Y.

(Continued from Page 39)

model will adhere to the cardboard. Now paint the front of the plaque model and the cardboard extending out on all sides. The part extending outward is called the flange. The flange



Photograph 3

will enable you to pick up your rubber mold more easily when it is in its plaster shell. When you make a figur-

ine mold, paint the bottom of the figurine model with rubber to glue the model to the cardboard just as you did the plaque model. If there are any small holes or cracks between the model and cardboard, fill them in with thin plaster so the liquid rubber will not run under. A very tiny statue of four inches does not require a plaster shell. Statues five inches and taller need four to six coats of rubber while larger ones call for ten to twelve coats of rubber. Some brands of rubber are thinner than others. You will have to use more coats of rubber with the latter but the results are better, as thin rubber brings out all the fine details of your model much better.

Next you build up more form to your rubber molds and the final step is making the plaster shell. To save your liquid rubber and give more body to your rubber molds it is wise to use at least two coats of hardwood sawdust, alternating with rubber, for coats eight and nine. The procedure is to put on the eighth coat of rubber, all preceding coats being pure rubber, and then sprinkle this eighth coat with sawdust. Allow ample time to dry before applying the next coat.

Fine sawdust from apple boxes will serve your purpose and you can be cutting out animals from them to please the kiddies as well as getting your supply of sawdust for molds. Some companies sell felt flock to build up rubber molds which takes the place of sawdust. Allow all rubber molds to cure at least two days before you make the plaster shell.

If you have chosen a statue with arms akimbo, or extremely uneven lines, fit a piece of lightweight cardboard in this area. If the statue has wide skirts and thin legs, put a piece of lightweight cardboard vertically against the legs extending it from the

(Continued on Page 46)

NEW EXCLUSIVE! **CHRISTMAS CARDS**
Sparkle Like Diamonds

Everyone will love them! Sparkling, Twinkling, Personal Christmas Cards; embossed, diecut, different! See how they go! Sure to make "happy" spare-time dollars for you. EXTRA, EXTRA dollars, too! Unusual other Christmas Cards, Gift Items and Wraps. WRITE TODAY — FREE SPARKLING SAMPLES plus assortments on approval.

BIG EARNINGS FREE SAMPLES

MAKE 75¢ A BOX

CHAS. C. SCHWER CO., 10C Elm St., Westfield, Mass.

NOW CASH FOR HUMAN HAIR

QUICK CASH for human hair 12 inches or longer. Mail your hair to us. We'll make you a definite offer. If you accept we send check. If not we return your hair intact. Highest prices paid.

ShurOn Transformations
 Dept. B, 12 EAST 22 ST., N. Y. 10, N. Y.

For many years manufacturers of Wigs, Toupees, and other hair pieces

**NEW! MAGIC PANEL FEATURE SLIMS LIKE MAGIC!
LOOK SLIMMER, MORE YOUTHFUL**

REDUCE

YOUR APPEARANCE!

THE FIGURE-ADJUSTER MUST BE THE BEST GIRDLE YOU EVER WORE . . . YOU MUST FEEL MORE COMFORTABLE, and you MUST look and feel younger . . . Your shape MUST be noticeably improved or you get every cent back at once!

No matter how many other girdles you have tried, we believe: NO OTHER GIRDLE CAN DO FOR YOU MORE THAN THE FIGURE-ADJUSTER! No other girdle or supporter belt offers you more TUMMY CONTROL, BULGE control, HOLD-IN and STAY-UP power . . . safely, scientifically. No other girdle can begin to approach the miracle-working FIGURE-ADJUSTER feature! Figure-Adjuster is LIGHT in weight (ideal for ANY weather) yet powerfully strong! Figure-Adjuster allows AIR to circulate through it, ABSORBS perspiration, is made by the most skilled craftsmen, and allows you to ADJUST it to just the right amount of BULGE-CONTROL you like and NEED for an IMPROVED FIGURE!

MAGIC PANEL CONTROL—No laces show when you wear a SLIMMING Figure-Adjuster. The control you get is completely COMFORTABLE . . . and GUARANTEES healthful, lasting support. Its satin TUMMY PANEL laces right up to meet the bra—NO MIDRIFF BULGE! LIFTS and FLATTENS the tummy, SLIMS down the waist, TRIMS the hips and eliminates the "SPARE TIRE" waistline roll! The magic ADJUSTABLE, slimming, easily controlled panel is scientifically designed and is the result of testing different kinds of panels on thousands of women! Figure-Adjuster creates the "BALANCED PRESSURE" that gives each bulge the exact amount of RESTRAINT it requires. It gives you the right amount of SUPPORT where YOU need it MOST! Let Figure-Adjuster give you MORE figure control . . . for more of your figure . . . let it give you a more BEAUTIFUL FIGURE . . . the slimmer, trimmer figure that INVITES romance! You ACTUALLY APPEAR SLIMMER AT ONCE WITH THE MAGIC PANEL control of Figure-Adjuster. Colors nude, blue or white. Sizes 24 inch waist to 48, only \$4.98.

MAKE THIS TEST WITH YOUR OWN HANDS!

Clasp your hands over your ABDOMEN, press upwards and in gently but FIRMLY. You feel better, don't you! That's just what the UP-LIFT adjustable FIGURE-ADJUSTER does for you, only the FIGURE-ADJUSTER does it better. MAIL COUPON AND TEST IT AT HOME FOR 10 days TRIAL at our expense! NO OTHER GIRDLE AT THIS PRICE CAN GIVE YOU BETTER SUPPORT, can make you look better, feel better or appear slimmer and younger! Sizes 24-48 waist.

100% MONEY-BACK GUARANTEE!

Test the Figure-Adjuster at home for ten days TRIAL at our expense! It's sent on approval! It must do all we claim for it or return it after ten days and we'll send your money right back. We take all the risk . . . that's because we know that even though you may have tried many others you haven't tried the BEST until you have tried a FIGURE-ADJUSTER! MAIL COUPON NOW!

**GUARANTEED TO DELIGHT
OR YOUR MONEY BACK!
10-DAY FREE TRIAL**

GIFT

"SECRETS OF LOVELINESS" booklet tells how to take advantage of correct choice of clothes, proper use of make-up and other secrets to help you look years younger, pounds and inches slimmer, will be included with order.

**For Your
Figure's
Sake
MAIL
THIS
COUPON
NOW!**



**TRULY SENSATIONAL AT
NOW \$4.98**

formerly \$6.50

TRIM UNWANTED INCHES OFF YOUR MIDRIFF,

waist and hips with real breathe-easy comfort. New scientific construction whittles away rolls and bulges . . . slimming, easy-to-adjust rayon satin tummy panel laces right up to your bra. In powerful elastic. White, light blue or nude. Small (25"-26"), Medium (27"-28"), Large (29"-30"), Extra Large (31"-32"). Also "PLUS" SIZES for the fuller figure, XX (33"-35"), XXX (36"-38"), XXXX (39"-40"), XXXXX (41"-44"), XXXXXX (46"-48").

SEND NO MONEY

**FIGURE-ADJUSTER CO., DEPT. 581
318 Market St., Newark, New Jersey**

Yes! Please rush "FIGURE-ADJUSTER" on approval. If not delighted I may return girdle within 10 days.

I will pay postman \$4.98 plus postage.
 I enclose \$5.00, cash, check or money order, send postage prepaid. (I save up to 75c postage.)

Color.....2nd color choice.....

Size.....Panty Girdle.....Girdle.....

Name.....

Address.....

City.....Zone.....State.....

Please PRINT carefully. Be SURE to give YOUR SIZE.



You will look like and feel like this beautiful model in your new and improved cool—light weight FIGURE-ADJUSTER

Why Diet? Try It!

- Takes Inches Off Tummy!
- Raises Abdomen and Keeps It In!
- Like Magic It Brings In Waist
- Makes Spreading Hiplines Conform to Firm Beauty
- Smooths and Slims Thighs
- Makes Your Clothes Fit Beautifully

Opportunities Knock



The charge for classified advertisements is \$1.65 a word payable in advance by check, cash or money order. All classified set solid, without display, leading, or blank space. All copy subject to publisher's approval. For clarity, please type or print your copy. Be sure that check, currency or money order accompanies copy. When figuring the number of words be sure to include name and address. For example: A. E. Smith, is three words.

AGENTS WANTED

SHINE SHOES without "Polish." New invention. Lightning seller. Shoes gleam like mirror. Samples sent on trial. Kristee 150, Akron, Ohio.

MAKE EXTRA MONEY—for yourself, club or church. Up to 100% profit selling big value Christmas, All-Occasion greeting card assortments to friends, others. 7 leading 21 card \$1.00 boxes, Religious and Novel cards. Gift Wrappings, Ribbons, Stationery, Napkins, Animated Books, Sewing Kits, unusual Gifts. Over 150 items. Bonus plan. Experience unnecessary. Write for Samples on approval, Special Offers. Hedenkamp, 361 Broadway, Dept. WB-24, New York.

BE A MONEY MAKER—Use your home as magazine headquarters. Liberal commissions. No experience—No capital needed. Everything furnished. Write for Free Catalog. McGregor Magazine Agency, Dept. 710, Mount Morris, Ill.

SPARETIME PROFITS taking magazine subscriptions. Wholesale catalog free. Cassell Publishers, Westfield 10, New Jersey.

HERE'S MONEY. Big profits selling America's finest greeting cards. Four beautiful assortments 21 cards for \$1.00. Also novelty cards, imprint cards and stationery, matches, napkins, unusual gift items. Over 100 fast sellers. Senrab Company, 129 North Warren St., Syracuse, N. Y.

CASH IN on your spare time! Sell beautiful new Regal Christmas Greeting Cards and Gift Assortments. No experience necessary. Costs nothing to get started. Show wonderful samples to friends, relatives, neighbors. Merely take orders and pocket up to 100% profit. Write today for samples on approval. Regal Greetings, Dept. 37, Ferndale, Michigan.

NEW BATHROOM Deodorizer. Hangs on wall. Banishes odors bathroom, kitchen. Lightning seller. Samples sent on trial. Kristee 151, Akron, Ohio.

ART, ART SUPPLIES

STENCILS FOR Textile Painters—Now available, especially designed shaded stencils with complete pattern printed on each sheet of stencil set. Many designs to decorate towels, curtains, ties, blouses, pillowcases, etc. Send 25c in coin for sample stencil set, directions for painting and illustrated catalog. Aluminum Art Products, 225 W. 8th Street, Kansas City 6, Mo.

BEAUTIFUL ROSE Stencil, complete instructions, 25c. Wolgram Studio, Olney Springs, Colo.

ARTIFICIAL FLOWERS, SUPPLIES

TOPS IN PROFITS. Kit makes 6 sets, \$15.00 worth, adorable, fast-seller chenille monkey trees. Terrific! \$4.50 postpaid. Flower literature free. Velva, Bohemia 27, N. Y.

ARTIFICIAL FLOWER MATERIAL. Make flowers out of old nylon hose. Free Price List. Dali, 6035H West Cermak, Cicero, Illinois.

STAMENS, Stem-covering, wood-fiber, corsage parts, flower arrangers' supplies. Instruction booklets. Catalog. Floral Art, Dept. WKJ, Teaneck, N. J.

BEADS

BEADS: All kinds. Send stamp for New Necklace designs. Imperial Bead Co., W1905 Marmion Ave., New York City 60.

BUSINESS OPPORTUNITIES

MONEY in new greaseless doughnuts. Start in kitchen. No smoke. Sell stores. Free recipes. Arthur Ray Co., 3605 South 15th Ave., Minneapolis 7, Minnesota.

FABULOUS EARNINGS — Fascinating pastime. Growing Genuine, living miniature (Ming) Trees. New sensational Business or Hobby. Astounding information Free. Dwarf Gardens, Box 355G, Briggs Station, Los Angeles 48, Calif.

INVISIBLE REWEAVING—Big profit, big demand, easy-to-learn low-cost complete course—nothing else to buy, ever. Details free, write today. Fabricon, Dept. FF, 8342 S. Prairie Ave., Chicago 19, Ill.

MANUFACTURE YOURSELF: Cleaners, Polishes, Cosmetics. Catalog Free. Kempico, Parkridge, Ill.

EARN MONEY EVENINGS, copying and duplicating comic cartoons for advertisers. Adservice, Argyle 17, Wisconsin.

TC \$35.00 Weekly, Spare Time, Home Mailing Work. Lynn, 10420-W National, Los Angeles 34, California.

WHY NOT MAKE Extra Dollars repairing zippers? Excellent profits, uncrowded field. Details free. Texas Specialty Co., 204-WB Texas, Texarkana, Texas.

INVISIBLE REWEAVING. Men—Women. Instructions shipped for no-risk examination. \$5.00 hour possible spare-full time. Reweave burns, tears, moth-holes like new at home. Free details. Skilweave, 1717 JF Westwood, Los Angeles 24.

BUTTONS

700 NEW Buttons \$1.00. All colors, designs, sizes. Dozens of "sets" for dresses, etc. Guaranteed. Send No Money! Grandma Goodwin, Dept. D51D, Girard, Illinois.

CACTI

7 RARE Dwarf Flowering Cactus Plants, including Sacred Mushroom, for \$1. Cash orders postpaid. Resurrection plant Free if prompt. Aunt Pat, Edinburg 1, Texas.

CONTESTS

WIN CONTEST Money. General Contest Bulletin gives hundreds of tips. Lists current contests and rules. Sample 25c. General Contests, 1609 East 5th, Dept. 112, Duluth; Minn.

CRAFT SUPPLIES

LEATHERCRAFT For Pleasure or Profit. Make easy-to-assemble purses, belts, gloves, woolskin toys, 100 other items for gifts or to sell. Send 10c today for big catalog. Largest Leathercraft stock in U. S. J. C. Larson Co., 820 S. Tripp, Dept. 2260, Chicago 24.

EARTHWORMS

\$200 MONTHLY. Raising Earthworms, Backyard. Booklet 25c. Marvin Dickman-1, Willow Springs, Mo.

FASHION DESIGNING

DESIGN SMART Fashions for yourself or others. Fascinating, profitable field. Learn at home in spare time. Practical basic training. Sound "learn-by-doing" method. Write for free booklet. National School of Dress Design, 835 Diversey Parkway, Dept. 119B, Chicago 14, Ill.

FEMALE HELP WANTED

WOMEN earn money at home. Sew our ready cut "Rap-A-Round." Easy—profitable. Hollywood Mfg. Co., Dept. V, Hollywood 46, Calif.

ABSOLUTELY FREE! Big package actual sample fabrics and style presentation of dresses, lingerie, hosiery, etc. Take orders. Commissions big. Send no money. Melville Co., Dept. 7442, Cincinnati 25, Ohio.

CALL ON Friends with sensational Christmas Cards in handy assortments. Price, \$1.00. Profit up to 50c. Also popular-priced Personal Christmas Cards, Everyday Assortments, etc. Samples on approval. Wallace Brown, Dept. N-4, New York 10, N. Y.

SELL FINEST nylon hosiery Guaranteed against everything, snags, runs, holes. Demonstration kit Free to you with actual sample stocking. American Mills, Dept. 397, Indianapolis.

FIGURINES

JENSEN'S FIGURINES, 512-514-516 Cedar Ave., Minneapolis, Minn. Send 50c for large photo illustrated catalog containing complete painting instructions.

FINEST QUALITY Figurines. Non-bleeding tempers, glazes, enamels. Free List. Wholesale accounts invited. Brewster Figurine Company, Dept. W, 312 West 42 St., Minneapolis 9, Minn.

HANDCRAFT

PERSONALIZE—DECORATE glassware. Easily etch beautiful designs, monograms, initials in three minutes. Write for free folder, Etchall, Inc., Columbia 1, Missouri.

TOY ANIMALS made from inexpensive yarn. More than 150 easy-to-follow, step-by-step drawings and photos. Loom and instruction book \$2.75. Shadow Box, 1378 E. 8 St., Brooklyn 30, N. Y.

PIXIE PACKETS for children 7-14. A different craft kit each month. Yearly subscription \$5.00. Entertaining, educational, excellent gift. Write for free literature. Pixie Packets, Dept. W-1, 4909 Woolworth, Omaha 6, Nebr.

HOBBIES

LEATHERCRAFT, textile painting, beadcraft, shellcraft, many other crafts. Big free catalog shows everything you need. Kit Kraft, 7377 Melrose, Hollywood 46, Calif.

HOBBY SUPPLIES

INDIAN Beadwork, Leathers, Beads, Feathers, Moccasins, Wigs, Supplies; buying direct from Indians; prices reasonable. Free list. Pawnee Bill's Indian Trading Post, Box 35-W, Pawnee, Oklahoma.

HOME SEWERS WANTED

SEW-BEAUTIFUL Ready Cut Baby Shoes. Five Colors, Blue, Pink, Green, White, Yellow. Profitable, Fast, Easy. Two Introductory starting Kits only \$1.00. Baby Gay, Beaver Dam 5, Wisc.

INSTRUCTION

HIGH SCHOOL—No Classes. Study at home. Spare time. Diploma awarded. Write for Free Catalog HAW-11, Wayne School, 2527 N. Sheffield, Chicago 14, Ill.

OIL COLORING PHOTOGRAPHS can be a fascinating hobby or profitable sideline for those with artistic talent. Learn at home. Easy simplified method. Send for free booklet. National Photo Coloring School, 835 Diversey Parkway, Dept. 1195, Chicago 14, Ill.

DESIGN SMART FASHIONS for yourself or others. Fascinating, profitable field. Learn at home in spare time. Practical basic training. Sound "learn-by-doing" method. Write for free booklet. National School of Dress Design, 835 Diversey Parkway, Dept. 119C, Chicago 14, Ill.

JEWELRY & FINDINGS

RHINESTONES, jewelry settings, cameos, sequins, beads. Send 10c for Illustrated Catalog. J & M Novelties, Dept. CH-2, Griffith, Ind.

5000 JEWELRY STYLES, You can easily make yourself—Pins, Earrings, Bracelets, Rings, Matched Ensembles. Instructions and Catalog—10c. Barrys, 103 Ardsley Court, Newark, N. J.

LEATHERCRAFT

OUR BIGGEST Leather and Craft Catalog yet! 1000's of items. Send 25c (refunded with 1st order). Russo Handcraft Supplies, Dept. 7-B, 245 S. Spring, Los Angeles, Calif.

HAVE FUN! Make Money! "Working with Leather," 64-page booklet tells how. Send 25c for copy. Free gift if you mention this magazine. Valuable information included. No foreign orders. Wilder & Company, 1031 Crosby, Chicago 10.

LEATHERCRAFT—Everything needed by beginners, advanced hobbyists and professional leatherworkers. Largest stock of supplies in U. S. Moderate-priced tooling leathers, top quality calfskins, tools, supplies, kits. Send 10c for Big Catalog. J. C. Larson Co., 820 S. Tripp, Dept. 2261, Chicago 24.

MISCELLANEOUS

OUTDOOR TOILETS, Cesspools, Septic Tanks cleaned, deodorized with amazing new product. Just mix dry powder with water; pour into toilet. Safe, no poisons. Save digging, pumping costs. Postcard brings free details. Burson Laboratories, Dept. H-82, Chicago 22, Ill.

YOU CAN ENTERTAIN with Chalk Talks. Catalog 10c. Balda, Trick Cartoonist, Oshkosh, Wis.

MUSIC, MUSICAL INSTRUMENTS

ELECTRIC GUITARS, amplifiers, wholesale. Free Catalog. Carvin WB, Baldwin Park, Calif.

NEEDLECRAFT SUPPLIES

EMBROIDERED EDGING—21 Yards \$1; 45—\$2. Assorted colors, widths to 3", Lengths, 10 yards. Satisfaction guaranteed. Hahn, 8605 Durham, North Bergen 2, N. J.

NURSES TRAINING SCHOOLS

MAKE UP to \$45-\$55 Week as a Trained Practical Nurse! Learn quickly at home. Booklet free. Chicago School of Nursing, Dept. M-6, Chicago.

PRACTICAL NURSING—Learn Easily at home, Spare Time. Big demand, good earnings. High School not necessary. Write for free facts. Wayne School, Dept. EY-13, 2525 Sheffield, Chicago 14, Ill.

OF INTEREST TO WOMEN

CROCHETERS, HANDWORKERS: Want to sell to shops? Send postcard for free information. F. Schramm, 3118 N. Sawyer, Chicago 18, Ill.

MAKE MONEY Sewing At Home. Part or full time. We instruct. Write Jud San Products, 518 E. 105th St., Dept. W, Cleveland, Ohio.

CLUBS, CHURCHES, Auxiliaries, etc. Earn \$100-\$250 or \$500 cash, plus 24 handsome wood card tables for your club! Has earned Good Housekeeping Seal. Nothing to pay, no risk. Write for details about the Mathers Advertising Card Table Plan. F. W. Mathers, Dept. WB, Mt. Ephraim, N. J.

EARN SPARE time money sewing neckties. We instruct; all materials furnished. Easy, Fascinating, Profitable. Tycraft Products Co., 3517 East 133rd St., Cleveland, Ohio.

SILVERWARE EXPERTLY restored to its original beauty by master Silversmiths. Lowest prices. Write for free literature. Crowder Plating Co., 616-M West 24th St., Norfolk, Va.

EXTRA MONEY. Spin angora wool at home. Angora House, WB, Springfield, Illinois.

GETTING MARRIED? Free Samples. Invitations, Napkins, Everything. Printer, 817 East, Pittsburgh 12, Pa.

ORIGINAL "Baby Starter" Layette; Moore's Handmade—22 pieces Recommended—Summer or Winter choice—\$15. Babette Shop, Stephens, Arkansas.

AMERICAN QUILTS and Coverlets. 36 pages of illustrations, 50 patterns and diagrams. Comprehensive historical survey of a charming decorative folk art with complete series of instructions for beginner and designer. This fine book published at \$3.50, special \$1.98. Greenwood, 273 Broadway, New York 7.

LADIES \$30 weekly spare time painting textiles at home. No experience. Screen Art, Stillwater 9, Minnesota.

LADIES—Sell feather pictures. Sample \$1.00—Dime brings Information—Centaur Products—277 E. Jennings Road, Bridgeport 5, Conn.

EASTERN STAR Corsages \$1.50. Crochet Shop, Box 314, Drain, Oregon.

OLD COINS WANTED

WE PURCHASE Indianhead pennies. Complete all-coin catalogue 20c. Fairview, 277 Broadway, New York 7.

OLD GOLD & JEWELRY WANTED

HIGHEST CASH PAID For Old, Broken Jewelry, Gold Teeth, Watches, Silverware, Diamonds, Spectacles. Free Information. Satisfaction Guaranteed. Rose Smelting Company, 29-WB East Madison, Chicago.

WATCHES WANTED. Any condition. Also broken jewelry, spectacles, dental gold, diamonds, silver. Cash sent promptly. Mail articles or write for free information. Lowe's, 1 Holland Bldg., St. Louis 1, Mo.

PENMANSHIP

PENMANSHIP CORRECTOR! Positively controls and guides hand. Quickly corrects poor Penmanship. Write, Inventor "Oz." 205-P. Box 665, St. Louis, Mo.

PHOTOS, COLORING, FINISHING

SENSATIONAL INTRODUCTORY Offers! Send snapshot or negative, this ad and 10c. We'll send beautiful 7" x 5" enlargement. Or, Kodak roll developed and printed—with this ad—only 25c, or 8 Giant prints from roll 30c. Reprints from negatives, regular size, 4c each or 8 for 25c; Giant size 5c each or 6 for 25c. This ad must accompany order. Immediate delivery. Free mailers. American Studios, Dept. 17, LaCrosse, Wisconsin.

ONLY 25c for 8 beautiful enlarged prints from your roll or negatives. (Trial Offer). 16—50c. Quick Service. Money-back guarantee. Willard Studios, Box 3535A, Cleveland, Ohio.

OIL COLORING photographs can be a fascinating hobby or profitable sideline for those with artistic talent. Learn at home. Easy simplified method. Send for free booklet. National Photo Coloring School, 835 Diversey Parkway, Dept. 1191, Chicago 14, Ill.

PIANO ROLLS

NEW PLAYER Piano Rolls. Susie Ketchum, Box 1058-B, Springfield, Ill.

PLASTICS

NEW LIQUID casting plastic. Clear, colors. Embed flowers, insects, coins. Saw, Drill, Carve. Send 25c for Wholesale Catalog and New Sales Manual showing how to make money at home. Castolite, Dept. H-135, Woodstock, Ill.

RECIPES AND FOODS

200 Treasured Cake and Cooky Recipes, \$1. Jessie, Box 1827, Lincoln, Nebr.

RIBBONS

RIBBONS! BARGAINS! 70 yds. \$1; 175 yds. \$2. Gorgeous variety on rolls. All New. Postpaid or COD plus postage. Money back guarantee. Free Catalog. Wotring Co., Catasauqua 69, Penna.

SALESWOMEN WANTED

FREE Plastic Apron to all who want to make money. We show you how. Sell wonderful line Plastics using our sensational Party Plan. Apron and money-making details sent immediately. Send postcard today to L & M Company, Dept. 15-G, 510 St. Charles, St. Louis, Mo.

MAKE MONEY Introducing World's cutest children's dresses. Big selection adorable styles. Low prices. Complete display free. Rush name. Harford, Dept. H-1341, Cincinnati 25, Ohio.

SHELLCRAFT

EXCITING NEW BOOKS: "Shellcraft Designing"—35c; "Shellcraft Novelties"—60c; Both—90c. Henri A. Dorsman, Rt. 1, Newark, Delaware.

STAMPS

ALBUM! HOLDS over 1000 stamps!! Only 10c. Stampmart, Hartford 1, Conn.

FREE! Scott's International Album. Other big premiums. Full particulars with approvals. Raymax, 68-AK Nassau St., New York 38.

1,000 **UNIQUE** Colorful attractive book mounted stamps 1c-2c each. Rushed. Niagara Stamp Company, 181 Queensway, Niagara on the Lake, Canada.

YARN

IMPORTED RAMIE Yarns, for handweaving, crocheting and fine knitting. Samples and Prices on request. G. J. Hayslip, Zellwood, Florida.

Bazaar Boosters

Here's a little item, which is quickly made and which recently proved to be a sure-fire fast seller at a church bazaar sale.

Just for fun, I donated a quantity of small, brown, chenille ringtail monkeys—and they were a complete "sell-out" the moment the sale was opened!

These pert little pets can be used as they are, as novelties, or by attaching a small safety pin to their backs, they become lapel pins.

They were especially popular with children buyers at the sale, since they cost so little to make that their sale price can be scaled to a minimum, an attractive feature for small-fry customers!

To make these miniature monkeys, I used brown wired knot chenille in the 2-inch size, allowing four knots for each animal. Knot chenille differs from plain straight chenille in that each knot is really a full bushy section which tapers down at each side, thus allowing for interesting body and leg sections for animal making. For the monkey's body, I cut two knots in one piece, and trimmed the chenille off one to form the tail. The end of the other knot, I coiled to form a small head. For the legs, I cut two single knots, then folded them in half and

bent them at the bottom to form feet. These leg pieces I looped over the body, adding a little paste to hold them in place. The tail I bent 'way up over the body, adding a little "hook" or "ring" in the end, and thus achieved a clever little ringtail monkey.

It takes about five minutes to create one of these novelties, after a bit of practice, and chenille is great fun to work with. There are other novelty animals which can also be made up in this medium, namely: pandas, in black and white chenille, bears in brown, and bunnies in white. The chenille itself comes in other colors, which can be used if desired, but the animals look more natural in their appropriate browns, blacks and whites.

If you are looking for a quickly-made inexpensive donation for your next church fair, why not try your hand at some appealing little ringtail monkeys?

Doris P. Wilson

Apply a thin coat of wax to the dust pan to make the dust slide off easily. Rub wax on the tops and bottoms of drawers to make them slide easier. Wax the painted surface of your washing machine to keep it from rusting.



Photograph 4

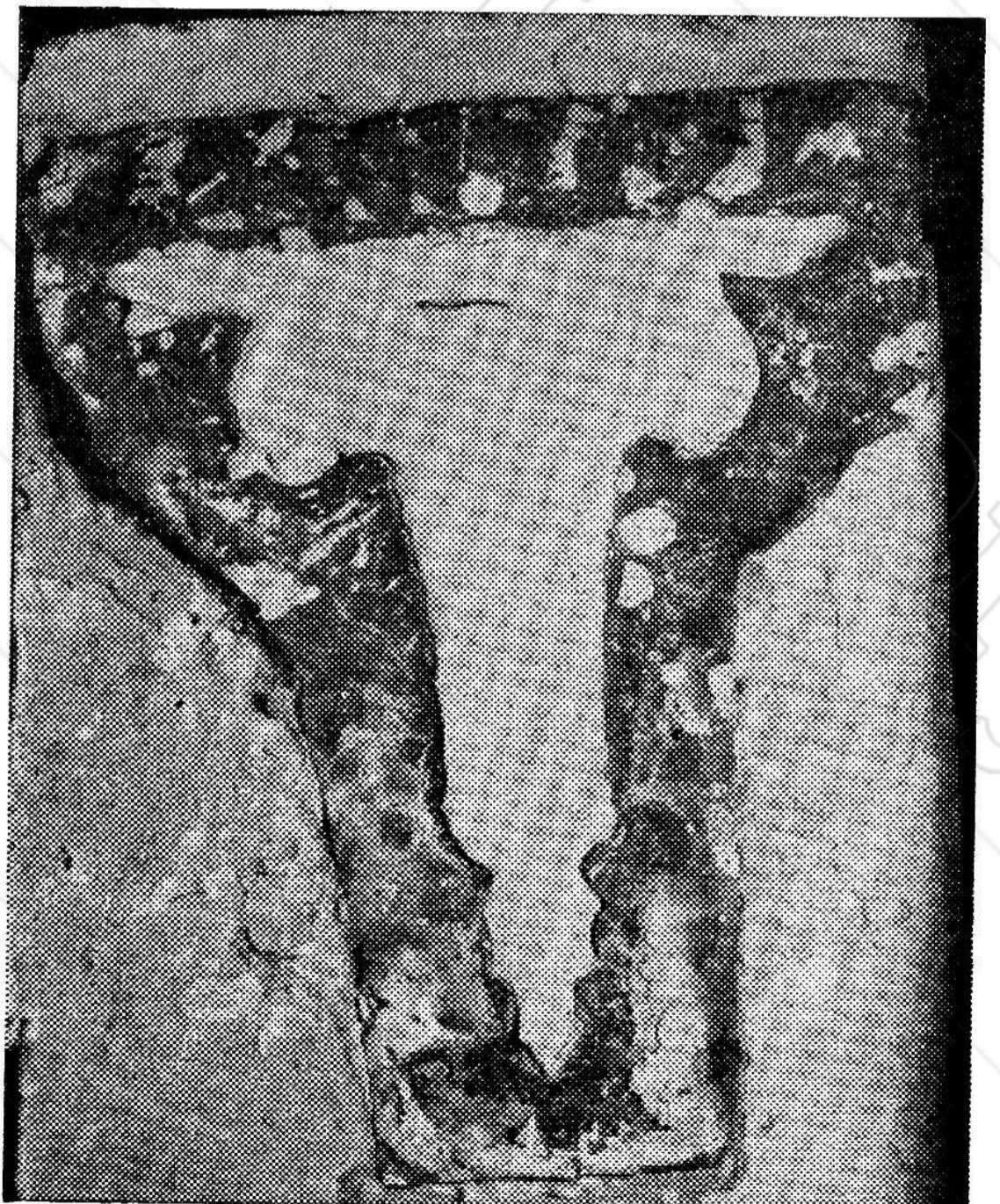
(Continued from Page 40)

skirt to the base of the statue. Fasten the cardboard to the statue model with liquid rubber. This rubber which will cover both sides of the cardboard is called a fin. The fin will open up, enabling you to extract your plaster castings easily and at the same time have a one-piece rubber mold which will not have to be stretched out of shape or cut. Fins are not necessary unless the statues are very intricate.

Try painting your model with even, thin coats of liquid rubber, especially the first two or three coats. Avoid air bubbles, but if you get them, prick them with a pin, or blow on them. If your model is slim enough to fit into the rubber molding compound container, so much the better, as you can dip the model directly into your liquid rubber and the coats of rubber accumulated in this manner will be even and totally free of air bubbles. Be absolutely sure each coat of rubber has completely dried before applying the next coat.

After you have succeeded in building up the required number of coats, allow them two days to cure so they won't shrink or warp; you are now ready for the plaster shell. Just a word of caution. Do not put too many coats of rubber on your model or it will be most difficult to extract your plaster castings all in one piece. Heads and other portions may break off, for a thick rubber mold is hard to work. Make thinner molds and use a plaster shell over each of them. The plaster shell acts in the same capacity as a corset, keeping your figurines from bulging.

Do not take the rubber mold from your model until you have made its plaster shell. Cover the rubber mold with liquid soap, shampoo or oil. The liquid soap and shampoo are better for the rubber than the oil, but the results are the same. You can work up a lather from bar soap as well, and apply it to your rubber mold. This soap or oil keeps the plaster shell from sticking to your rubber mold.



Photograph 5



Photograph 6

Make a form for your plaster shell or simply use a shoe box if its size corresponds with your mold. In making a form you will need only the sides, minus top and bottom.

Fill the form or box half-full with casting plaster. Place the rubber molded plaque or figure face downward in this plaster while it is still soft. When the plaster sets and cools, pull your mold from it. If your mold is very deep in places I'd advise cutting the plaster shell in half, enabling you to extract your rubber mold and plaster castings easier. It will fit together nicely each time you want to pour another casting. A plaque requires only a one-side shell while a statuette calls for a complete shell to cover it on all sides. For example, the horse at the left in photograph 1 needs a three-piece shell, although the rubber mold is a complete one piece mold. First I put fins on the horse, under his chin,

belly, and tail as you will see in the photograph. Then I glued him on a cardboard and applied my coats of rubber. The horse at the right in the photograph has the rubber mold on him and is glued to the cardboard.

In photograph 2 I have poured my shell and placed the rubber mold with the model horse still in it, putting both halfway down in the plaster. When the plaster hardened I coated the rest of the rubber mold still in view and also the plaster shell which formed around him.

(Continued on Page 48)

JUST OUT! NEW THRILLING SENSATION IN **CHRISTMAS CARDS**

MAKE BIG MONEY **Lustre Foils • Satins • Brilliants**

Amazing values bring you easy orders! Earn Extra Dollars FAST. Big Line. Christmas Cards with Name 50 for \$1.25 up. New *Glo-In-The-Dark* Tree Ornaments, Imprinted Matches, Stationery. 30 FREE Samples with Name; Several \$1 Boxes on Approval.

50 for \$1.25 With Name FREE Samples

JOY GREETINGS, Dept. 24-A, 507 N. CARDINAL, ST. LOUIS 3, MO.



YOUR OWN Personalized Woven Labels

New! Unusual! Personalize your handiwork. After devoting so much time and care to the garments you so proudly made, they deserve this exclusive, distinctive finishing touch. Our amazing process personalizes your name on actual woven, quality cloth Labels. Sew them in garments, knitting, crocheting, and other needlework — just like the professional designers do. Ideal for identification, too — no mix-ups in clothing. Size 2 3/4" x 1 1/2". Sold on Money Back Guarantee. And so economical, too. 15 Labels only \$1.00. (40 for \$2.00, 60 for \$3.00). Makes a wonderful, different gift.

CLAYTON PRODUCTS CO.

910 W. Lake St. Dept. 767 Chicago 7, Ill.

BRIDAL FABRICS

WHOLESALE PRICES SAVE!

SCHENFELD & SONS, 97 Hester St., Dept. K, N.Y. 2;
Rush me your FREE Catalogue and BIG Swatchbook.

NAME
ADDRESS

(Continued from Page 47)

In photograph 3 I put a wall of modeling clay, thus dividing the horse in half and poured plaster on the left hand side of the horse. The modeling clay wall kept the plaster from spilling over into the remaining part of the horse. When the second part of the plaster shell, which I covered with a piece of funny paper to distinguish it from the first part of the shell, hardened I took out the clay wall. Then I applied liquid soap liberally to the remaining part of the rubber mold and the side wall of the second half funny-paper-covered piece of shell as well as the plain plaster shell in which the horse rests. Then I poured my third and last portion of the plaster shell.

When this three piece plaster shell had hardened, it came apart easily—thanks to the soap. Then I peeled the rubber mold from the model, washed my rubber mold in clear tepid water, and placed it carefully back in its three piece plaster shell. Then I put a piece of two-inch inner tube around the plaster shell to hold the pieces together, turned the bottom up and it was ready to receive the liquid plaster I had prepared for my first plaster casting.

In making a wall bracket, which is similar to a plaque, I put it back down on a large piece of cardboard and applied the rubber outward on all sides—about two inches, which gave me a large flange, as you see in photograph 4. In photograph 5 I have placed the wall bracket, still in the rubber mold,

face downward into plaster, thus making its plaster shell. Photograph 6 shows two statuettes on the completed wall bracket.

The wall bracket rubber mold is peeled from the model in the same manner as was the horse mold. Wash the rubber mold and place it in its plaster shell. Now you are ready to pour the plaster into the rubber mold, held securely in its plaster shell.

Preparing your plaster is very simple. Always put your water in the can or bucket first. A two pound coffee can will be large enough for several small castings or two large castings. Use twice as much plaster as water. For example: if you use one glass of water, use two glasses of plaster.

Never, at any time stir your plaster as you will stir in air which will give your plaster castings many air bubbles. Sift your plaster into your water very slowly until plaster forms a mound on top and water will not take any more plaster, or use the ratio of one part water to two parts of plaster.

Now pour the liquid plaster into your rubber molds very slowly. Place a bent wire in the plaque castings while the plaster is still soft, so you can hang it up later. Allow from one half to one hour for the plaster to harden. Some plasters harden quicker than others. When it is ready to take out, take the rubber mold from the plaster shell, and then peel the rubber mold from your plaster castings. Always let the plaster castings get completely dry before you paint them. It will take several days unless you speed up the drying process over heat or keep in a warm room in winter, or in the sun in summer.

Do not wash your hands in the sink after working with plaster for it may stop up the drain.

(Continued on Page 58)

WOMEN NEEDED TO SHOW NEW IDEAS


In Beautiful Greeting Cards and Gifts



MAKE EXTRA MONEY. Show friends new low cost Christmas and All Occasion greeting cards, gift wrappings, home and gift items. Your profit to \$1.00 a box! Bonus. Surprise Offer. Write today for **FREE TRIAL** outfit of Feature samples on approval and **FREE** samples Name Imprinted Christmas Cards. 100 for \$1.00 Stationery.

NEW ENGLAND ART PUBLISHERS
North Abington 701-B, Mass.

YOURS TO SEW



9163
SIZES
14½—24½

9163—Versatile apron-sundress designed for half size figure—no more fitting worries for the shorter, fuller figure. Sizes 14½, 16½, 18½, 20½, 22½, 24½. Size 16½ takes 3⅝ yards 35-inch fabric.

9173—Here's a cool and slenderizing sundress plus the stylish jacket for cover-up. Sizes 34-48. Size 36 sundress, 4 yards 35-inch fabric; jacket 2⅜ yards.

9287—This is an easy-sew casual, simple and smart—it's fashion news in gay striped cotton. Sizes 12-20. Size 16, 3⅝ yards 39-inch fabric.



9173
SIZES
34—48



9287
SIZES
12—20

Send **THIRTY CENTS** (in coins) for each pattern to:

The WORKBASKET Pattern Service

P. O. Box 6710

Chicago 80, Illinois



Embroider STAMPED LINENS
Buy Direct from Manufacturer and Save

FREE
28-Page
CATALOG

Hundreds of designs for cutwork, applique, cross-stitch, crochet, etc. — stamped on Seamless Tubing Pillow Cases, Show Sheets, Scarfs, Luncheon Sets, Banquet Cloths, Show Towels, Fancy Aprons, Baby Articles, etc. Also sets for Textile Painting. Write today for free catalog.

MERRIBEE ART EMBROIDERY CO.
Dept. 829 22 West 21st St., New York 10, N. Y.



MAKE GLAMOROUS NYLON FLOWERS
with **"MIRACLE MAKE IT PAK"**

LIFE
featured them

containing 8 flower toned (dyed) nylon stockings, wire, stamens, stems, florist tape, wire chenille, diagrammed instructions for making up to 24 flowers.

The GATEHOUSE, Inc.
Box 106, Plainfield, N. J.

ALL FOR
\$1.00

PREPAID
NO C.O.D.

GREETING CARD SALESPeOPLE:
MAKE UP TO \$50
ON A SINGLE CALL

It's about as easy to make \$50 as 40c on a call —if you show this luxurious line of DeLuxe Name-Imprinted Christmas Cards. People who want the best, buy fast—in big quantities. We furnish Album of over 50 exclusive Personal designs, from 25 for \$3.50 to \$58 per 100. Also Special Album of 36 business numbers. 21-Card Album Box Assortment pays over 300% profit. No experience needed. Ideal for Group Fund Raising. Write!

BOULEVARD ART PUBLISHERS
235 S. WABASH AVE., DEPT. 36, CHICAGO 4, ILLINOIS



Want a Custom Made Look
to Your Home Made Dress?

NOW! It's easy to make dresses with "Professional Touch". New, exciting technique teaching proper pattern fitting—does away with old fashioned forms and fittings. First advance in home sewing in 50 years. **LEARN FACTORY SHORT CUTS AT HOME**, and enjoy a custom made appearance in your wardrobe. **SAVE AND EARN MONEY.** Quickly pay for this new course in savings on your clothes, and spare time earnings making clothes for others. Rush postcard for **FREE** folder telling about this wonderful new low-priced home study Sewing Course. Write today.

GOOD DRESSMAKING INSTITUTE
310 S. Robertson Blvd., Dept. 17, Los Angeles 48, Cal.



BE A Nurse

MAKE \$50-\$60 A WEEK

Practical nurses are needed in every community . . . doctors rely on them . . . patients appreciate their cheerful, expert care. You can learn practical nursing at home in spare time. Course endorsed by physicians. 53rd yr. Earn while learning. High School

not required. Men, women, 18 to 60. Trial plan. Write now!

CHICAGO SCHOOL OF NURSING

Dept. 527, 41 East Pearson Street, Chicago 11, Ill.

Please send free booklet and 16 sample lesson pages.

Name.....
City..... State..... Age.....

Summer Belts

Belts are accessories that add much to a simple dress or ensemble. There is a large selection of excellent materials in all needlework departments that can be used to make your own fashionable belts. Rick rack in two colors can be combined with crochet to make attractive belts suitable to wear with cottons. Then you'll find straw yarn which comes in an array of colors. It is sturdy and durable, soft and pliant and you will find it quite easy to crochet. For added glamour, make a belt of glitter straw; even metallic thread in gold or silver would definitely dress up a plain dark skirt and blouse or a basic dress. Rug yarn or bedspread cotton in two colors can be used. Finish belts with a buckle, tie or loop end. Choose colors that will harmonize with your wardrobe. For a final touch of perfection to the dress or ensemble you've made, make a good looking belt to contrast. Self fabric belts are always good too, however contrasting belts whether they be leather, crochet, knit, rick rack combined with thread or yarn, are practical since they can be worn with several outfits.

Shown here are two styles using rick rack and crochet, and another which is crocheted in a simple pattern. These are quite durable, will not stretch and can be laundered.

Abbreviations: Ch (chain); sl st (slip stitch); rnd (round); sc (single crochet); dc (double crochet); hdc (half double crochet)—thread over as for a dc, insert hook in st, pull lp through, thread over and pull through all lps at once; sk (skip).

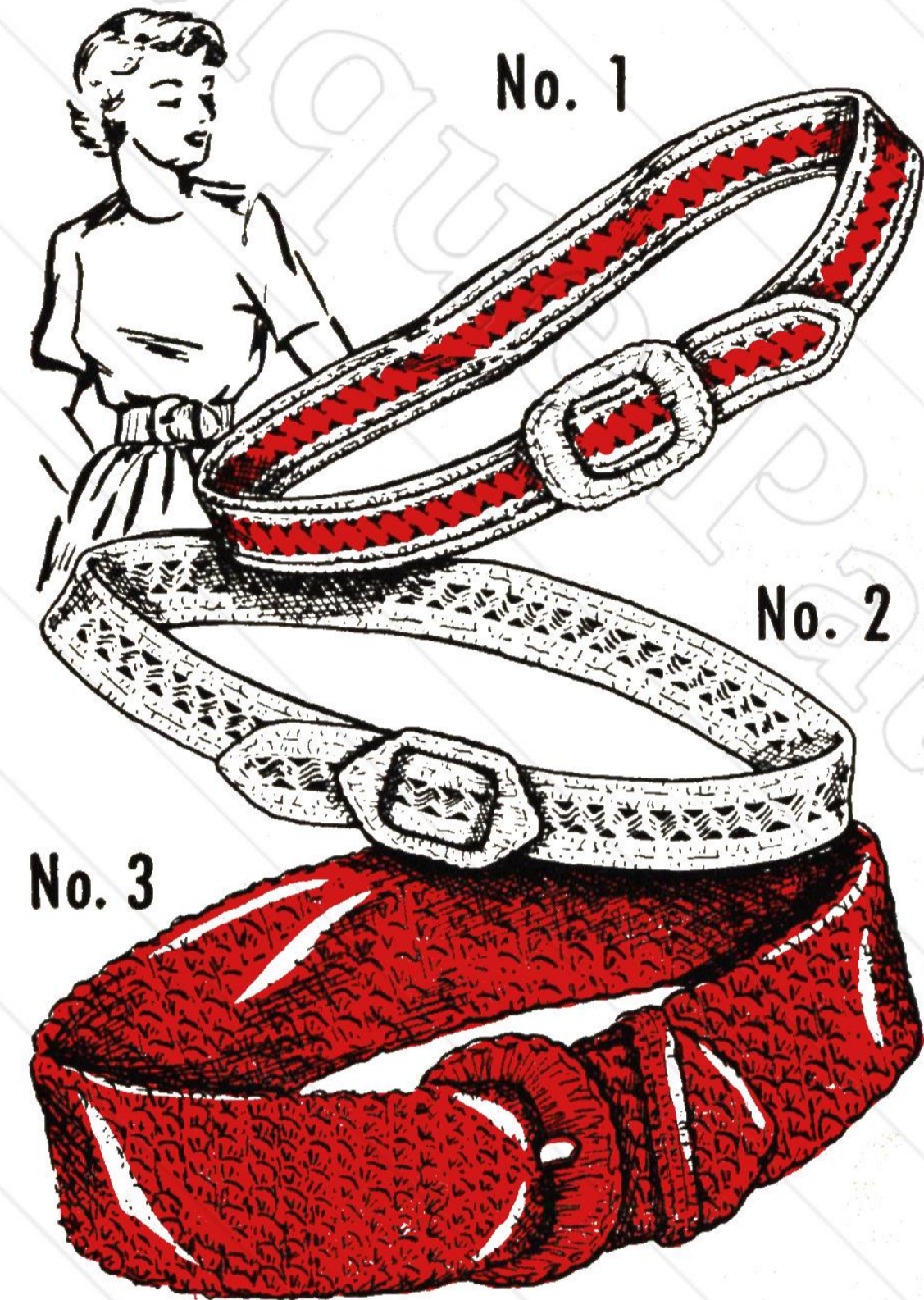
Number 1—Crochet added to two pieces of rick rack in same color or contrasting colors in the desired length, which are intertwined for this belt. Shape one end of the two pieces to a

point and fasten with invisible stitches, the end that goes under buckle may be straight. Of course you should determine your waist measurement and allow an additional five or six inches. Join bedspread cotton or string weight

and shape one end of rick rack. Make a row of ch st around, sl st in each point. Ch 3, dc in each ch to within one-half inch from center of point—then make one hdc and several scs to point, repeat on other side of point. Make a second row of dc. Join and fasten off.

Number 3—This is crocheted in an all over pattern stitch. The sample was made of knitting and crochet cotton, however straw yarn or the metallic threads would be very good to use. To make a belt that is about three and one-half inches wide, ch 14, * sk 1 st, sc and dc in next st, repeat from * across. Ch 1, turn, * sk 1 dc, sc and dc in next sc, repeat from * for desired length. After the desired length is made, shape the end thus: sl st one st on each side for the last 3 or 4 rows—thus shaping the end. Fasten and cut thread.

You need not buy a buckle, cover one that has been used and discarded if it is the right width. Completely cover the buckle with long sc sts. For a belt loop, make a ch long enough to extend a quarter inch under belt; on each side work one or two rows of sc. Fasten to under side of belt with invisible stitches.



thread, using a number 11 or 12 crochet hook, to a point on one side of rick rack that goes under the buckle, ch 2, sl st in next point, continue around in this manner, shaping end into a point.

Next rnd: Sc in back lp of each ch around—make 3 sc in same ch at point of belt and 2 sc one-half inch on each side of point. Make three more such rnds, working in back lp only—this forms a ridge effect. Join and fasten off.

Number 2—A single piece of rick rack and two rows of double crochet in contrasting color makes this belt. Point

RUN A SPARE-TIME CARD & GIFT SHOP AT HOME

If you want to earn extra money for yourself, your church, your organization, here is an easy and friendly way to do it in your spare time.

NO EXPERIENCE NEEDED

We will send samples of our new 1952 Christmas cards and gifts. Show them to friends and neighbors—take their orders—and earn up to 100% profit for yourself

IT COSTS NOTHING TO START

Send us your name and address. We will send a full set of actual samples on approval with details on how to get started.

REGAL GREETING CARD CO.
DEPT. WB-7, FERNDALE, MICHIGAN



Budget Boosters

4613—This budget-saver has 3 smart accessories—collar, capelet, bolero. Misses sizes 12-20. Size 16 takes 4³/₈ yards 35-inch fabric; ³/₄ yard contrast.

4636—Wrap-tie skirt! Sew-easy with few parts—opens flat for ironing, too. Waist sizes small 24-25; medium 26-28; large 30-32. Medium takes 3 yards 35-inch fabric.

9196—You'll love this dress with long paneled front, princess style back. Woman's sizes 34-48. Size 36 takes 3⁷/₈ yards 39-inch fabric.



Send THIRTY CENTS (in coins) for each pattern to:

The WORKBASKET Pattern Service

P. O. Box 6710

Chicago 80, Illinois

Cutting Curves

Ruth H. Laughlin

Textile painters, have you ever noticed those queer shaped plastic instruments for sale at stores where they sell mechanical drawing supplies? They are called irregular or French curves and are used like a ruler for drawing curved lines. Have you ever used them in your painting? I found one in my husband's drawing set and used it as a pattern to cut some of stencil paper. These have proved useful in shading leaves, flower petals, bird feathers, etc., in textile stenciling.

Fig. 1 on chart shows a French curve. Cut several so you will have one for each color. Cut on a smooth surface using a sharp tool such as a stencil knife or a single edge razor blade. Make the edges even and smooth. If you have a leather punch make holes of various sizes which can be used to paint centers in flowers, bird eyes, dots, etc.

When painting a leaf, try giving it an undercoat of yellow, pale blue, or some other light color. Then place the irregular curve over one half of the leaf from the base to the tip, finding the curve best suited to the leaf (Fig. 2). Hold your stencil brush vertically and brush along from the edge of the curve with green, making a clear division in the leaf. Shade with brown, black or red. Remove the curve and finish painting the leaf, leaving highlights of the undercoat showing. Make all edges clear and sharp by going over and over them. Shade the leaf here and there with a darker color.

In making the large wild rose blossom (Fig. 3), pin stencil number one in place and paint the center yellow shading a little on one side with red violet. Now remove the first stencil



SELL ^W _S EXCLUSIVE CHRISTMAS CARDS

Write your own check! \$50—yes, even \$100 can be **YOURS!** Friends and neighbors buy on sight! Two **W & S CHRISTMAS 21 CARD** assortments—only \$1. Other Christmas and Everyday assortments, gift novelties, **EXCLUSIVE** gift wraps, stationery—114 items in all. You make up to 100% profit.



EXCLUSIVE IMPRINT CARDS 50 for \$1 up

Fresh, exciting—**NEW** for 1952, the fabulous **W & S EXCLUSIVE** name imprinted Christmas cards—amazingly low priced 50 for \$1 and up—each card a masterpiece in quality and originality. Distinctive name imprinted notes, too.

IT'S EASY . . . NO EXPERIENCE NECESSARY

You need **NO EXPERIENCE**—no risk—everything you need to make money! **FREE** imprint samples, assortments on approval, 16-page full-color catalog and other sales helps **EXTRA CASH BONUS!**



FREE Samples Assortments on Approval

REPLACEMENT OR REFUND OF MONEY
Guaranteed by
Good Housekeeping
IF NOT AS ADVERTISED THEREIN



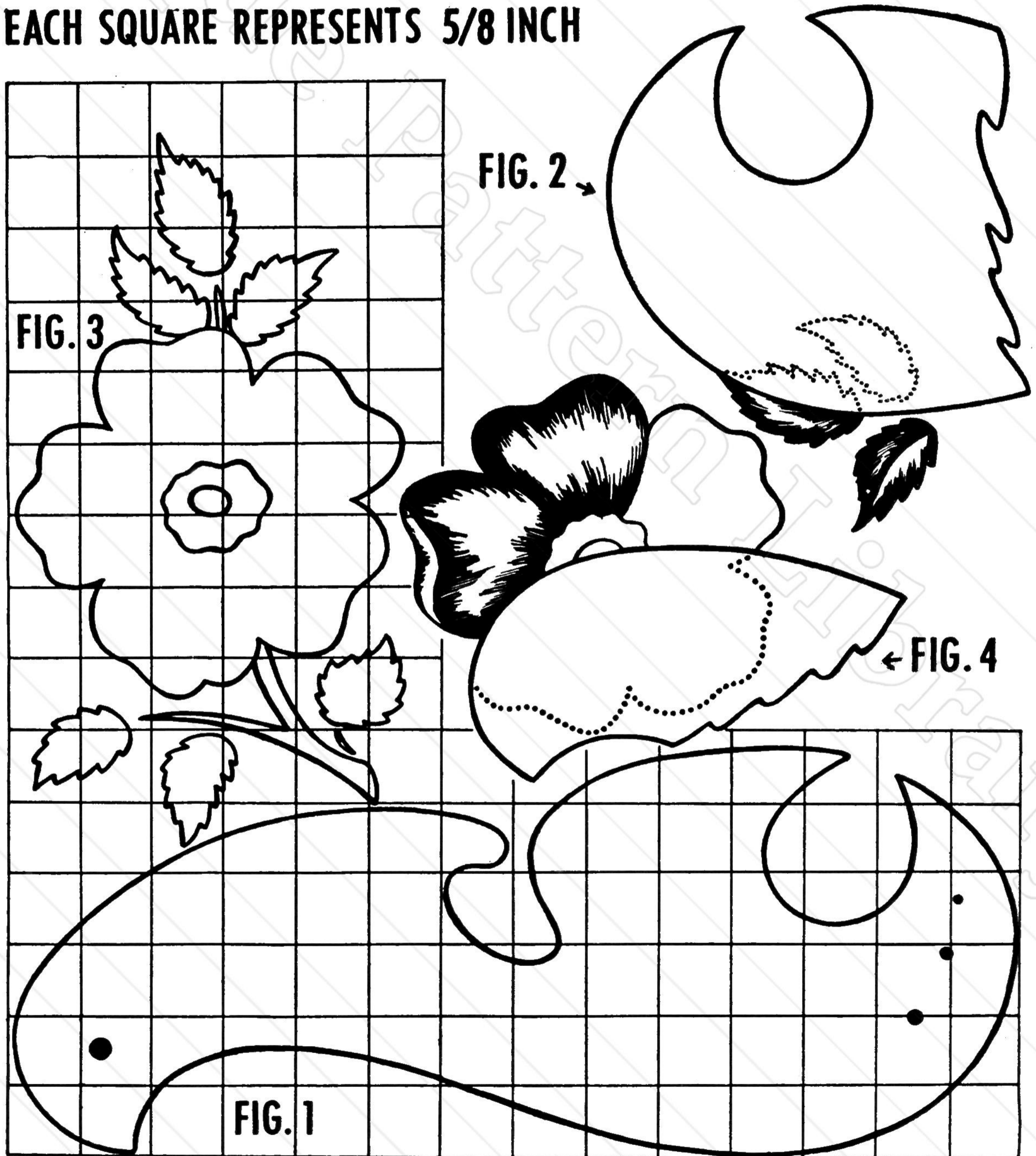
WETMORE & SUGDEN, INC.
DEPT. 122-E 749 Monroe Ave.,
Rochester 2, N. Y.

and fit the next one in place. The little oblong hole in the center is to be painted light green and shaded all around the edge with black. With the use of the irregular curve (Fig. 4), shade in the petals of the rose distinctly dividing each petal by using a shading color of deep rose with a speck of black added. Add small specks in the yellow part of the center with a small brush,

pin point, or toothpick.

By using these irregular curves you can be sure your textile painting has artistic lines. You also save on the number of stencils which must be cut for each pattern. You save time while painting by not having to cut and fit scraps of stencil paper. You will no doubt discover many other uses as you use your new textile stenciler's tool.

EACH SQUARE REPRESENTS 5/8 INCH





SAVE \$13.00. GET 18 TUNES FOR \$2.98

NEWEST Hit Parade Break-Resistant Vinylite Filled **RECORDS**



18

CHOOSE . . .

- 18 Hit Parade Tunes
- OR
- 18 Most Loved Hymns
- OR
- 18 Hill Billy Hits

Brand New Discovery—6-IN-1 Vinylite BREAK-Resistant Records—Play Up to 10 Full Minutes.

18 NEWEST HIT TUNES

- | | | | |
|------------------------|---|-----------------------------------|--|
| Kiss of Fire |  | Hambone | |
| Please, Mr. Sun | | Blue Tango | |
| Bermuda | | Perfidia | |
| Wheel Of Fortune | | Tell Me Why | |
| Blacksmith Blues | | The Little White Cloud That Cried | |
| Tiger Rag | | Forgive Me | |
| Slow Poke | | Shrimp Boats | |
| Cry | | I'll Walk Alone | |
| A Guy Is a Guy Anytime | | | |

Or 18 HILL BILLY HITS

- | | | |
|--------------------------------------|---|---------------------------------|
| It Is No Secret |  | Too Old to Cut the Mustard |
| May the Good Lord Bless and Keep You | | Don't Stay Away |
| Give Me More, More, More | | Bundle Of Southern Sunshine |
| Alabama Jubilee | | Wandering Easy On the Eyes |
| Silver and Gold | | Somebody's Been Beatin' My Time |
| Music Makin' Mamma From Memphis | | Slow Poke |
| Baby We're Really in Love | | Honky Tonk Blues |
| The Wild Side of Life | | The Gold Rush Is Over |
| | | Don't Just Stand There |

IMPORTANT NOTICE! These tunes are CONSTANTLY kept up to date—only the newest tunes are kept on the list.

18 MOST LOVED HYMNS

- | | | | |
|--------------------------------|---|---|--|
| The Lord's Prayer |  | Trust On Me | |
| Onward, Christian Soldiers | | Jesus Keep Me Near the Cross | |
| What a Friend We Have in Jesus | | Softly and Tenderly Dear Lord and Father of Mankind | |
| Church in the Wildwood | | A Mighty Fortress | |
| In the Garden | | Sun of My Soul | |
| Faith of Our Fathers | | Just a Closer Walk With Thee | |
| There Is Power in the Blood | | It Is No Secret What God Can Do | |
| Leaning on the Everlasting Arm | | May the Good Lord Bless & Keep You | |
| Since Jesus Came Into My Heart | | | |

MAIL COUPON NOW—10-DAY TRIAL OFFER

HIT TUNES COMPANY, Dept. 171
318 Market Street, Newark, N. J.
 Gentlemen: Please RUSH the 18 Top Selections along with the GIFT SURFACE SAVING NEEDLE on your NO-RISK 10 Day Money Back Guarantee. I enclose \$2.98 for each group of 18 selections with the understanding that if I am not completely satisfied you will return my money.

18 Newest Hit Tunes.....\$2.98
 18 Hymns 2.98
 18 Hill Billy Hits..... 2.98
 All Three Groups, 54 Songs..... 7.95

NAME.....
 ADDRESS.....
 CITY..... ZONE..... STATE.....

IMPORTANT NOTICE! These tunes are CONSTANTLY kept up to date—only the newest tunes are kept on the list.

ORDER BY MAIL AT 500% SAVINGS!

REGULAR 10" RECORDS
 Used On All Standard
 78 R.P.M. Phonographs
 and Record Players.



YOUR FAVORITE GROUP OF SONGS!

\$2.98
 \$16.02 VALUE
 18 TUNES!

YOU GET

A \$16.02 VALUE FOR \$2.98 YOU SAVE \$13.04

Now, for the **FIRST TIME**—You can have the **BRAND NEW ALL-TIME HITS** and **POPULAR RECORDINGS**—18 **NEWEST All-Time Hits**, favorites in all—for the **AMAZING**, unbelievable **LOW PRICE** of only \$2.98. That's right, 18 **TOP SELECTIONS** that if bought separately would **cost up to \$16.02** in stores, on separate records—**YOURS** by mail for only \$2.98! **YES**, you can now get 18 **HIT PARADE** songs—the **LATEST**, the **NEWEST** nation-wide **POPULAR TUNES**—or 18 of the most **POPULAR HILL BILLY** tunes—some of these tunes are not yet sold by stores—or you get almost a whole complete album of your most wanted **HYMNS**. These are tunes you have always wanted. They will give you hours of pleasure. You can choose from **THREE DIFFERENT GROUPS**—on newest, most sensational **BREAK-RESISTANT** records! These amazing records are **6-IN-1** records—6 songs to a record! They are brand new and play three times as many songs as regular records, and they play on regular 78 R.P.M. speed and fit all Type 78 R.P.M. standard phonograph and record players. These are all perfect. **BREAK-RESISTANT**, Vinylite records free from defects. **RUSH YOUR ORDER** for your favorite group **NOW!** **ORDER ALL THREE GROUPS** and **SAVE** even **MORE MONEY**, only \$2.98 per group.

SUPPLY LIMITED. That's why we urge you to fill in and mail coupon now! Play these 18 selections ordered, use the **NEW GIFT** surface saving needle for 10 days at home. If you are not delighted, if you don't feel these are the **BEST SOUNDING** records for the price, return within 10 days for **FULL REFUND**. Don't delay, send \$2.98 in check or money order, or put three one dollar bills in the mail with this coupon and **SAVE POSTAGE—DON'T DELAY, MAIL COUPON TODAY!**

HIT TUNES CO. 318 MARKET ST. NEWARK, N. J.

FREE!
 If you **RUSH YOUR ORDER** NOW you get at **NO EXTRA COST** whatsoever a **SURFACE SAVING NEEDLE!** **ORDER 18 Hit Parade Tunes** or **18 Hill Billy Hits** or **18 Most Loved Hymns** or **ORDER ALL THREE SETS** FOR only \$7.95. But, **SUPPLY is LIMITED**; so, order at once. **SEND COUPON TODAY.** Order now on **Money-Back Guarantee.**

Scallop Fan Doily in Crochet

This doily is quite lacy and open. The model was made of size 30 mercerized crochet cotton and a number 12 steel crochet hook. It measures about ten inches in diameter. Two colors may be used but it would be very pretty if worked in white or ecru.



Abbreviations: Ch (chain); sc (single crochet); sl st (slip stitch); sk (skip); tr (treble)—thread over twice and work off 2 lps at a time; hdc (half double crochet)—thread over as for a dc, insert hook in st and draw lp through, thread over and draw through all lps at once; dtr (double treble)—thread over twice, work off 2 lps at a time; tr tr (triple treble)—thread over 3 times and work off 2 lps at a time; sp

(space); lp (loop); p (picot); rnd (round).

To begin, in white or ecru, ch 11, join with sl st in first ch to form a ring.

Rnd 1: Ch 1, 24 sc in ring, join.

Rnd 2: Ch 7 (for a tr and a ch 3), sk 1 sc, tr in next sc, (ch 3, sk 1 sc, tr in next) 10 times, ch 3, sl st in 4th ch of ch 7.

Rnd 3: 4 sc over each ch 3 with ch 2 between, end row with ch 1, hdc in first sc made.

Rnd 4: Ch 9, tr over next ch 2 sp, (ch 5, tr over next ch-2) 10 times, ch 5, sl st in 4th ch of ch 9.

Rnd 5: 7 sc over each ch 5 sp with ch 2 between, end with ch 1 and hdc in first sc made.

Rnd 6: Ch 14, dtr over next ch 2, (ch 9, dtr over each ch 2) 10 times, ch 9, sl st in 5th ch of ch 14.

Rnd 7: 11 sc over each ch 9 sp with ch 2 between, end with ch 1 and hdc in first sc made.

Rnd 8: Ch 16, dtr over next ch 2, (ch 11, dtr over next ch) 10 times, ch 11, sl st in 5th ch of ch 16. Fasten off.

Rnd 9: In second color, 15 sc over each ch 11 with ch 3 between, close rnd with 1 dc into first sc made.

Rnd 10: Sl st under dc, * ch 4, 5 tr in same place, ch 3, turn, sc in last tr, (ch 3, sc in next tr) 4 times—five ch 3 lps in all, * * turn, ch 3, sc in first ch 3 lp, (ch 3, sc in next ch lp) 4 times, repeat from * * once, make 5 more rows of ch 3 lps across fan, increasing one lp in last lp of each row. Now ch 12 for long bar, sl st in middle sc below, sl st across to ch 3 lp, repeat from * 11 times, joining each fan to previous fan at beginning of last row of ch lps by ch 1, sl st in first st of ch 12 made, ch 1, and con-

CHRISTIAN GREETING CARDS

Our box of 21 beautiful Scripture Text Christmas folders is value unexcelled. These cards add spiritual quality to the Christmas season and make people conscious that CHRISTmas is Christ's birthday. As *Special Sample Offer* we will mail, postpaid for \$1, these 21 folders plus a box of 16 Scripture Christmas Notes. Money refunded if not satisfied. Groups raise funds, agents make money selling our complete line of 30 Assortments. Profit up to 100%. Write for approval samples. SHEPHERD'S TOWN CARD CO., Box 127 SHEPHERDSTOWN, PA.

tinue with last row of ch lps across.

Rnd 11: 3 sc over each ch lp mesh around, sc at each ch 12, join.


Rnd 12: Ch 10, (make a long tr tr—thread over 5 times—in between fans at base of ch 10, ch 5) 3 times, * sl st in center sc of 4th sp below, on next fan, sl st in each of next 4 sts, ch 4 p, sl st in next 5 sts, (ch 5, long

tr tr between next two fans) 4 times, ch 5, repeat from * around, end with ch 5, join in 5th ch of ch 10 first made.

Rnd 13: (Sc, hdc, 4 dc, hdc, sc) in each ch 5 sp around, between scallops make a shell of (4 dc, ch 4 p, 4 dc) in each ch 4 p of previous rnd. Join and fasten off.

Rose Petal Sachet

Make this attractive sachet in your favorite colors—odds and ends of thread can be used to a good advantage. The model was made of size 30 mercerized crochet thread with number 12 crochet hook.



Abbreviations: Ch (chain); st (stitch); sc (single crochet); dc (double crochet); sl st (slip stitch); lp (loop); hdc (half double crochet)—thread over as for a dc, insert hook in st and pull through, thread over and pull through all 3 lps at once; rnd (round); sp (space); p (picot).

Ch 5, join with sl st in first ch to form a ring. Rnd 1: Ch 4 (for a ch 2 and hdc), (hdc in ring, ch 2) 4 times, join last ch 2 in second ch of ch 4 first made.

Rnd 2: (Sc, hdc, 3 dc, hdc, sc) over each of the ch 2 sps.

Rnd 3: * Ch 4, taking ch behind petals, sc between the next two petals, repeat from * around.

Rnd 4: (Sc, hdc, 5 dc, hdc, sc) over each ch, join and fasten off.

Rnd 5: Join second color between two petals with a sl st, * ch 7, sl st in center dc of petal, ch 7, sl st between two petals, repeat from * around, join at beginning.

Rnd 6: * 3 sc over ch lp, (ch-3 for a p, 3 sc) 3 times over lp, repeat from * over each ch lp around. Fasten and cut off.

Rnd 7: Join yellow to middle p of 3 p group, * ch 7, sl st to center ch 3 p of next group, repeat from * around.

Rnd 8: Ch 7, * dc in center of ch of preceding rnd, ch 4, dc in joining at lp, ch 4, repeat from * around and join.

Rnd 9: (Sc, hdc, 3 dc, hdc, sc) over each ch 4 around, join and fasten off.

Make two motifs for each sachet. For the sachet pad, cut two circle pieces of satin and sew up partially. Stuff with cotton and sprinkle with your favorite sachet. Finish sewing it together.

Place the sachet pad between the two crocheted pieces and thread narrow ribbon through the openings, finishing with a bow.

(Continued from Page 48)

If you want to get acquainted with casting plaster before attempting rubber molds you can use saucers, bowls, and platters for molds. Old greeting cards from last year are lovely for this work. Cut out your object, wet it and place it face downward on the plate which has been given a light soaping with your fingertips. Cover picture with plaster, put in the bent wire for hanging while plaster is still soft. A slight jar downward will extract your plaque which can be decorated later with gathered ribbon or lace, glued around the edges with Testor's cement.

Tiny lapel pins can be made from teaspoon molds and tablespoons using the same instructions for plate plaques. A small pin in the back is needed for fastening these to dresses and coats. Wee silhouettes, and cutouts are placed face downward in the spoon, similar to the greeting cards on the plates. These can be poured without pictures and handpainted later with scenes, objects, or simply the wearer's name.

Plate plaques and spoon lapel pins are so simple a child can make them. They are lovely gifts for friends, prizes, and parties and are the answer to what you are going to do with lovely greeting cards that you just cannot part with. An idea that individualizes your gift is to cut out the verse and place it on the back of the plate plaque before the plaster hardens. You can always sign your name when the plaque is completely dried.

In The Future

Use scraps of felt, leather or silk ribbon to make this butterfly coin purse. A snap is used for closing. For an added touch of glitter sew sequins at tips of wing.

The "wheel of fortune" knitted doily is quite lacy and very pretty. It is



made on two standard knitting needles size 0 with number 30 thread. When completed it measures twelve inches in diameter.

Here is a tatted doily that is different and unusual. It is shown on a coffee table, but would be equally pretty on an end table. The medallion could be repeated to become a tablecloth or a scarf if desired.

In crochet there is to be a ruffled doily with a matching basket in crochet. A glass or vase may be inserted in basket to hold flowers.

Show 24-KT. GOLD-NAME Christmas Cards

50 EASY SALES \$50.00
BRING YOU

Sensational spare time money-makers! New Christmas Cards with name in 24-Kt. gold leaf pay you \$1 per box. Up to 100% profit on over 150 fast sellers: \$1 Assortments, Secret Pal, Eastern Star Cards, Kiddie Books, \$1 Gifts, Name-Skirt Notes, Glow-In-Dark Ornaments. Assortments on approval. Ornament & Imprint Samples FREE. Write! MIDWEST CARD CO., 1113 Washington, Dept. 65 A, St. Louis 1, Mo.



Reducing Specialist Says: **MOST ANY PART OF THE BODY WITH**

LOSE WEIGHT

Spot Reducer

Relaxing • Soothing Penetrating Massage



REDUCE

Where It Shows Most

TAKE OFF UGLY FAT!

Don't Stay FAT—You Can LOSE POUNDS and INCHES SAFELY

without risking HEALTH

Take pounds off—keep slim and trim with Spot Reducer! Remarkable new invention which uses one of the most effective reducing methods employed by masseurs and turkish baths—**MASSAGE!** With the **SPOT REDUCER** you can now enjoy the benefits of **RELAXING, SOOTHING** massage in the privacy of your own home! Simple to use—just plug in, grasp handle and apply over most any part of the body—stomach, hips, chest, neck, thighs, arms, buttocks, etc. The relaxing,

soothing massage breaks down **FATTY TISSUES**, tones the muscles and flesh, and the increased awakened blood circulation carries away waste fat—helps you regain and keep a firmer and more **GRACEFUL FIGURE!**

Your Own Private Masseur at Home

When you use the Spot Reducer, it's almost like having your own private masseur at home. It's fun reducing this way! It not only helps you reduce and keep slim—but also aids in the relief of those types of aches and pains and tired nerves that can be helped by massage! The Spot Reducer is handsomely made of lightweight aluminum and rubber and truly a beautiful invention you will be thankful you own.

AC 110 volts.



UNDERWRITERS LABORATORY APPROVED

TRY THE SPOT REDUCER 10 DAYS FREE IN YOUR OWN HOME!

Mail this coupon with only \$1 for your Spot Reducer on approval. Pay postman \$8.95 plus delivery—or send \$9.95 (full price) and we ship postage prepaid. Use it for ten days in your own home. Then if not delighted return Spot Reducer for full purchase price refund. Don't delay! You have nothing to lose—except ugly, embarrassing, undesirable pounds of **FAT.**

MAIL COUPON NOW!

SENT ON APPROVAL

**SPOT REDUCER CO., Dept. B89
318 Market St., Newark, New Jersey**

Please send me the Spot Reducer for 10 days trial period. I enclose \$1, upon arrival I will pay postman only \$8.95 plus postage and handling. If not delighted I may return **SPOT REDUCER** within 10 days for prompt refund of full purchase price.

I enclose \$12.98. Send DeLux Model.

Name


Address

City State.....

SAVE POSTAGE—check here if you enclose \$9.95 with coupon. We pay all postage and handling charges. Same money back guarantee applies.

I enclose \$12.98. Send DeLux Model.

LOSE WEIGHT OR MONEY BACK



ALSO USE IT FOR ACHES AND PAINS



CAN'T SLEEP:

Relax with electric Spot Reducer. See how soothing its gentle massage can be. Helps you sleep when massage can be of benefit.




MUSCULAR ACHES:

A handy helper for transient relief of discomforts that can be aided by gentle relaxing massage.

Like a magic wand, the "Spot Reducer" obeys your every wish. Most any part of your body where it is loose and flabby, wherever you have extra weight and inches, the "Spot Reducer" can aid you in acquiring a youthful, slender and graceful figure. The beauty of this scientifically designed Reducer is that the method is so simple and easy, the results quick, sure and harmless. No exercises or strict diets. No steambaths, drugs or laxatives.

Thousands have lost weight this way—in hips, abdomen, legs, arms, etc. The same method used by many stage, screen and radio personalities and leading reducing salons. The "Spot Reducer" can be used in your spare time, in the privacy of your own room. It is Underwriters Laboratory Approved! Two weeks after using the "Spot Reducer," look in the mirror and see a more glamorous, better, firmer, slimmer figure that will delight you. You have nothing to lose but weight for the "Spot Reducer" is sold on a

MONEY BACK GUARANTEE



Basket of Books

PLAY RIGHT AWAY!

Even If You Don't Know
a Note of Music Now

Now it's EASY to learn any instrument. No boring exercises. Start playing real pieces by notes right away. Amazing progress, at home, in spare time. No teacher. Few cents per lesson. 850,000 students! Write for FREE BOOK and Lesson Sample. U. S. School of Music, Studio B677, Port Washington, N. Y. (Our 54th successful year!)



KNOW YOUR FABRICS

Lucy D. Taylor
(354 pages; illustrated; John Wiley & Sons, Inc., 440 Fourth Ave., New York City, N. Y., \$6.75)

Written by a woman who has been a teacher, decorator, publicity woman, and writer, "Know Your Fabrics" has the true ring of authority and authenticity. Lucy Taylor has dedicated the book to her students and it is possible that its greatest value will be to the student of interior decorating. It is also true, however, that this book contains a wealth of information about upholstery and drapery fabrics that should deeply interest and benefit anyone who cares about maintaining a tasteful, attractive home. Choosing the proper fabric for curtains, draperies, or chair coverings is bound to be a problem for the average housewife because there are so many points on which she can err. Lucy Taylor considers all these points and her knowledgeable explanations should do much to eliminate future mistakes on the part of her readers.

The first section of this book is devoted to a discussion of standard fabrics and the uses to which they may be put. The author writes first, for instance, of the thin materials appropriate

HOT WATER QUICK!

New Portable Pocket-Size Water Heater

Place in water; plug in socket... turn on switch! Hot Water! Thousands use for bathing, washing clothes, dishes, cream separators, pails, shaving, etc. Heats small quantities very quick! Heating speed of large quantities depends on quantity. Read directions before using, follow. Regular price \$2.95. However if you'll tell your friends about BOIL-QWIK to advertise it for us, we will let you now have one for only \$1.98 plus tax. **SEND NO MONEY** Just name and address. Pay postman \$1.98 plus Federal Tax, C.O.D. postal charges. Satisfaction is guaranteed or return within 10 days for refund. BOIL-QWIK, 4554 N. Broadway, Dept. P-43, Chicago 40, Ill.



AGENTS DISTRIBUTORS
Write. REGULAR PRICE \$2.95—**LIMITED \$1.98**
TIME only

NEW BATHROOM DEODORIZER

Secret chemical invention automatically banishes unpleasant odors in bathroom, kitchen, anywhere. Gives off refreshing fragrance. Just hang on wall. No liquids, sprays, or wicks. Needs no attention. *Beautifully designed!*

SAMPLES TO INTRODUCE Sample offer sent immediately to all who send name at once. **SEND NO MONEY**—just your name. KRISTEE CO., Dept. 1679, Akron 8, Ohio



HANSEL and GRETEL FIGURINES



Send now and start selling these and other money-making Gifts, Greeting Cards, Gift Wrappings to friends for Christmas and every occasion. **FREE**—Home Demonstrators—Personal Christmas Cards, Stationery samples, wholesale price list, catalog, everything you need to make extra money.

Write to TERRY STUDIOS, 456 Westfield, Mass.

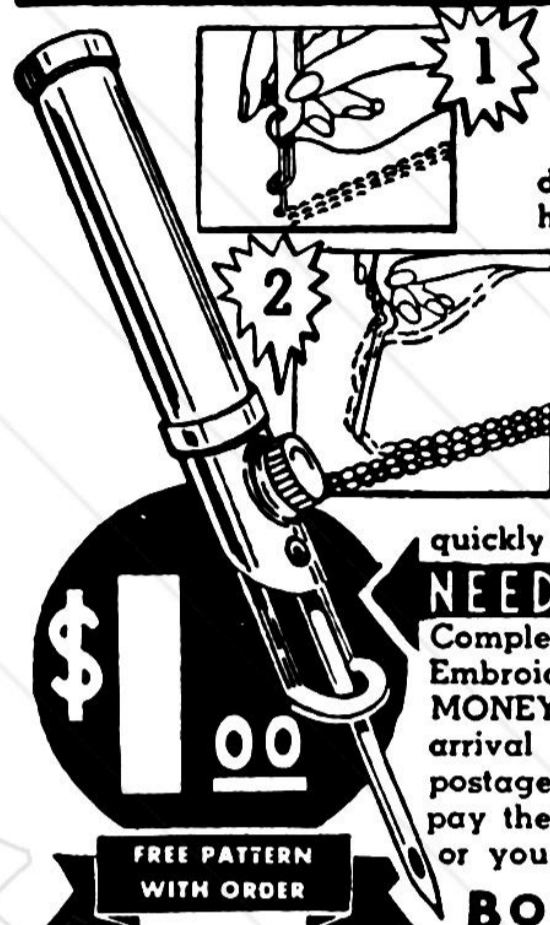
for use as glass curtains. Under this heading come such fabrics as voile, marquisette, dimity, and point d'esprit. Silk gauze, China silk, and pongee may be used both for glass and casement curtains. Among the lighter weight fabrics that have many uses are gingham, chambray, taffeta, moire, and satin. Each material is described separately in terms of what it is, what its decorative uses are, and how best to hang it. The heavier fabrics are also, of course, included in this section as are the new processes such as glass and nylon.

The history of the various fabrics is considered in the book's second section. Here one finds discussed such subjects as the development of silk fabrics in Italy during the early Renaissance and French fabrics of the Louis XIV period, color as used in period fabrics, characteristic expressions of furniture forms through the major periods, and coverings that were used on period chairs. According to the author the information assembled here enables us "to perceive the fabric's range of possibilities so that we shall avoid making either of the following mistakes: (a) limiting its use to the period when it was produced or from which it was adapted; (b) stretching it beyond the reasonable bounds of its native expression."

Section three deals with the choosing of coverings for chairs of today. Here one finds described and illustrated chairs of every possible type ranging from Colonial Chippendale to ultra modern, together with a discussion of the kind of fabric suitable for each individual type. Harmony is the goal one seeks to achieve when doing upholstery work and the author states firmly that "upholstery should never outdo the chair frame in attention value." Good taste is not always an innate characteristic but it certainly

may be acquired and "Know Your Fabrics" should do much to foster it in anyone fortunate enough to own Lucy Taylor's book.

EMBROIDERY ART NEEDLE



Make perfect embroidery with wonderful, new Art Needle. Adjustable holder and four special needles for work as dainty as baby things to making hooked rugs! Makes the finest embroidery on silks, linens, curtains, etc. Makes fringe.

MAKE HOOK RUGS

Quicker, easier, simpler than any other way. Yarn, chenille or rag strips feed through the needle and the loops are quickly and uniformly made.

NEEDLEWORKERS DELIGHT

Complete, easy directions with each set. Embroider wonderful gifts. SEND NO MONEY. Mail name and address. On arrival pay postman \$1.00 plus C.O.D. postage. Send cash with order and we pay the postage. Satisfaction Guaranteed or your \$1.00 back.

BOND - Craft COMPANY

POST OFFICE BOX 644 Dept. 195 KANSAS CITY 10, MISSOURI

Start NYLON Club in Your Neighborhood



MAKE EXTRA MONEY IN YOUR SPARE TIME!

GET YOUR OWN NYLONS at Wholesale




NEW CHEVROLET
given as
EXTRA BONUS

PERSONAL NYLONS
Sent With
SELLING OUTFIT

Ladies, you can have a lot of fun starting a Wil-knit NYLON Club. Friends and neighbors give you orders for beautiful NYLONS—THEN, as members of your club, depending on quantity, they get new Nylons absolutely FREE, if their hose wear out, run, or even snag—**from any cause whatever—** within NINE MONTHS. Every ORDER means **extra spending money for you.** Many hundreds of ladies have made as much as \$20 or \$30 EXTRA MONEY the first week—and more! I can also arrange to have a new Chevrolet delivered to you by your local dealer as a bonus—so you can drive around to call on your Club Members. I hope you will send me your name on a postal card so I can send you all this money-making information... My Money-Making Plan is absolutely FREE. Please send your hose size also. Write TODAY! Just address card to me. **L. LOWELL WILKIN, WIL-KNIT HOSIERY CO., 2327 Midway, GREENFIELD, OHIO**

Watch These New Greeting Cards Do Their "MAGIC"!



(and read the heartwarming greetings inside)

THEN YOU'LL KNOW WHY FOLKS FIND IT EASY TO

Make Good Money

without taking a job or putting in regular hours—AND WITHOUT EXPERIENCE!

IT'S fun to show cards as unusual as these new KINDS of greeting cards—and it's easy to make money all year 'round, spare or full time! Your friends, neighbors and co-workers will marvel at the rich glowing colors, the beautiful brand-new designs, the magic-like surprises that actually DO things! And they'll be delighted to give you big orders for Doehla box assortments of richly decorated Christmas and All Occasion Greeting Cards, distinctive Stationery and gay Gift Wrappings.

NO EXPERIENCE NEEDED—our FREE BOOK shows you easy ways for any beginner to make money! You make as much as 60c on each box. Mail coupon below—without money—for sample boxes on approval. No obligation. If your friends don't "snap up" these sample boxes—then you merely return them at our expense. Harry Doehla Co., Studio W67, Nashua, N. H. (If you live west of the Rockies—mail coupon to Palo Alto, Calif.)



HARRY DOEHLA CO., Studio W67, (Nashua, N. H.)
 (If you live East of Rockies, address Nashua Office) (Palo Alto, Calif.)

Please rush—for FREE TRIAL—sample boxes on approval and money-making plan. Free samples of "Name-Imprinted" Christmas Cards and FREE Book of easy ways for anyone to make money.

Name..... (Please Print)

Address.....

City.....State.....

**Makes Over \$200—
Buys China Set**



"Bought beautiful 100-piece China set. Now I can set a beautiful table and say the Doehla cards paid for it."
 —Mrs. E. Dietze, Mo.

10 Orders in 1/2 Hour

"I received these ten orders in about 30 minutes. Everyone oh'd and ah'd over the cards. It's going to be very easy and enjoyable."



—Rita J. Shaw, N. Y.

YOU CAN MAKE MONEY

Join now with over 100,000 happy hobbyists . . . enthusiastic boosters of a wonderful hobby news magazine, **Profitable Hobbies!** You, too, can enjoy the feel of crisp new dollar bills and fold them away with pleasure . . . just from some of your spare time **AT HOME!** Discover the real pleasure of a worthwhile hobby, new friends, fellow hobbyists!



Small Business REALLY Pays!

You CAN make extra money at home in your spare time . . . every month **Profitable Hobbies** has actual stories of real, enterprising people who have found enjoyment with money-making hobbies . . . vivid success stories PLUS plans and ideas telling step by step methods to follow! There's a wonderful opportunity in having a hobby! A Californian makes \$100.00 a week in four hours per day devoted to a hobby! Another makes and sells lamps costing \$2.00 for \$10.95 to \$12.95! These are typical of the thousands more such similar success stories going on every day! They could very well be about you, too!



JOIN The HOBBY PARADE!

Get on the bandwagon . . . join the parade . . . have fun! Hobbyists all over America are reading, enjoying and sharing interesting hobby experiences told and illustrated in this expertly edited magazine with color covers and 64 or more pages every month with regular Special Features like Hobby Town Meeting, Hobbying in Washington, Hobby Huddle, Collecting is My Hobby, Hobby Parade, This Hobby World; other worthwhile features. Typical subscribers say, "I think it's the TOPS!" . . . "Thank you for opening a new door of opportunity."

ACTUAL "How To" PROFIT SUCCESS STORIES

Here in every issue are factual step-by-step "How To" stories with easy-to-follow illustrations that clearly show you every step in the construction of new and different handcraft articles! Then there are illustrated success stories such as the one which describes how a California woman "paints" beautiful portraits with her sewing machine! Another issue tells the amazing story about a Minnesota man who turns native materials found in his own back yard into a profitable hobby! Amazing success stories about ordinary people like you and me . . . interesting worthwhile, informative reading!

MARKETING DIRECTORY GIVEN

NEW 1952 edition with names and addresses of shops, names of buyers, what they buy, how they sell! Facts about Fairs, Exhibits! GIVEN with this limited time offer . . . send only \$3.00 for 12 months' subscription to Profitable Hobbies and your name and address TODAY! Your first issue and **FREE COPY** of "Where to Sell Handcrafts" will be sent promptly. If not delighted, just tell us, we'll cancel your subscription and refund your money and you keep **FREE** book. Rush Coupon!

**Home Hobby Pays \$5.95
Up to \$33.95**


Mrs. D. H., Washington, D. C. plans and manages childrens' parties as a profitable hobby and charges according to the size of the party!



and address TODAY! Your first issue and **FREE COPY** of "Where to Sell Handcrafts" will be sent promptly. If not delighted, just tell us, we'll cancel your subscription and refund your money and you keep **FREE** book. Rush Coupon!

HURRY! GET STARTED NOW!

PROFITABLE HOBBIES, 756 Handcraft Bldg., K. C. 16, Mo.



THIS BOOK GIVEN IF YOU WRITE TODAY

REMEMBER!

This **BOOK FREE** for a limited time with your subscrip-

tion! Complete directory of "Where to Sell Handcrafts" PLUS facts about Fairs, sources of supply, etc.

PROFITABLE HOBBIES

756 Handcraft Bldg.

K. C. 16, Mo.

Marketing Directory Special Offer

PROFITABLE HOBBIES, 756 Handcraft Bldg.
KANSAS CITY 16, MISSOURI



Yes, I want to take advantage of this SPECIAL offer! Enclosed is \$3.00 for 12 monthly issues of Profitable Hobbies to start immediately and I am to receive **FREE** my copy of "Where To Sell Handcrafts" postpaid.

NAME.....

ADDRESS.....

TOWN..... STATE.....

JUST THINK WHAT *YOU* COULD DO WITH EXTRA MONEY!



- Buy new clothes!
- Add home furnishings!
- Shop for Christmas!
- Be more active socially!
- Support charity or club!
- Buy Defense Bonds!

It's Yours Easily with CREATIVE'S Christmas Card Earning Plan

Yes, extra money of your own—to enjoy—is easy to earn. You need no experience. Just show CREATIVE Christmas Cards to folks you know. Cards with NAME IMPRINTED IN GOLD sell on sight at 25 for \$1.50. You make amazing cash profits!

OVER \$1,250.00 IN SPARE TIME!

That's what Miss D. F., Minnesota, earned for Christmas. Mrs. B. D., Iowa, made more than \$45.00 on her first order. In just one month Mrs. R.C., Indiana, cleared over \$80.00. These fine earnings show you your opportunity!

START EARNING RIGHT AWAY!

161 fast-sellers make extra profits for you. Newest 21-Card \$1 Assortments, 6 series of Personal Christmas Cards, Gift Items, Children's Books, novelties. Send now for 4 Assortments on approval and FREE Name-Imprinted Samples!



EARN FOR YOUR GROUP!
 Easy to fill your club treasury and give members Bonus Gifts! Send coupon for full facts!

EXTRA! BONUS GIFTS!
 Toasters, silverware, other valuable gifts given in addition to cash profits. Send coupon for gift plan.

CREATIVE CARD COMPANY
 2505 W. Cermak Road, Dept. 54-C, Chicago 8, Illinois

Please send full information and samples to start me earning.

Name.....

Address.....

City.....Zone....State.....

MAIL NOW FOR SAMPLES!