


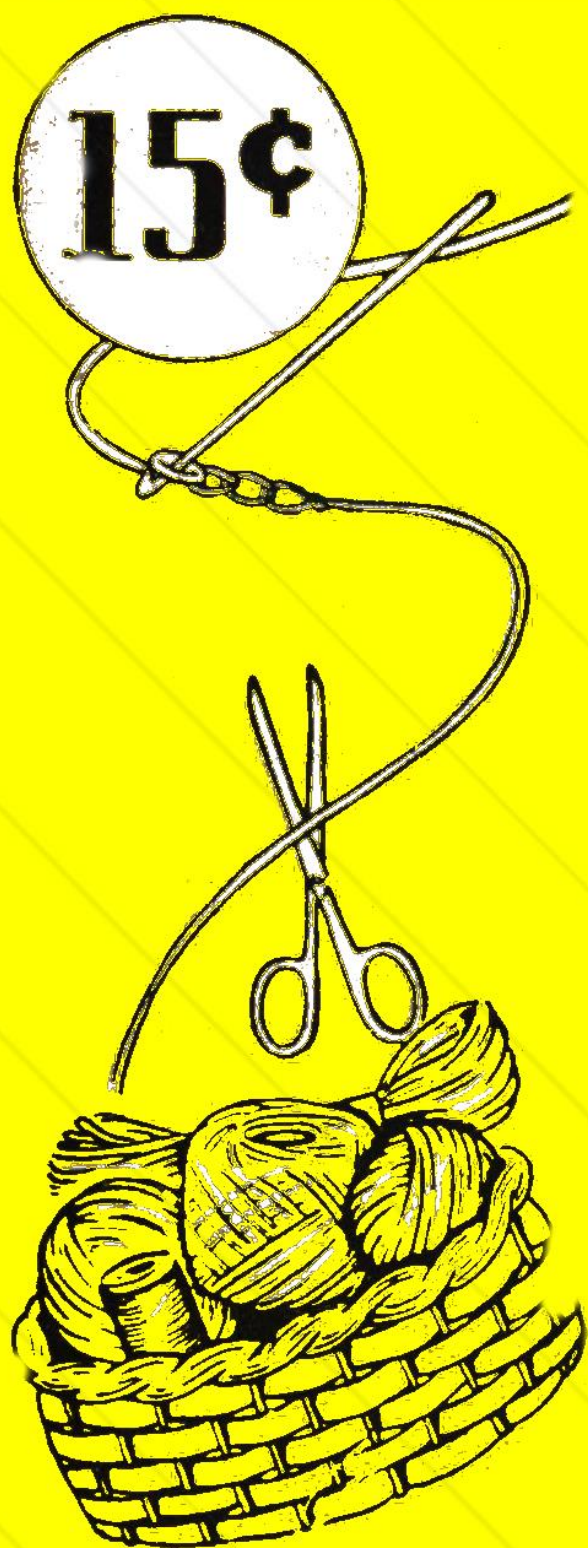
The WORKBASKET

HOME AND NEEDLECRAFT FOR PLEASURE AND PROFIT

VOLUME 17

3901 June 1952

NUMBER 9



Ideas for the Bazaar, the Home, Gifts, Sparetime Money Makers, with Many Articles, Easily Made and Inexpensive, that find a Ready Sale.

How To CROCHET DOILIES . . . VANITY SET . . . MAKE NYLON FLOWERS . . . SEW SUNBONNET

You Can Make EXTRA Money With This New FREE Book

Read how these people cash in on their spare time . . . while building a secure future.

Selling cross-word puzzles brings A.D. \$2.50 to \$25.00 each.

A crippled hobbyist from Kentucky earns as high as \$40 a week.

Reverend J.O.A., retired because of ill health at 63, now has his own "social security program" consisting of a hobby that brings

him \$150.00 some months of the year.

A seasonal hobby averages \$200 a year for Mr. & Mrs. D.S. of Ind.

A shut-in makes about \$150 a month.

A pastime earned \$200 in four weeks for N.C. of Connecticut.

This Book, "173 Ways to Make Money at Home" Is Not for Sale . . . It's GIVEN to You!

with your "get acquainted" subscription to PROFITABLE HOBBIES.



You'll save money by taking advantage of this wonderful offer. For only one dollar you'll receive PROFITABLE HOBBIES for five months. Five idea-packed issues that show you how to find a hobby that will pay off. For honest-to-goodness pleasure and profit, fill out the coupon below, then send it with \$1 to the publisher, who guarantees your satisfaction.

Each Colorful Issue Brings You

- Full Length Articles.
- How-to-Do-It Diagrams.
- Plenty of Illustrations.
- Eight Regular Departments.

----- VALUABLE COUPON -----

PROFITABLE HOBBIES

774 Hobby Building, Kansas City 16, Missouri

Please send at once my copy of "173 Ways to Make Money at Home" absolutely FREE. I wish to become a regular reader of Profitable Hobbies Magazine and am enclosing \$1.00 for a five months subscription. **This offer good only on subscriptions ordered on this coupon.**

Name.....

Address.....

City.....Zone.....

State.....

New Subscriber

Renewal

Lacy Scallop Doily

As Shown On Front Cover

For a round doily, this design lends itself beautifully because it is so open and lacy. It measures about 14 inches in diameter, when made with size 30 J. & P. Coats Mercerized Crochet Thread. Use a size 10 crochet hook.

Abbreviations: Rnd (round); ch (chain); st (stitch); sk (skip); lp (loop); sp (space); sl st (slip stitch); sc (single crochet); dc (double crochet); tr (treble)—thread over twice and work off 2 lps at a time; dtr (double treble)—thread over three times and work off 2 lps at a time; cluster st—make the stated number of trs or dtrs, hold last lp of each on hook, thread over and draw through all lps at once.

Starting at center, ch 10. Join with sl st to form ring.

Rnd 1: 20 sc in ring. Join with sl st in first sc.

Rnd 2: Sc in each sc around. Join.

Rnd 3: Sc in first sc, * 2 sc in next sc, sc in next sc, repeat from * around. Join (30 sc).

Rnd 4: Sc in each sc around. Join.

Rnd 5: Ch 4, * dc in next sc, ch 1; repeat from * around. Join.

Rnd 6: Ch 5, * dc in next dc, ch 2; repeat from * around. Join.

Rnd 7: Ch 7, * tr in next dc, ch 3; repeat from * around. Join.

Rnd 8: Sl st in sp, ch 3, dc in same sp, * ch 4, 5 sc in next sp, ch 4, 2 dc in next sp, ch 2, 2 dc in next sp; repeat from * around. Join.

Rnd 9: Ch 3, dc in next dc, dc in

sp, * ch 4, sk 1 sc, sc in each of next 3 sc, ch 4, dc in sp, dc in next dc, 2 dc in next dc, dc in next sp, ch 2, dc in same sp as last dc, dc in next dc, 2 dc in next dc, dc in sp; repeat from * around, ending with dc in same place as sl st. Join.

Rnd 10: Ch 3, dc in each of next 2 dc, dc in lp, * ch 9, dc in next lp, dc in each of next 5 dc, dc in sp, ch 3, dc in same sp, dc in each of next 5 dc, dc in lp; repeat from * around. Join.

Rnd 11: Ch 3, dc in next 2 dc, * ch 3, sk 3 ch, sc in next 3 ch, ch 3, sk 1 dc, dc in each of next 5 dc, ch 6, sk next sp and 1 dc, dc in each of next 5 dc; repeat from * around. Join.

Rnd 12: Ch 3, dc in same place as sl st, * ch 3, sc in lp, sc in each of next 3 sc, sc in next lp, ch 3, sk 2 dc, 2 dc in next dc, ch 6, sk next sp and 2 dc, 2 dc in next dc; repeat from * around. Join.

Rnd 13: Ch 3, 2 dc in next dc, dc in lp, * ch 3, sk 1 sc, sc in each of next 3 sc, ch 3, dc in next lp, dc in next dc, 2 dc in next dc, dc in next lp, ch 5, sc in same lp, ch 5, dc in same lp, dc in next dc, 2 dc in next dc, dc in next lp; repeat from * around. Join.

Rnd 14: Ch 3, dc in each of next 3 dc, dc in lp, * ch 9, dc in next lp, dc in each of next 5 dc, dc in next lp; repeat from * around. Join.

Rnd 15: Ch 3, dc in next 3 dc,

(Continued on Page 4)

The WORKBASKET is published monthly by Modern Handcraft, Inc., 2401 Burlington, Kansas City 16, Missouri. Entered as second class matter February 6, 1948, at the Post Office at Kansas City, Missouri, under the act of March 3, 1879. Annual subscription rate \$1.50 in United States and its possessions; \$2.50 in Canada. Six weeks advance notice is required for change of subscription address. Both old and new address must be given and request marked for Circulation Department. Printed in U.S.A. Copyright 1952 by Modern Handcraft, Inc.

(Continued from Page 3)

* ch 4, sk next 3 ch, sc in each of next 3 ch, ch 3, sk 1 dc, dc in each of next 5 dc, ch 5, sc in next lp, ch 5, sk 1 dc, dc in each of next 5 dc; repeat from * around. Join.

Rnd 16: Sl st in next dc, ch 3, dc in same st, * ch 4, sc in lp, sc in each of next 3 sc, sc in next lp, ch 4, sk next 2 dc, 2 dc in next dc, (ch 5, sc in next lp) twice; ch 5, sk 2 dc, 2 dc in next dc; repeat from * around. Join.

Rnd 17: Ch 3, 2 dc in next dc, dc in next lp, * ch 4, sk 1 sc, sc in each of next 3 sc, ch 4, dc in next lp, dc in next dc, 2 dc in next dc, dc in next lp, ch 6, sc in next lp, ch 6, dc in next lp, dc in next dc, 2 dc in next dc, dc in next lp; repeat from * around. Join.

Rnd 18: Ch 3, dc in next 3 dc, dc in lp, * ch 9, dc in next lp, dc in each of next 5 dc, dc in lp, ch 5, sc in same lp, ch 5, sc in next lp, ch 5, dc in same lp, dc in next 5 dc, dc in next lp; repeat from * around. Join.

Rnd 19: Ch 3, dc in each of next 3 dc, * ch 4, sk 1 dc and 3 ch, sc in each of next 3 ch, ch 4, sk 1 dc, dc in each of next 5 dc, ch 6, sk 1 lp, sc in next lp, ch 6, sk next lp and 1 dc, dc in each of next 5 dc; repeat from * around. Join.

Rnd 20: Sl st in next dc, ch 3, dc in same st as sl st, * ch 4, sc in next lp, sc in each of next 3 sc, sc in next lp, ch 4, sk 2 dc, 2 dc in next dc, (ch 5, sc in next lp) twice; ch 5, sk 2 dc, 2 dc in next dc; repeat from * around. Join.

Rnd 21: Ch 3, 2 dc in next dc, dc in next lp, * ch 4, sk 1 sc, sc in each of next 3 sc, ch 4, dc in next lp, dc in next dc, 2 dc in next dc, dc in next lp, ch 6, sc in next lp, ch 6, dc in next lp, dc in next dc, 2 dc in next dc, dc in next lp; repeat from * around. Join.

Rnd 22: Ch 3, dc in each of next 3 dc, dc in next lp, * ch 9, dc in next lp, dc in each of next 5 dc, dc in next lp, ch 5, sc in same lp, ch 5, sc in next lp, ch 5, dc in same lp, dc in each of next 5 dc, dc in next lp; repeat from * around. Join.

Rnd 23: Ch 3, dc in each of next 3 dc, * ch 4, sk 3 ch, sc in each of next 3 ch, ch 4, sk 1 dc, dc in each of next 5 dc, ch 8, sk 1 lp, sc in next lp, ch 8, sk 1 dc, dc in each of next 5 dc; repeat from * around. Join.

Rnd 24: Sl st in next dc, ch 3, dc in same place as sl st, * ch 4, sc in lp, sc in each of next 3 sc, sc in next lp, ch 4, sk 2 dc, 2 dc in next dc, (ch 6, sc in next lp) twice; ch 6, sk 2 dc, 2 dc in next dc; repeat from * around. Join.

Rnd 25: Ch 3, 2 dc in next dc, dc in lp, * ch 4, sk 1 sc, sc in each of next 3 sc, ch 4, dc in sp, dc in next dc, 2 dc in next dc, dc in lp, ch 4, sc in same lp, ch 3, make a 4 tr cluster in next lp, make 3 more tr clusters in same lp, ch 3, sc in next lp, ch 4, dc in same lp, dc in next dc, 2 dc in next dc, dc in next lp; repeat from * around. Join.

Rnd 26: Sl st in next dc, * ch 8, sk 3 sc and 2 dc, sc in next dc, ch 4, sk ch 4 sp, make a 4 dtr cluster in next sp, ch 6, make a 4 dtr cluster in each of next 4 sps with ch 6 between, ch 4 after last cluster, sk 2 dc, sc in next dc; repeat from * around. Join.

Rnd 27: Sl st in next 4 ch, sc in lp, ch 5, sc in next lp, * (ch 8, sc in next lp) 5 times; (ch 5, sc in next lp) twice. Repeat from * around. Join.

Rnd 28: Sl st in next ch 5 lp, ch 4 (for a tr), make 2 tr in same lp for a 3 tr cluster, make a second 3 tr cluster in same lp, * (ch 12, sc in next lp) 5 times; ch 12, make a 3 tr cluster in each of next 2 lps; repeat from * around. Join and fasten off. Starch lightly and press.



“I’m proud to show you mine”

Like most people whose hearing is impaired, she has no wish to be conspicuous by being shouted at. She is proud she found the way to converse with hearing people on an equal basis.

Only when she *purposely* reveals her tiny Sonotone receiver would anyone notice that she’s hard of hearing.

Her reasoning is simple and sound. Why shouldn’t she enjoy better hearing—*when she couldn’t fool anyone about her deafness anyhow?*


Her choice of Sonotone is equally

smart. For a Sonotone is privately fitted to your *individual* requirements from a line of instruments affording over 300 fitting combinations. And from then on it becomes Sonotone’s responsibility to *keep* your hearing at its best.

Learn how greatly *you* can be helped. Send the coupon below for free folder.

SONOTONE

THE SELECT INSTRUMENT—
SELECTIVELY FITTED



SONOTONE, The House of Hearing, Dept. 23, Elmsford, New York


Please send me your free folder, “Some questions you will want answered before buying a hearing aid.”

Name _____

Address _____

Knitted Point Insertion and Edging

Here is an insertion and edging combination which can be used for towels, tablecloths or bed spreads. Use a string weight thread, or finer if desired, and number 1 standard steel knitting needles.



Abbreviations: K (knit); p (purl); O (yarn over); tog (together); sts (stitches).

Insertion—Cast on 24 sts.

Row 1: K 2, O, k 2 tog, k 1, (O, k 2 tog) 4 times, k 7, k 2 tog, O, k 2.

Even rows 2 through 14: K 24.

Row 3: K 2, O, k 2 tog, k 2, (O, k 2 tog) 4 times, k 6, k 2 tog, O, k 2.

Row 5: K 2, O, k 2 tog, k 3, (O, k 2 tog) 4 times, k 5, k 2 tog, O, k 2.

Row 7: K 2, O, k 2 tog, k 4, (O, k 2 tog) 4 times, k 4, k 2 tog, O, k 2.

Row 9: K 2, O, k 2 tog, k 5, (O, k 2 tog) 4 times, k 3, k 2 tog, O, k 2.

Row 11: K 2, O, k 2 tog, k 6, (O, k 2 tog) 4 times, k 2, k 2 tog, O, k 2.

Row 13: K 2, O, k 2 tog, k 7, (O, k 2 tog) 4 times, k 1, k 2 tog, O, k 2.

Row 15: K 2, O, k 2 tog, k 8, (O, k 2 tog) 4 times, k 2 tog, O, k 2.

Row 16: K 5, (O, k 2 tog) 4 times, k 11.

Increase 1 st at the beginning of each even row until there are 12 sts in

row 30 and decrease 1 st at the end of row until there are 4 sts. The increased and decreased sts are separated by (O, k 2 tog) 4 times, in each row.

Uneven rows 17 through 29: K 2, O, k 2 tog, k 16, k 2 tog, O, k 2.


Repeat from row 1 for desired length. Bind off.

Edging—Cast on 38 sts.

Row 1: K 2, O, k 2 tog, k 8, (k 2 tog, O) 4 times, k 3; O, k 2 tog, k 2, (O, k 2 tog) 5 times, k 1.

Row 2 and all even rows through row 16: O, k each st.

Row 3: K 2, O, k 2 tog, k 7, (k 2 tog, O) 4 times, k 4, O, k 2 tog, k 3, (O, k 2 tog) 5 times, k 1.



Row 5: K 2, O, k 2 tog, k 6, (k 2 tog, O) 4 times, k 5, O, k 2 tog, k 4, (O, k 2 tog) 5 times, k 1.

Row 7: K 2, O, k 2 tog, k 5, (k 2 tog, O) 4 times, k 6, O, k 2 tog, k 5, (O, k 2 tog) 5 times, k 1.

Row 9: K 2, O, k 2 tog, k 4, (k 2 tog, O) 4 times, k 7, O, k 2 tog, k 6, (O, k 2 tog) 5 times, k 1.

Row 11: K 2, O, k 2 tog, k 3, (k 2 tog, O) 4 times, k 8, O, k 2 tog, k 7, (O, k 2 tog) 5 times, k 1.

Row 13: K 2, O, k 2 tog, k 2, (k 2 tog, O) 4 times, k 9, O, k 2 tog, k 8, (O, k 2 tog) 5 times, k 1.

Row 15: K 2, O, k 2 tog, k 1, (k 2 tog, O) 4 times, k 10, O, k 2 tog, k 9, (O, k 2 tog) 5 times, k 1.

Row 16: O, k 2, (O, k 2 tog) 5 times, k 19, (k 2 tog, O) 4 times, k 6.

Row 17: K 2, O, k 2 tog, k 19, O, k 2 tog, k 18, k 2 tog, k 1.

Row 18: O, k 1, k 2 tog, (O, k 2 tog) 5 times, k 17, (k 2 tog, O) 4 times, k 7.

Row 19: K 2, O, k 2 tog, k 19, O, k 2 tog, k 17, k 2 tog, k 1.

Row 20: O, k 1, k 2 tog, (O, k 2 tog) 5 times, k 15, (k 2 tog, O) 4 times, k 8.

Row 21: K 2, O, k 2 tog, k 19, O, k 2 tog, k 16, k 2 tog, k 1.

Row 22: O, k 1, k 2 tog, (O, k 2 tog) 5 times, k 13, (k 2 tog, O) 4 times, k 9.

Row 23: K 2, O, k 2 tog, k 19, O, k 2 tog, k 15, k 2 tog, k 1.

Row 24: O, k 1, k 2 tog, (O, k 2 tog) 5 times, k 11, (k 2 tog, O) 4 times, k 10.

Row 25: K 2, O, k 2 tog, k 19, O, k 2 tog, k 14, k 2 tog, k 1.

Row 26: O, k 1, k 2 tog, (O, k 2 tog) 5 times, k 9, (k 2 tog, O) 4 times, k 11.

Row 27: K 2, O, k 2 tog, k 19, O, k 2 tog, k 13, k 2 tog, k 1.

Row 28: O, k 1, k 2 tog, (O, k 2 tog) 5 times, k 7, (k 2 tog, O) 4 times, k 12.


Row 29: K 2, O, k 2 tog, k 19, O, k 2 tog, k 12, k 2 tog, k 1.

Row 30: O, k 1, k 2 tog, (O, k 2 tog) 5 times, k 5, (k 2 tog, O) 4 times, k 13.

Row 31: K 2, O, k 2 tog, k 8, (k 2 tog, O) 4 times, k 3, O, k 2 tog, k 2, (O, k 2) 4 times, O, k 3 tog, k 1.

Repeat rows 2 through 31 for desired length. Bind off.

Monroe FOLDING TABLES



Sold Direct from Factory

Now available for the home. Use them in the dining room when extra company comes, carry them to the porch or yard for picnic suppers or fold and carry the smaller sizes in the car to the picnic grounds. Tables fold flat to 23/8 inches thin for carrying and storage.

FREE CATALOG and DISCOUNTS

Write for beautiful, colored catalog. Shows 54 sizes and types of MONROE FOLDING TABLES, suitable for HOME USE. Also DISCOUNTS direct from factory. Write—

THE MONROE COMPANY, 124 Church St., Colfax, Iowa

Shaped-to-fit PLASTIC FURNITURE COVERS



FREE Catalog!

Shows Lawson, Wing, Club, Sofabed, Platform Rocker, Modern, Sectional, others

Durable Firestone Velon Covers stop dirt from ever reaching your lovely upholstery. Provide year 'round protection against dust, soot, liquids, romping small fry or pets. Keep furniture clean and still let your family use it without keeping after them to "be careful". Transparent, soft, pliable—won't crack or peel.

Chair SIZES As Low As \$3.95


Over 50 "shaped-to-fit" styles for chair and sofas. Don't confuse with shapeless "bag-type" covers. Separate Cushion Covers also available. Lowest prices—money-back guarantee! Easy to order. Free Catalog and Sample of Plastic—write now!
HOUSE of SCHILLER 180 North Wacker Drive Dept. W-6, Chicago 6, Ill.

GREETING CARD SELLERS! HERE'S A NEW WAY TO MAKE BIG MONEY!

Easy extra dollars! Show fresh new decorator-designed decals to friends, neighbors, regular customers! Highest quality. Up to 100% profit. No investment. Dozens of fast-moving assortments. One day "no risk" trial convinces. Send name and address today for full details, catalog, test assortment on approval. Start earning! Write dept. B-6.
DECAL-ART CO., 344 N. LOREL, CHICAGO 44, ILL.

Blue Flower Doily

Use American Thread Company "Star" Mercerized Crochet Cotton, size 30, to make this doily. It measures about 9 inches in diameter; groups of small flowers are arranged between points around the edge of doily. Approximately 150 yards of white, 45 yards of shaded blue, 6 yards shaded yellow for centers, 25 yards for the



green leaves; use a number 12 crochet hook. This doily would be very pretty made in white or cream with colored flowers to harmonize with shade of lamp or other colors in the room.

Abbreviations: Rnd (round); ch (chain); st (stitch); sl st (slip stitch); sp (space); sk (skip); lp (loop); sc (single crochet); dc (double crochet); sdc (short or single double crochet)—this is also known as half double crochet—thread over hook, insert hook in st, thread over and draw through all lps at once; tr (treble)—thread over hook twice and work off 2 lps at a time; tr tr (triple treble)—thread over hook 4 times and work off 2 lps at a

time; cluster—retain last lp of each st on hook, thread over and pull through all lps at once for a cluster.

To begin, with white, ch 6, join with sl st to first ch to form a ring.

Rnd 1: Ch 4 (counts as first tr of 3 tr cluster), * 3 tr cluster in ring, ch 8, repeat from * 4 times, ch 4, tr in tip of first cluster—this brings thread in position for next rnd.

Rnd 2: 4 sc over tr just made, * ch 1, 4 sc, ch 2, 4 sc in next lp, repeat from * 3 times, ch 1, 4 sc in first lp, sc in first sc.

Rnd 3: Ch 6, dc over sc just made, * ch 11, 2 dc with ch 3 between in next ch 2 lp, repeat from * 3 times, ch 11, join in third st of ch 6 first made.

Rnd 4: Sl st into lp, ch 4 for a tr, 2 tr, ch 3, 3 tr in same lp, * ch 5, 2 dc with ch 3 between in center st of ch 11 below, ch 5, 3 tr, ch 3, 3 tr (shell) in next ch 3 lp, repeat from * 3 times, ch 5, 2 dc with ch 3 between in center st of ch 11 below, ch 5, join in 4th st of ch 4 first made.

Rnd 5: Sl st across trs to center of lp between shells, ch 6, dc in same lp, * ch 5, sc in next lp, ch 3, shell in next lp, ch 3, sc in next lp, ch 5, 2 dc with ch 3 between in center lp of shell, repeat from * 3 times, ch 5, sc in next lp, ch 3, shell in next lp, ch 3, sc in next lp, ch 5, join in third st of ch 6 first made.

Rnd 6: Ch 6, dc at base of ch, * ch 3, (dc, ch 3, dc) in next dc, ch 5, sk 1 lp, sc in next lp, ch 5, cluster st over next 3 tr, ch 5, sc in next lp, ch 5, cluster st over next 3 trs, ch 5, sc in next lp, ch 5, (dc, ch 3, dc) in next dc, repeat from * around in same manner, join in third st of ch 6.

Rnd 7: Sl st to lp, * (ch 5, sc in next lp) 3 times, ch 7, (dc in next lp, holding last lp on hook) twice, thread over and work off all lps at one time

(dc cluster st), ch 9, dc cluster st over next 2 lps, ch 7, sc in next lp, ch 5, sc in next lp, repeat from * around in same manner ending row with ch 2, dc in sl st.

Rnd 8: * (Ch 5, sc in next lp) 4 times, ch 11, sc in next lp, ch 11, sc in next lp, ch 5, sc in next lp, repeat from * around in same manner ending row with ch 2, dc in dc.

Rnd 9: * (Ch 5, sc in next lp) 4 times, ch 7, sc in next lp, ch 13, sc in next lp, ch 7, sc in next lp, repeat from * around in same manner ending row with ch 2, tr tr in dc.


Rnd 10: * (Ch 5, sc in next lp) 5 times, ch 7, sk 3 sts of next lp, sc in

next st, ch 9, sk 5 sts of same lp, sc in next st, ch 7, sc in next lp, repeat from * around in same manner ending row with ch 3, tr in tr tr.

Rnd 11: * (Ch 7, sc in next lp) 6 times, ch 7, 2 dc with ch 3 between in center st of next lp, ch 7, sc in next lp, repeat from * around ending row with ch 3, tr in tr of previous rnd.

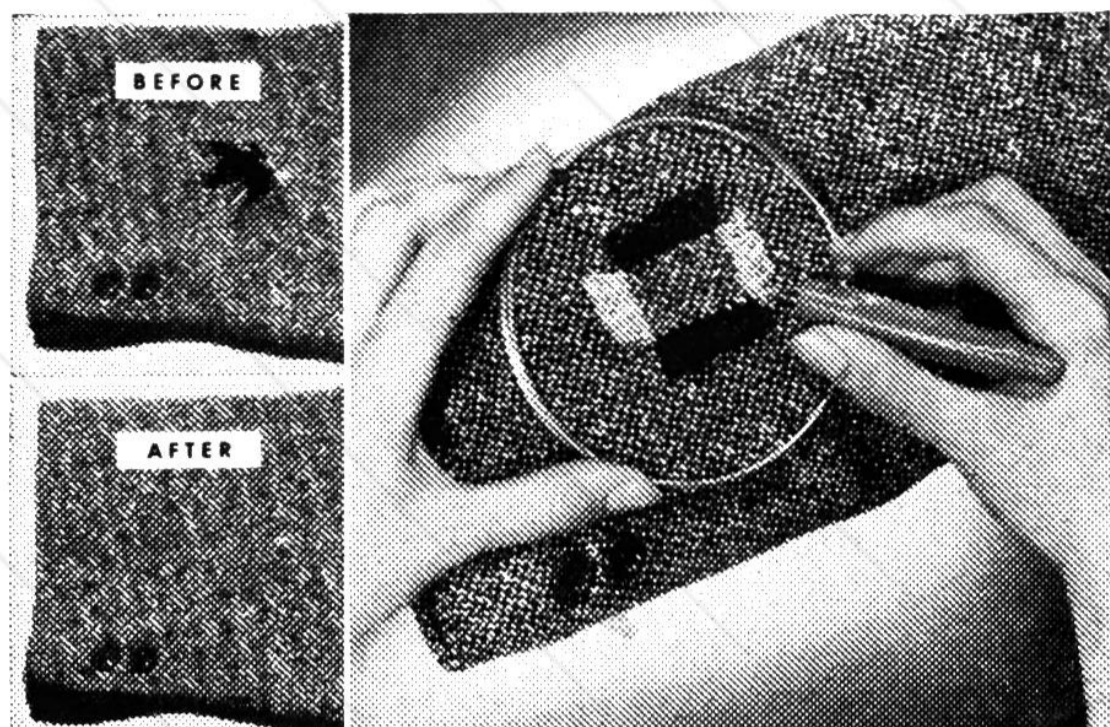
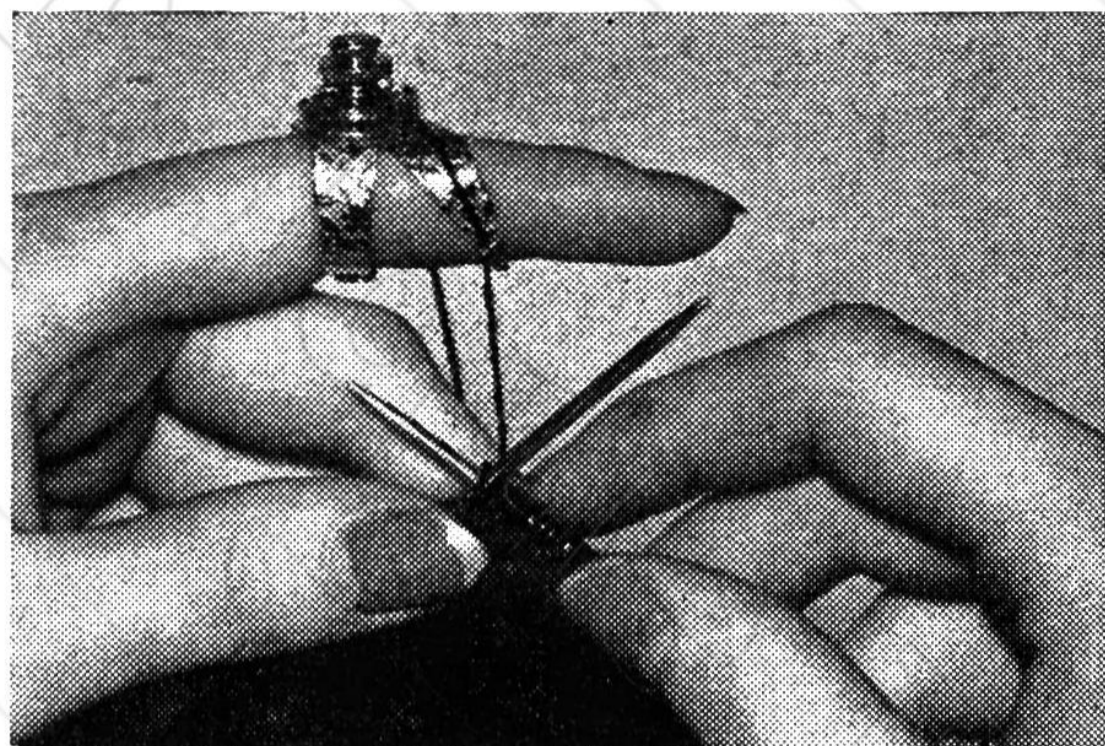
Rnd 12: * (Ch 7, sc in next lp) 6 times, ch 7, 2 dc with ch 3 between in center st of next lp, ch 3, shell in next lp, ch 3, 2 dc with ch 3 between in center st of next lp, ch 3, sc in next lp, repeat from * around in same manner ending row with dc in tr, dc

(Continued on Page 10)



Have You Heard About These

(All merchandise advertised on this page may be purchased direct from the address given in the article.)



NEW—AMAZING "EVENIT" RING. For all knitting and crocheting . . . yes, precision tension control for any needle problem with any yarn! Even the most expert knitters pick up new speed, produce more beautiful work. Beginners learn quicker. Just set the automatic tension control, relax . . . and turn out perfect, even stitches! No more stopping to wind wool on tired, frayed fingers, no more taut nerves. Floral or plain design (mention choice) both gold-plated! Complete instructions. Money back if not thrilled! Only \$1.00. Crane Products Corp., Dept. W6, N.Y. 1, N.Y.

MAKES INVISIBLE MENDING EASY—Now . . . do your own invisible mending easily and quickly with the Wunder-Weaver! If you can't rework the practice patch enclosed—in thirty minutes—your money will be refunded. Easy as a scissors to use. Tweezer-like needles push frayed threads to underside of fabric. Press and presto! Reweaving is invisible! Weaver, hoops, practice patch, and simple instructions only \$2.95 ppd. No COD's please. Carol Beatty Co., Dept. 406, 635 S. Kenmore, Los Angeles 5, California.

(Continued from Page 9)

in third st of first lp.

Rnd 13: Ch 4 for a tr, 2 tr, ch 3, 3 tr over dc just made, * ch 3, sk 1 lp, 2 dc with ch 3 between in center st of next lp, ch 3, sc in next lp, (ch 7, sc in next lp) twice, ch 3, 2 dc with ch 3 between in center st of next lp, ch 3, sk 1 lp, shell in next lp, ch 5, sk 1 lp, shell in shell below, ch 5, sk 1 lp, shell in next lp, repeat from * around in same manner ending rnd with ch 2, dc in 4th st of ch 4.

Rnd 14: Ch 6, dc at base of ch, * ch 3, shell in next shell, ch 3, sk 1 lp, shell in next lp, ch 3, sk 1 lp, * (2 dc with ch 3 between in center st of next lp, ch 3) twice, (sk 1 lp, shell in next lp, ch 3) twice, 2 dc with ch 3 between in center st of next lp, ch 3, shell in next shell, ch 3, 2 dc with

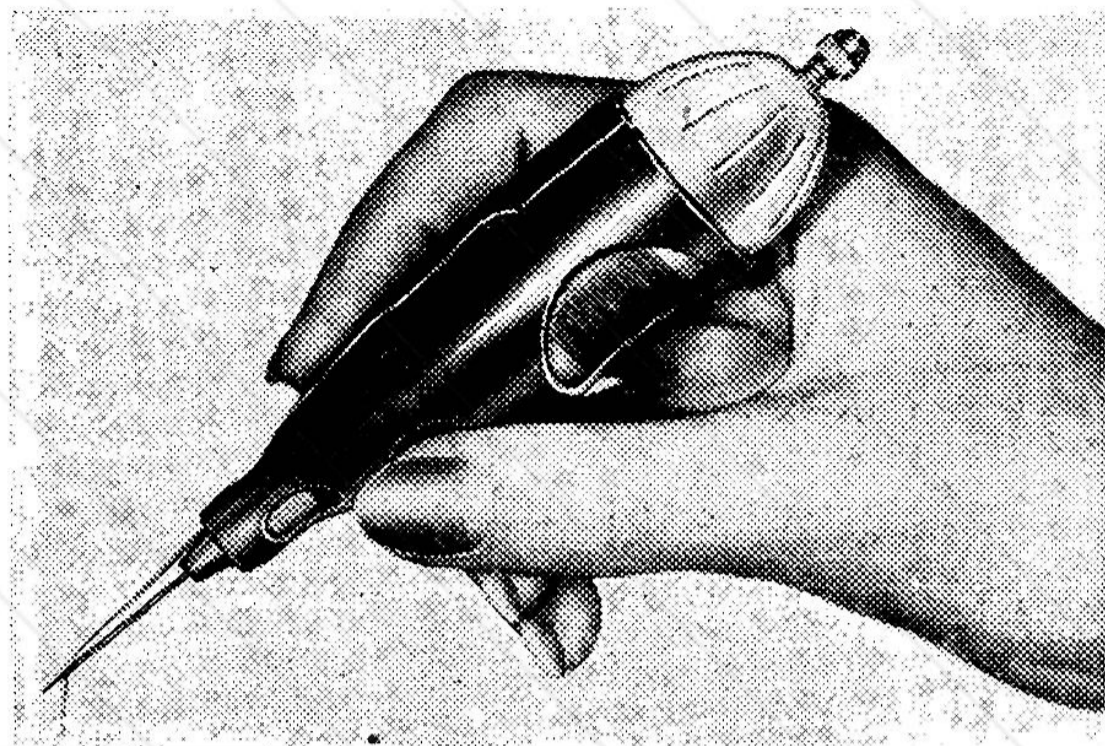
ch 3 between in center st of next lp, repeat from * around in same manner ending rnd with ch 3, join with sl st in third st of ch 6.

Rnd 15: Sl st into lp, ch 4, 2 tr, ch 3, 3 tr in same lp, * (ch 3, sk 1 lp, shell in next shell) twice, (ch 1, sk 1 lp, shell in next lp) 3 times, (ch 3, sk 1 lp, shell in next shell) 4 times, repeat from * around in same manner ending rnd with ch 3, join with sl st in third st of ch 4.

Rnd 16: Sl st across to center of shell, ch 4, (2 tr, ch 3, 3 tr) in same lp, * (ch 3, sk 1 lp, shell in next shell) twice, ch 3, sc in center of next shell, ch 7, sc in center of next shell, ch 3, shell in next shell, (ch 3, sk 1 lp, shell in next lp) 4 times, repeat from * around in same manner ending rnd with sl st in 4th ch of ch 4.

Items Suggested to Aunt Ellen

(All merchandise advertised on this page may be purchased direct from the address given in the article.)



EXCELLENT, DETAILED DIRECTIONS on how to sell your hobby products will appear soon in Profitable Hobbies magazine. Helpful guide to pricing, display, packaging and actual selling of handcraft items. Send now for exciting 5 month subscription to Profitable Hobbies . . . only \$1.00 . . . to be sure of getting this valuable copy. (Extra, if prompt—brand new book filled with more than 173 ways to make money at home, free). Mail your name and address, with one dollar to: Profitable Hobbies, 763 Hobbies Bldg., 2401 Burlington, Kansas City 16, Mo.

GREATEST INVENTION Since the Needle! Now, do a professional sewing job at home in half the time. Sew a beautiful, invisible blind-stitch hem without rethreading. Magic Stitcher holds a complete spool of thread. Do hemming, tailor-tacking, applique, basting, shirring, smocking. Uses regular or elastic thread. Light (1 oz.), fits palm of your hand. Completely illustrated sewing booklet included free. \$2.95 postpaid (please, no COD's.) Money back if not delighted. Write Albin of California, Rm. 206, 1401-21 W. 8th St., Los Angeles 17, Cal.

Rnd 17: Sl st to center of shell, ch 4, 2 tr, ch 3, 3 tr in same lp, * ch 7, sk 1 lp, sc in next lp, (ch 7, sc in next lp) 8 times, ch 7, sk 1 lp, shell in next shell, (ch 3, shell in next shell) twice, repeat from * around in same manner, join in 4th st of ch, cut thread.

Flower: With yellow, ch 2, 10 sc in second st from hook, join with sl st.

Rnd 2: Ch 3, sk 1 sc, sc in next sc, repeat from beginning 4 times, cut thread.

Rnd 3: To begin petal, join blue in any lp and work 5 sc in same lp, ch 1, turn.

Rnd 4: 2 sc in each sc, ch 2, turn.

Rnd 5: Sdc in same sp, 2 dc in next sc, 2 tr in each of the next 6 sc, 2 dc in next sc, 2 sdc in next sc.

Without cutting thread work 4 more petals in same manner, join in first sc, cut thread.

Work 2 more flowers in same manner, joining third flower to first and second flowers as follows: Complete 1 petal, and work first 2 rows of next petal.

Rnd 3: Sdc in same sp, 2 dc in next sc, 2 tr in each of the next 3 sc, sl st in corresponding st of any petal of first flower, complete petal, work another petal, join next petal to any petal of second flower in same manner, complete remainder of flower. Work 4 more groups of 3 flowers each in same manner.

Finishing: Join green in third st of first ch 7 lp to left of center shell of any point on doily, * ch 4, 2 tr in same lp, (with right side of flowers toward you) ch 1, sl st in second tr of second free petal of outer flower as shown in photograph, ch 1, tr in same

(Continued on Page 12)

(Continued from Page 11)


lp of doily, ch 4, sl st in same lp, ch 5, sl st in next lp, ch 5, sl st in center of next petal on same flower, (ch 5, sl st in next lp) twice, ch 4, 2 tr in same lp, ch 3, sl st in last tr for p, tr in same lp, ch 4, sl st in same lp, ch 5, sl st in next lp, ch 3, sl st in middle of single free petal of center flower, ch 3, sl st in next lp of doily, ch 5, sl st in next lp, ch 4, 2 tr in same lp, p, tr in same sp, ch 4, sl st in same lp, ch 5, sl st in next lp, ch 5, sl st in center of next free petal of third flower, ch 5, sl st in next lp of doily, ch 5, sl st in next lp, ch 4, 2 tr in same lp, ch 1, sl st in second tr of next petal of last flower, ch 1, sl st in top of last tr, tr in same lp, ch 4, sl st in same lp, ch 5, sl st in center of next shell, ch 4, 2 tr in same shell, p, tr in same shell, ch 4, sl st in same shell, ch 5, sl st in next lp, ch 5, sl st in next shell, (ch 4, 2 tr, p, tr, ch 4, sl st) in same shell twice. Ch 5, sl st in next lp, ch 5, sl

st in next shell, ch 4, (2 tr, p, tr, ch 4, sl st) in same lp, ch 5, sl st in third st of next lp, repeat from * all around in same manner ending row to correspond, cut thread.

Stretch and pin right-side-down on flat surface. Steam and press dry through a damp cloth.

Bleeding Heart Edging

Everyone loves the delicate beauty of bleeding hearts in the flower garden and they are equally attractive when made into a crocheted edge. It is fine for handkerchief trim, towels or doilies. Use size 30 crochet cotton and number 10 or 11 steel crochet hook.



Abbreviations: Ch (chain); st (stitch); dc (double crochet); sl st (slip stitch); lp (loop).

Ch 6, sl st to form ring.

Row 1: Ch 5, dc in ring, (ch 2, dc in ring) twice, turn.

Row 2: Ch 5, dc over last ch 2 lp, (ch 2, dc in same lp) twice, turn.

Row 3: Ch 5, dc over last lp, (ch 2, dc in same lp) twice, ch 2, (8 dc, ch 2, 8 dc) in next lp, sk 2 sts, sl st in next st, sl st in next ch lp.

Row 4: Ch 8, sl st in ch 2 between 8 dc groups, (ch 5, sl st, ch 7, sl st, ch 5, sl st) in same ch 2, ch 8, sl st in next ch 2, ch 5, dc in next ch lp, (ch 2, dc in same lp) twice, turn. Repeat from row 1 for length desired.

When edge is length desired, complete row 4, and working into ch 5 lps, * ch 7, sl st in next lp, repeat from * across. Fasten off.

MATERNITY STYLES WRITE FOR FREE CATALOG

Shop by mail and save! Exclusive maternity style house offers fashions by top designers, \$2.95 to \$22.50. Morning, afternoon & sports wear; maternity suits, corsets & lingerie. (Catalog mailed in plain envelope.)

SUMMER FASHIONS **CRAWFORD'S**
DEPT. 39, 729 BALT. AVE.
Kansas City 6, Mo.

NYLONS \$2.50 DOZEN!!

... We have a limited quantity of Ladies' Factory Second Nylon Hosiery—priced for quick disposal at only \$2.50 per dozen pairs, postpaid! All are sheer and full fashioned. Copies of our latest confidential wholesale price lists included with every order. Buy your hosiery direct for incredible savings!

CONNELLY HOSIERY CO.
Box 284 Lynn 41, Massachusetts

NEW LOW PRICES

YARNS Latest Novelty Yarns for Stoles, Sweaters, Etc.


Send 10c to Dept. W for big sample and color card (refunded with first order).

WONOCO YARN CO., 371 GRAND ST., NEW YORK 2.

Spoke Pan Holder

Use odds and ends of thread to crochet this pan holder. Thread of string weight was used in the sample; use number 8 or 9 steel crochet hook. It measures about 7½ inches in diameter.

Abbreviations: Ch (chain); st (stitch); sc (single crochet); sk (skip); sp (space); lp (loop); sl st (slip stitch); dc (double crochet); rnd (round).



Chain 7, join in first st to form a ring.

Rnd 1: Ch 3 (for a dc), make 17 dc in r. Join with sl st.

Rnd 2: Ch 6 (for a dc and a ch 3), * sk 3 dc, work 3 dcs between dcs of rnd below, ch 3, repeat from * for 6 open sps, join in third ch of ch 6 first made.

Rnd 3: Ch 3 (for a dc), 2 dc in sp, ch 3, 3 dc in same sp, * ch 2, shell of 3 dc, ch 3, 3 dc in next sp, repeat from * around and join.

Rnd 4: Sl st to center of shell, * shell in shell, ch 2, dc between shells, ch 2, repeat from * around, join.

Rnd 5: Sl st to center of shell at beginning of each rnd, * shell in shell,

ch 2, dc in sp below, dc in dc, dc in next sp, ch 2, repeat from * around, join.


Rnd 6: * Shell in shell, ch 2, dc in sp, dc in each of 3 dcs, dc in next sp, ch 2, repeat from * around, join.

Rnds 7, 8, 9, 10: These rnds are worked same as previous rnds, increasing the dc group between shells to 7, 9, 11, 13 dcs.

You may continue for more rnds to make a larger size for a hot dish mat if you wish.

Make a second piece for back the same size. Hold the two pieces together, and sc around. Dc in each sc between shell panels, ch 7, dc back in same sc, continue the dcs around, making the ch 7 lp over center of each shell. Work another rnd of dcs, over each ch 7 lp, ch 3, sc in ch-7 lp, ch 3 and continue dcs. Join and fasten off.

DISCOVERED BY OVER 850,000 PEOPLE



AN EASY WAY TO LEARN MUSIC!

YES, 850,000 people turned to this famous home-study Course to make their dream come true! Even if YOU don't know a note now, you can learn to play YOUR favorite instrument quickly, easily. No boring exercises. Play delightful pieces RIGHT AWAY—from very first lesson. Only few cents per lesson.

FREE BOOK and Free Lesson-Sample

Send postcard for them NOW. See for yourself how EASY it is. No obligation. No salesman will call. **U. S. SCHOOL OF MUSIC, Studio B676, Port Washington, N. Y.**



BE A Nurse

MAKE \$50-\$60 A WEEK

You can learn practical nursing at home in spare time. Course endorsed by physicians. Thousands of graduates. 53rd yr. One graduate has charge of 10-bed hospital. Another saved \$400 while learning. Equipment included. Men, women 18 to 60. High school not required. Easy tuition payments. Trial plan. Write today.

CHICAGO SCHOOL OF NURSING

Dept. 526, 41 East Pearson Street, Chicago 11, Ill.

Please send free booklet and 16 sample lesson pages.

Name _____
City _____ State _____ Age _____

Here's That Sunbonnet

Sunbonnets and more sunbonnets! Make 'em to match your housedresses, your gardening outfits, even your sports clothes or your square dance costumes. Here's one that opens flat for easy ironing and it's so very easy to make. Two-thirds of a yard of average material will be enough.


The proportions shown on the chart should remain, but the scale may be varied to suit the size you plan—two and a quarter inches for each



GET INTO

TOYS

BIG MONEY. SHOW FREE TOY—
GIFT LINE. TAKE ORDERS. POCKET
JUICY PROFITS. STYLECO,
Dept E250, CINCINNATI 10, OHIO



ADJUSTABLE
**HANDY
HOOKS**
\$1.00
POST
PAID
for set
of 2



A hanger with 6 sliding hooks. Handy in the kitchen, pantry, laundry, utility room. Holds pots, pans, cups, tools. Has many other uses. Convenient . . . neat . . . serviceable . . . permanent.

Send for FREE gift catalog.

EVERGREEN STUDIOS • BOX 846 • CHICAGO 42, ILL.

Women! MAKE EXTRA MONEY

FOR YOURSELF OR ORGANIZATION



OVER
150
FAST
SELLERS

21
Cards
\$1



Sewing
Kit \$1

Sell Big Value
CHRISTMAS and ALL-OCCASION
CARDS, STATIONERY, GIFTS

To Friends, Neighbors, Others

Take easy orders—make up to 100% PROFIT. Show 7 leading 21-card \$1 Christmas and All-Occasion boxes. Religious and novelty cards. Gift Wrappings, Ribbons, Napkins, Animated Books. Unusual Sewing Kits. New gift items galore.

No Experience Needed

Thousands succeed. WRITE TO-DAY for actual SAMPLES On Approval, Special Offers and Bonus plan.

WRITE TODAY
FOR SAMPLES

HEDENKAMP & CO., Inc.

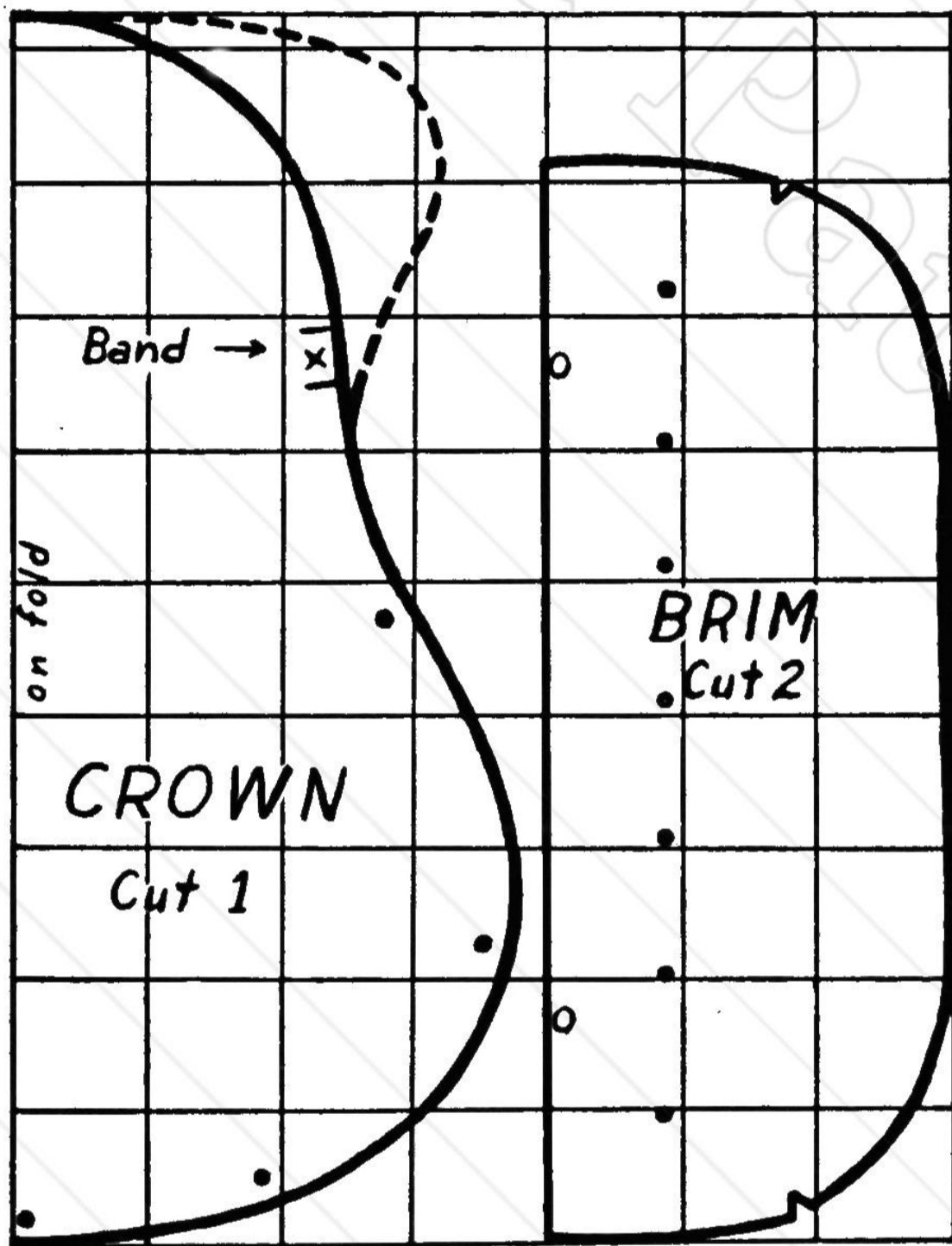
361 Broadway, Dept. WB-21, New York 13, N. Y.

square will come out about right for the bonnet for an adult. The straight side of the brim should measure 18 inches and the crown piece should be 20 inches long and 16 inches at the widest point—enlarge the scale accordingly. For a child's bonnet, make the squares smaller.

Face the crown piece all around with a bias strip cut an inch and a half wide. Then sew a bias casing at X for drawstrings; work an eyelet in the center of casing and fasten strings at the side seams; later, tie them at center.

Cut an interfacing of heavy muslin


and stitch with both brim pieces. Turn right side out and stitch around curve—as many rows as desired. Whip the straight edge. If you wish a light-weight slat type brim, it can be done with long emery boards from the manicure goods section. Use these stiff boards as slats, slipping them into channels that are stitched crosswise just outside a penciled outline of the emery boards; leave one end open so the “slats” may be removed for laundering.



SUN BONNET PATTERN

Sew snaps or buttons at dots. From O to O, sew, snap or button a band about a half inch wide by 8½ inches long, to be a stay to keep the bonnet from slipping forward.

The curved outer edge, as well as tie ends, if you wish them, may have lace or embroidery trim. Broken line on chart shows optional shape for neck, if you want more protection from the sun.



At Last I Can Hear Again

Oh, what a blessing to come out of that lonely world of silence . . . to enjoy music, movies, church and social life again as I hadn't done for years! How grateful I am for the helpful FREE book that showed me how to hear again with such amazing clarity and ease. Why don't you find out if it can help you too? No cost...no obligation. Just mail the coupon.



Beltone

QUALITY HEARING AIDS

Individually Fitted—Personal Service

BELTONE HEARING AID CO.

Dept. 4126, 1450 W. 19th St., Chicago 8, Ill.

Mail for FREE BOOK

Beltone Hearing Aid Co. — Dept. 4126,
1450 W. 19th St., Chicago 8, Illinois
Please send me, without obligation, a
FREE copy of your new book that tells
about the latest electronic way to over-
come hearing loss.

Name.....

Address.....

Town.....State.....

Nylon Corsages

Fashion your own favorite flower into a corsage of delicate beauty, from discarded nylon hose. Department stores and gift shops are featuring just such flowers today for a fancy price.



They come in many colors and arrangements; they are easy to make and the cost is small. You may find this flower making venture so interesting that you will want to make some to sell to friends and neighbors for extra pin money. People will, no doubt, be glad to donate discarded sheer nylon hose; the more sheer the hose, the prettier the flowers are. Additional material can be purchased from a local variety store or hardware store.

You will need some clorox, a color remover, packages of commercial dye in the various desired colors; centers or stamens for flowers (these you can make); very fine copper or brass wire or copper screen wire; small fine wire which comes on spools or in short lengths; dark green rubber tape or florist tape as it is often called; artificial

leaves if you decide against making them; a bit of ribbon for a bow. The centers are often made of small beads, sequins, or silk thread. Green embroidery floss or yarn can be used to wrap stems if florist tape is not available.

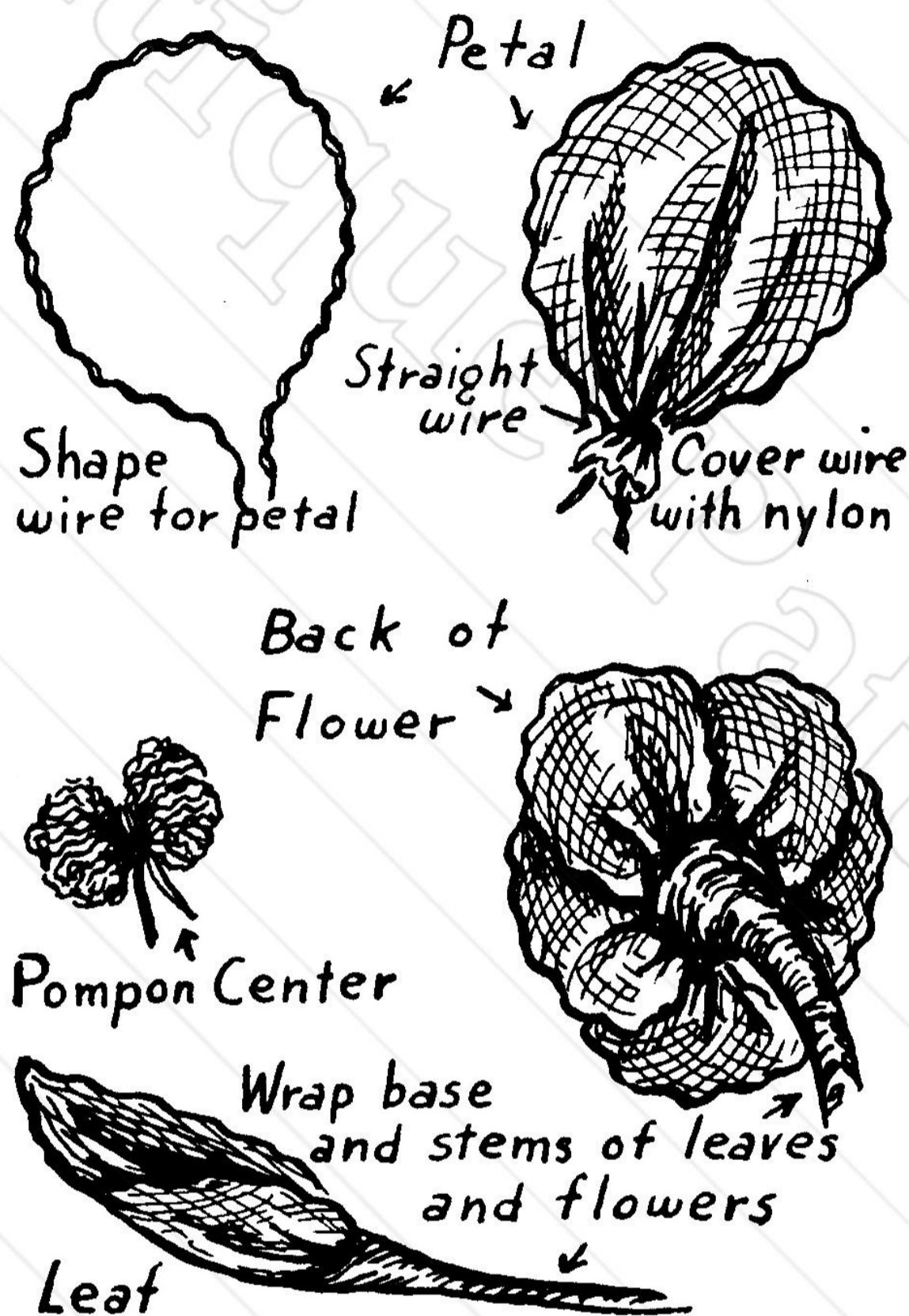
First take the color out of the hose with clorox or a commercial color remover. If clorox is used, make a strong solution of it and cold water in a fairly large kettle. Place hose in this solution and put on stove; bring to a boil. Guard against putting too many hose in at once. If the color is not coming out satisfactorily, add more clorox, it will not harm the nylon. The color produced will not be a pure white, but a light off-white with a gray or yellowish tint. The hose must be rinsed several times to remove the clorox. The more color that is removed from the hose, the better the hose will dye. If you use one of the regular color removers on the market, simply follow the directions on the package.

You are now ready to color the hose any desired shades. After you have selected the colors that you wish to use to make nylon flowers, use the dye according to the directions on the manufacturer's box.

Try dyeing two or three pair of hose in a dark dye, then put more hose in the same dye, leave a shorter length of time, and the tint will be lighter. A very pretty shaded corsage can be made by using shades of one color. For a pansy, dye some purple, light purple and lavender, use all shades in one flower. Two shades of yellow would be very effective with some petals lavender and purple.

Remember to dye some green for leaves and foliage. The tops may be cut and used for this, since they are

slightly heavier, or for contrast use some sheer and some heavy. Dye a few tops black and brown for centers; the tops also make interesting looking petals, specially when they have a drop stitch effect.



After the hose are dyed, cut the hose so that each lies flat. Remove the seams by carefully cutting along each

side. Save these for centers. Perhaps next you should ravel the screen wire, separating the crinkle from the straight. The crinkle is used for petals and straight for stems. Very fine wire can be used rather than screen wire if you prefer.

Now you are ready to start a corsage. Any desired flower can be made by shaping the petals. It is wise to choose a small, simple flower to experiment with at first. Seed catalogs are a good source in finding shapes of various flowers and leaves. After petal is formed, wrap end of wire tightly at the base of loop. You can cut the hose into small pieces that will fit over the petal shaped wire, or simply use from the hose and cut off as each petal is made. Stretch hose as tightly as possible over wire, draw together at the base with slight gathers, wrap a piece of straight wire at base over these gathers to hold them. Cut off excess nylon below, then continue to twist the wire to make stem wire of desired length. Make any desired number of petals.

Centers of the flowers can be made from the seams, raveled threads of foot, beads, silk thread, sequins or from stamens that you can buy at craft

(Continued on Page 18)

MAKE THE FAMOUS TINTEX FLOWERS AND CORSAGES FROM YOUR DISCARDED NYLON STOCKINGS

MANY WOMEN SELL THEM FOR AS MUCH AS \$2.50 A CORSAGE!

Easy, fascinating! But be *sure* to use *All-fabric* Tintex Dyes. They come in so many colors—over 50—they dye Nylon *exquisitely*—and they are a *super* value. Only 15¢ for a full oz., 20¢ for 1½ oz. No *finer* dye at *any* price!

Send for free illustrated Tintex flower leaflet to Tintex, Dept. H, 485 Fifth Ave., New York 17, N. Y.

All-fabric TINTEX

Tints & Dyes • World's largest selling

Dyes every fabric: NYLON • "CELANESE" • ACETATE • RAYON • ARALAC COTTON • SILK • WOOL • LINEN and all mixtures (Not For Glass or Metal Fibres)

(Continued from Page 17)

or art stores. Fold the stocking seams in about one-half inch loops, forming five or six loops, tie in center with wire. Pompon centers can be made with the raveled threads by folding

threads back and forth many times, wrap wire through center and tightly twist, then trim and shape. The threads curl up and form a natural looking center. If you like, you may wish to pull a piece of hose over this. Beads or sequins can be strung on straight wire to form different looking centers. Silk thread is doubled over and over in the same manner the seams and raveled threads are.

BEFORE		AFTER
	Be An Invisible Re-Weaver	

MAKE BIG MONEY AT HOME

Earn over \$20 daily, full or part time—repair cuts, tears, burns in clothing or any fabric so damage can NOT be seen. BIG demand, big profit, uncrowded field. Complete low-cost home-study course including lifetime equipment. Easy-to-learn, pay-as-you-earn—can mean lifetime income. Write for free details today—now.

FABRICON COMPANY DEPT. F-8
8342 S. Prairie Ave., Chicago 19, Ill.

700 NEW BUTTONS ONLY

Beautiful, HIGH QUALITY buttons, ideal for dresses, shirts, etc. All colors, designs, sizes, including dozens of matching "sets." BIG BARGAIN! "Left overs" from America's expensive garment makers. SEND NO MONEY—pay postman \$1.00 plus postage and C.O.D. fee. Or send \$1.00 plus 25c for postage and handling. Satisfaction Guaranteed. GRANDMA GOODWIN, Dept. G51R, GIRARD, ILLINOIS

WEAVERS Write for low prices — carpet warp, rug filler, looms, parts, and

inexpensive beam counter. If you have a loom, give make and width please.

OR. RUG COMPANY
DEPT. 6294 LIMA, OHIO

PHOTOS COPIED
20 WALLET SIZE DELUXE PRINTS **\$1.00**
Original Picture Returned

SEND ANY SIZE PHOTO OR NEGATIVE THREE SEALED IN PLASTIC \$1.00 EXTRA
FEDERAL WALLET SIZE PHOTO CO.
P. O. BOX 2448, DEPT. B KANSAS CITY 6, MO.
(NO C.O.D.'s PLEASE)

300 Name & Address Labels 50¢

 **JUMBO SIZE LABELS**—About Twice the size of above labels —up to 5 lines of bigger type. In handy Pad form—300 Jumbo Labels for 75c.

TOWER PRESS, Inc., Box 591-NBZ, Lynn, Mass.

The leaves are made exactly like single petals, except the shape of the loop in the wire is more oblong and of course, use green.

Arrange petals around a center, tie at base. Now with green florist tape or embroidery floss, begin winding it around the base of flower, add leaves to flower stems or on a separate stem of their own. Twist the ends of stems in curls, leave straight, or add a ribbon bow.

When the flowers become soiled, dip in warm sudsy water, rinse, shake and dry. Or if they become mashed, they can easily be put in shape again.

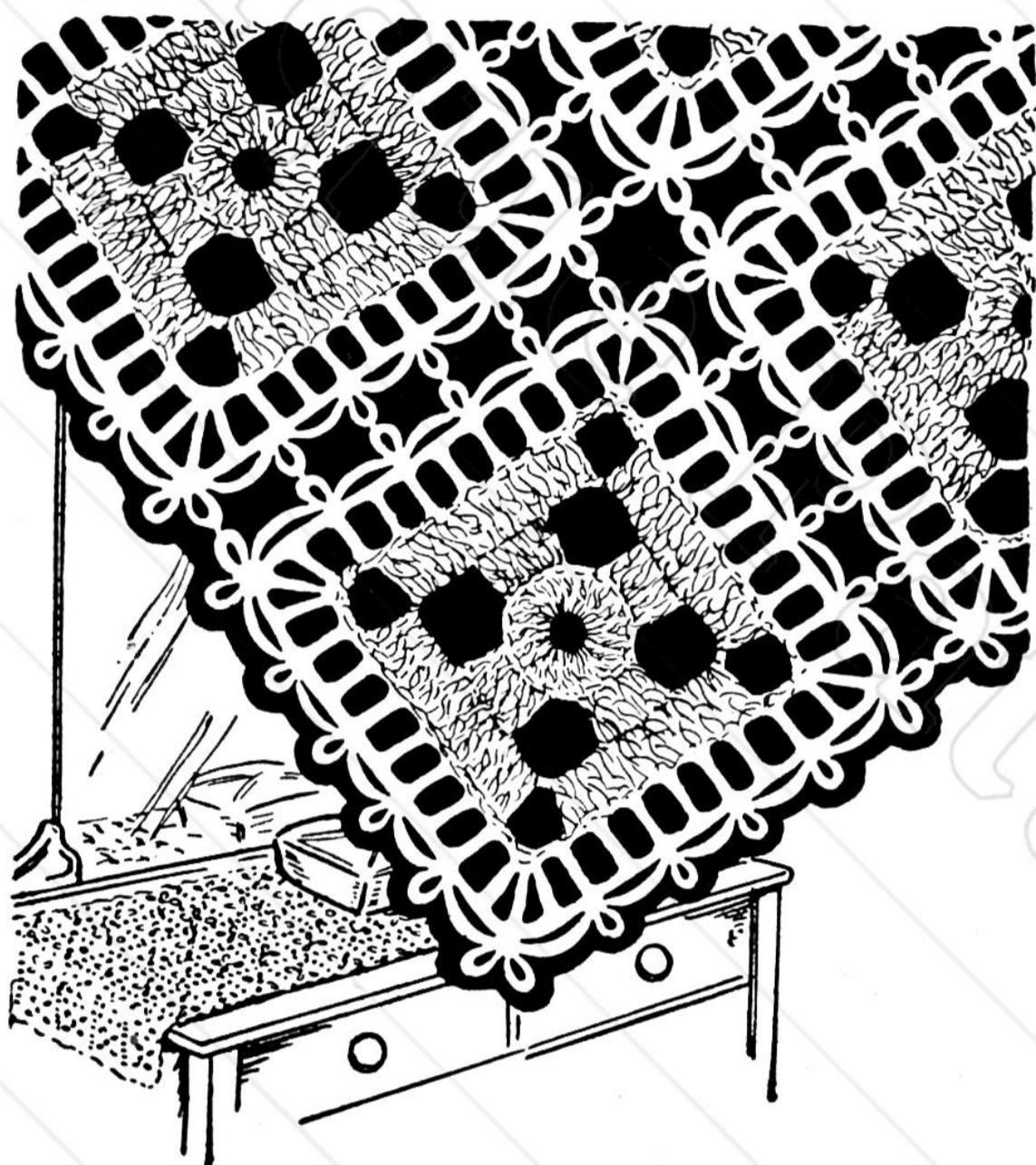
Small flowers can be worn at neckline of blouse or dress. The larger ones on coats. They make nice gifts as well as good bazaar items, and who does not have a lot of old nylon hose that are ready to discard?

Crocheted Medallion

Simple and easy to make. That's the formula for this medallion which can become a chair or vanity set, table runner or scarf. It would be nice worked in variegated thread; or plain colors that harmonize with your color scheme would be attractive. A number 9 hook and about string weight thread makes a nice weight chair set; perhaps a finer thread and hook would be more desirable for a runner or scarf. The

size of each medallion will vary with the thread and hook used.

Abbreviations: Ch (chain); st (stitch); sl st (slip stitch); dc (double crochet); lp (loop); sp (space) sk (skip); rnd (round).



To begin, ch 8, join with sl st in first st to form a ring.

Row 1: Ch 3 for first dc, 23 dc in ring (24 dc in all), join with sl st.

Row 2: Ch 3 for first dc, dc in each of next 3 dc, * ch 9, sk 2 dc, dc in each of next 4 dc, repeat from * twice, ch 9, join with sl st in third st of ch 3 first made.

Row 3: Ch 3, dc in each of next 3 dc, * make (4 dc, ch 5, 4 dc) over ch-9 lp, dc in each of next 4 dc, repeat from * twice, (4 dc, ch 5, 4 dc) over last ch-9 lp, join with sl st.

Row 4: Ch 4, * sk 1 dc or st, ch 1, dc in next dc or st, repeat from * around block, making 3 such sps in each corner st, join with sl st.

Row 5: Ch 4, sk 1 dc, sc in next dc, ch 3, sl st back in same place

(a 3-ch p made); continue around block, making 2 ps at each corner.

Make the second and all medallions in same manner, joining pairs by the ps.



BABY SHOES Preserved on PICTURE FRAME

Baby's precious shoes preserved in metallic bronze-like finish together with photo on handsome 8 x 10 picture frame. **ONLY** Baby's first name engraved IN **\$5.95** GOLD! 3-16 in. plate glass for photo supplied. Magnificent lifetime keepsake! **Send No Money!** Mail shoes & name. Pay postman plus postage on delivery. Satisfaction guaranteed. **Duramic Products, Dept. F-22** 1493 Clybourn, Chicago 10, Ill.

I'LL **PAY** YOU TO "GIVE AWAY" **NYLONS AT 49c!**

REPLACEMENT OR REFUND OF MONEY
Guaranteed by Good Housekeeping
IF NOT AS ADVERTISED THEREIN

Did you ever hear of first quality full fashioned nylon stockings at 49c a pair? Yet, that's all they cost if they run or snag within guarantee period up to **THREE WHOLE MONTHS!** I'll pay you advance cash plus 40% bonus just for writing orders in spare time! We deliver and collect.

FREE SAMPLE STOCKING!

I'll give you sample stocking and everything else necessary absolutely **FREE!** I'll even pay the postage. What's more, you need promise nothing. The whole outfit is yours, no obligation. If you don't make enough money, just throw it away!

I don't care if you are 18 or 80—if you can spare one hour or 50 hours a week. Man or woman—spare or full time—**YOU** can make a steady cash income that can solve all your money problems. Just mail postcard with name and address to:

Michael H. Kent, President
KENDEX CORP., BABYLON 265, N.Y.



Women Who Make Cents

The WORKBASKET will pay \$2 for each short article accepted for this department. Material should concern specific women who have found ways to add to the family income. Address all contributions to Women Who Make Cents, The WORKBASKET, 2401 Burlington, Kansas City 16, Mo. No contributions to this department will be returned.



Ribbons

BARGAIN BOXES. Riot of colors. Gorgeous variety Satin, Moire, Plaid, etc. All new, 1 to 5-yd. pieces. 1/4" to 3" wide. Exquisite variety, Lace, Eyelet Embroidery and Trimmings. 2-yd. lengths, 1/2" to 2" wide—\$3 value. Sent Postpaid or C.O.D. plus postage. Money Back Guarantee.

70 yds. \$1
175 yds. \$2
Free Catalog

Lace
20 yds. \$1.00

WOTRING CO., Catasauqua 71, Pa.

Hand Dressed Dolls

I do quite a bit of baby sitting and have turned the hours after the babies are tucked into bed into a profitable occupation as well as pleasure. I



crochet complete outfits for all sizes of dolls, ranging from the small two or three inch unbreakable doll, to the large ones. I try to dress them as some story book character. So far I have made Bo Peep dolls, little Red Riding Hood, nurse in uniform, a bride doll, a Dutch girl dressed in blue with a white apron and white Dutch cap. Buy the size doll you wish to dress, then make cap or hat, dress, panties and bootees, and make crocheted ties on all garments, so the doll can be easily dressed and undressed. The price range varies from 50 cents to \$4, according to original cost of doll and materials, but a fair scale is about three times the cost of materials. You will have fun dressing the dolls and the

MEND as you IRON

WITHOUT NEEDLE and THREAD

NEW PLASTIC TAPE! Mends without sewing, as you iron! Quickly, easily, mends holes, tears, snags, worn spots in shirts, blouses, coats, dresses, trousers, underwear, hosiery, bedsheets, towels, tablecloths, etc. Mends are smooth and neat. No lumps. Will not come off; stands washing, dry-cleaning. Save many hours of tedious mending & darning. Save money! **Sells like wild!**

SAMPLES for TRIAL Sample offer sent immediately to all who send name at once. A penny postal will do. **Send no money, just your name.**

KRISTEE CO., Dept. 1678
Akron 8, Ohio



Learn Shellcraft - It's Fun!
EARN EXTRA MONEY! BIG
BEGINNER'S KIT

Learn a fascinating hobby that will earn you extra dollars. Beginner's Kit with material for colorful brooches, earrings, place cards, barrette, etc., instructions, and REAL shell flowers to copy. Biggest kit on the market \$3.50 postpaid.

NEW GIANT CATALOG—Hundreds of kits in shellcraft, dresdenware, sequins, plastics, rhinestones, etc. Send 25c today.

SHELART, 3203 6th St. So., St. Petersburg, Fla.

young girls really enjoy clothes that can be easily put on and off the dolls.

Rose Koni.

Money from Mitts

Last fall I ran across the idea of knitted dust mitts for shower gifts. These with an original bit of verse solved the gift problem. When my friends saw these mitts they asked me to make some for them. I did this and so began quite a profitable craft since the mitts sell for \$1 each. I knit a plain thumbless mitten with a two-inch ribbed cuff and the rest stockinette stitch (about ten inches in all). I tie onto these knitted mitts six-inch yarn threads into the stitches. This gives the same appearance as an oil mop. Cotton rug yarn is used and with a variety of colors and designs very attractive dust mitts result. The orders come in so fast that I have had to ask a friend to help me out with the tying in of the yarn.



Mrs. Ernest Brown

Dishes Filled With Jelly

I buy attractive but inexpensive pitchers, sugar bowls, vases or unusual cups and saucers, often at sales for as little as 7 to 15 cents. I fill them with home made jellies, jam or relish, cover with wax and label. I wrap them attractively in cellophane paper and tie with narrow ribbon. I ran a small advertisement in my local newspaper a few times, told my friends about them and asked two or three stores to handle them. Soon I had a year around petty cash business. My china pieces sell for 35 to 65 cents filled and wrapped. They are popular as gifts on all occasions.



Mrs. Sarah D. DeLoach

WHY DON'T YOU WRITE?

Writing short stories, articles on children's activities, homemaking, needlework, local, club and church activities, etc., will enable you to earn extra money. In your own home, on your own time, the New York Copy Desk Method teaches you how to write the way newspaper women learn—by writing. Our unique "Writing Aptitude Test" tells whether you possess the fundamental qualities essential to successful writing. You'll enjoy this test. Write for it, without cost or obligation.

NEWSPAPER INSTITUTE OF AMERICA
Suite 5342-H, One Park Ave., New York 16, N.Y.

How I Added to John's "Take-Home" Pay Check— —mostly with my telephone!

We were getting along fine until tax deductions kept eating deeper and deeper into John's pay check. Then the cost of food went sky high and we had to do something. In desperation I answered an ad — an ad I had seen many times, but have never answered because it seemed too good to be true. It told how housewives could use just their spare time and show the products just to their friends and neighbors. It told about hundreds of women — not one, but hundreds—who had made from \$30 to \$50.00 cash profits the **very first week**. With considerable skepticism, I sent in my name. Mr. Wilkin wrote to me at once and gave me the facts. It sounded so easy I tried it—and now I am one of the hundreds of housewives who knows it's true. Not only have I averaged \$50.00 a week for more

than a year, but right now I do most of my "business" on the telephone. **I've made many new friends** and my old friends feel that I'm doing them a favor by supplying them with **NYLONS THAT ARE GUARANTEED**. You see, Mr. Wilkin's company replaces Wil-Knit **NYLONS FREE OF CHARGE** if they run, snag or wear out within the guarantee period. That means a real saving to all my friends and they just flood me with their business. If you'd like to make extra money every week in a very pleasant way in your spare time, just send your name and hose size to **L. Lowell Wilkin, 2326 Midway, Greenfield, Ohio**. Everything he sends you is free. Take my word for it, you'll be glad you investigated.



—Martha Grenaby

Aunt Ellen's CLUB NOTES

What Clubs Are Doing

Club activities have a way of tapering off during the summer months, as people depart hither and yon on vacation trips. But there is no reason why the stay-at-homes can't keep on having a good time even though they aren't relaxing at an ocean beach or mountain resort.

Some of the ways clubs have told us they found to provide summer enjoyment for their members were:

1. Have an ice cream social—outdoors on a pleasant evening, with members contributing homemade ice cream, cakes or cookies, toppings and other trimmings. Ice cream socials can of course be either for pleasure or profit. If you have one for profit and invite

the public, this might be a good occasion to have a needlework table with some summer bazaar items for sale.

2. Have a summer handicraft project. It might be basket weaving, or leathercraft, or finger painting, or block printing on cloth—any creative activity that lends itself to group work. It's more fun to do these things in groups; besides, you can go together to buy materials and can all learn together from one instructor or leader. Block printing is a craft especially suitable for summer months, as the warm weather is needed to dry the inks. A little more about this will be given in the program suggestion section of Club Notes.

3. Have an outdoor movie. Choose a pleasant evening and a pleasant place, and bring the families for the showing of one or more films. Equipment and movies can be rented through many libraries or film lending agencies—perhaps your local extension office could be of help in this direction. A watermelon feed before or after the show is a good way to round out the evening.

4. Have a garden tour. Many women who are neighbors never see each other's gardens unless a special occasion arises. Some of your members may have gardens of special beauty, or containing unusual varieties that would be worthwhile for the whole group to see. Get enough cars to take the members, arrange a schedule, and make an afternoon of it.

Roll Call Suggestions

1. Summer project for school children.
2. A woman in the news.
3. Your favorite pie.

SKIRTS MATCHED

TO ANY JACKET—MADE TO MEASURE

Largest selections, all shades Gabardines, Charmaines, Sharkskins, Crepes, Flannels, and Fancies. Send sample or skirt. Will Send free sample for your approval. Cloth sold if desired. Write . . .

AMERICAN MATCH PANTS CO., Dept. 105
20 W. Jackson Blvd., Chicago 4, Illinois

HAVING SHOULDER STRAP TROUBLE?



Wear the new Lingerie Strap-Ups and your shoulder straps will really stay on your shoulders where they belong—no slipping off to embarrass or make you uncomfortable.

Especially wonderful for sheers or portrait necklines.

Simply sew Strap-Up on the shoulder seams of all your blouses and dresses, or on the underside of your shoulder pads, and when you dress just slip your straps into the tiny slot in the Strap-Up, and you'll really be neat. Full instructions given on card. The Strap-Up

is as tiny as the seam itself—will lie flat even when cleaned or laundered. 3 Pairs of one color on a card for 25¢—Order by color: Black, White, or Pink. Please—no stamps.

ALB PRODUCTS, LARCHMONT, N. Y.



"Please Accept My
Gift of These
Lovely Pillow Cases"
- Says Aunt Ellen



These gorgeous new pillow slips are exclusively designed just for my WORKBASKET readers. Can you imagine anything more thrilling than this lovely old-fashioned girl coming through the picket fence gate that's covered with garlands of exquisitely colorful flowers?

I'll Give You A Pair of These on percale-finished muslin, 140 thread count a better than usual quality. Stamped flat on 42 x 36", allowing for 3" hem. A fortunate buy of this lovely long-wearing material makes this unheard of liberal offer possible.

THEY'RE YOUR GIFT FROM AUNT ELLEN

Just for renewing your WORKBASKET subscription NOW, I'll send you a pair of these pillow slips without one cent of additional cost to you. Since paper is becoming harder and harder to get, by renewing now you will be assured of having your copy of The WORKBASKET every month, PLUS receiving this valuable present.

BIG COLLECTION OF HOT IRON TRANSFERS

With your renewal to this service you will receive my latest collection of embroidery motifs and designs—more than ever before—over 18 square feet of hot iron transfers. Remember, these are NEW motifs which you have never had before.

You may renew now, regardless of when your subscription expires, and get these lovely new hot iron transfers and your pair of pillow slips. Your subscription will be extended to the new expiration date.

YOU CAN SAVE MONEY!!

The WORKBASKET sells on newsstands for the very reasonable price of 15c a copy, or \$1.80 a year. By having a subscription you are assured of always getting your copy every month PLUS receiving the lovely hot iron transfers which are part of this valuable pattern and direction service when ordered regularly by mail, PLUS your pair of stamped pillow slips. Just sign (or print) your name and address on the coupon below, state whether it is a new or renewal subscription, and enclose only \$3.00 for The WORKBASKET for the next 24 months. That's a saving of 60c over the single copy price.

Such an unheard of liberal offer is bound to prove popular, so rush your FREE gift coupon before the supply is exhausted. You'll be glad you did.



----- Use This Coupon for Additional FREE Gift -----

Aunt Ellen Please check whether new or renewal subscription
454 Handcraft Bldg. NEW RENEWAL
Kansas City 16, Mo.

Enclosed find \$3.00 for which please send me The WORKBASKET for two years—a copy a month for 24 months, plus the big initial collection of hot iron transfers for mail subscribers, PLUS the gift of the stamped pillow slips.

Name.....
Address.....
City..... Zone..... State.....

Extra! Extra! FREE, check here your favorite flower, and I'll send you an extra Surprise Gift FREE for promptness. ROSE LILAC PANSY LILY IRIS TULIP. *This offer limited to U.S. and Possessions*

Program Suggestion

A Summer Handcraft: Block Printing

If your club is planning handcraft sessions for this summer, it might give consideration to block printing. This craft is ideal because (1) it is easy; (2) it produces a variety of beautiful, distinctive pieces; (3) its materials are inexpensive. Summer is the best time for block printing, since warm weather helps the ink to dry.

Draperies and curtains, table cloths and napkins, place mats, cushion covers, even dress fabrics can be made this way. Artistic crafters can express themselves in original designs on linoleum blocks, but those less talented can get just as pleasing an effect using the geometric designs already available on dozens of household accessories. Cut-glass dishes often have a pretty, printable design on the bottom. Fancy buttons, inkwells, cookie cutters, dessert molds, tumblers, old fashioned

keys, ash trays—all offer block print possibilities and can actually be used for printing.

Perhaps someone in your community has had experience in doing this kind of handcraft. If so, ask her to help your group to get started on the project. She will know the fundamentals of mixing the ink on the palette, inking the "block," making the impression on the cloth, and drying the fabric. It will be an immense help to have the advice of someone who really knows how.

Here are the basic materials: Any smooth fabric—muslin or Indian Head, for example; artist's oils in tubes; turpentine for mixing; pieces of window glass for palettes, and rubber rollers or brayers for smoothing the ink on the glass and then on the block—a palette and roller for each color will save lots of needless cleanup; a few artist's brushes for touching up colors by hand; a thin pad of newspapers on which to do your printing; and a mordant for setting the ink.


This formula will make a satisfactory mordant: one ounce of acetic acid; one pint of turpentine; and one ounce of winter-green (synthetic oil), mixed thoroughly. When spreading the tube oils on the glass palette, use equal parts of mordant and turpentine for thinning.

These are the main steps in block printing: (1) Wash and iron the fabric to be printed, to remove sizing. (2) Plan your design and mark block positions on the cloth with chalk. (3) Prepare ink by squeezing out a little color on palette, adding turpentine and mordant a drop at a time and working out with the roller until mixture crackles and is tacky. It will then also be

BUTTONS BY THE POUND!

New, stylish, fashionable! For sweaters, shirts, blouses, dresses, coats, everything! Full 1½ lbs.—almost 1,000 colorful buttons including sets. Wonderful variety colors, designs. Enough buttons for years. With four dozen fine assorted needles and 10 units mercerized thread, assorted colors. Only \$1.49 plus C.O.D. postage. Save—send \$1.49 plus 25c—total \$1.74, prepaid. Guaranteed. Order today.

THE BUTTON KING, HAWTHORNE 6C, NEW JERSEY
P.S. If you prefer the thread, needles, and 2 LBS. of buttons, prepaid, send \$2. Gives you larger assortment.



REAL PANSY COASTERS


MAKE THEM AT HOME

Easy - Fun - Profitable

Now create new and truly different gift articles like the beautiful pansy coaster shown—made by embedding real pansies in Castolite—the "magic" liquid casting plastic. With our simple step-by-step method you can make hundreds of val-

uable articles, including smart costume jewelry, chic Hi-Style buttons, colorful key tags, Tie-clasps, cuff links, plaques, tiles, many other things. Send 25c for Big Castolite Creations Manual. FREE with Manual inspiring New Home-Success Plan. Write:

CASTOLITE CO.
DEPT. G-35, WOODSTOCK, ILL.



evenly distributed on the roller. (4) Run roller over the design surface of the block, to ink it. (5) Spread fabric over the paper pad, place block in position and press it firmly for a moment or so, or tap it sharply with a mallet or hammer; then carefully lift it off, re-ink block and proceed with further printing. If your block has broad inked surfaces you will probably have to put your work on the floor and step on the block to get enough pressure. (6) When printing of piece is complete, hang the cloth up to dry thoroughly. Drying may take a week, depending on weather and amount of ink. (7) Lay the dry printed piece on paper toweling and press on wrong side with an iron. This sets the color, but if you are still afraid it will run, rinse cloth in vinegar before you launder it.

It's wise to practice with a few impressions on something old before you start printing on new material. But use good material for the final product, for you are giving valuable time and your work should by now be worthy of a really nice base.

Recreational Hour

Department Store

This is an old fashioned game still as much fun as it ever was. The first player starts out "I went to the department store and I bought some African violets." The next player says "I went to the department store and I bought some African violets and a baby buggy." The next player says "I went to the department store and I bought some African violets, a baby buggy, and some Christmas cards." Each player must repeat all that have been named before, and add another department store item beginning with the next letter of the alphabet after the one previously named. The player with the longest memory wins.



I WANT to contact new WRITERS

Checks mailed daily. Get yours! The easiest way to write for pay. Spare time at home. **DETAILS** No previous experience necessary. Send for: **FREE**

SAUNDERS M. CUMMINGS

468-56 Independence Bldg, Colorado Springs, Colo.

SHORTHAND IN 6 WEEKS

LEARN AT HOME — LOW COST

Write 120 Words per min. Age No Obstacle Famous Speedwriting Shorthand. No symbols; no machines; uses ABC's. Easy to learn and use. Fast preparation for a position. Nationally used in leading offices and Civil Service; also by executives, writers, speakers, lawyers, scientists, students at college. Over 100,000 taught by mail. The very low cost will surprise you. Also typing. 29th Year. Schools in over 200 cities.

WRITE FOR FREE BOOKLET TO:

Speedwriting®

Dept. 1406-2, 55 W. 42 St., N. Y. 18

DISCOVERED!



You have to wash your hair anyway... why not curl and wave it each shampoo and set? And MARLENE'S is so good for the hair, so beautifying! Ask for MARLENE'S HAIR WAVING SHAMPOO at cosmetic counters everywhere!

MARLENE'S, INC. • 238 N. Michigan Ave. • Chicago 1, Ill.

With The Cooks



The WORKBASKET pays \$2 each for recipes for your family's favorite dish published in these columns. Address Food Editor, The WORKBASKET, 2401 Burlington, Kansas City 16, Mo. We regret that we cannot publish every recipe and cannot return those not used, nor correspond about them. The decision must be left to our judges.

Hints on Buying and Preparation of Strawberries

Green and white tips that are often seen on strawberries indicate poor flavor, unless it is a characteristic of the variety. Noticeable juice stains on box or mold on berries may be a sign of decay and overripeness. As a rule berries without caps have been roughly handled and are overmature; these will deteriorate rapidly, therefore they are not economical to buy.

For canning purposes, the medium sized, tart flavored berries are best; the larger ones for eating raw.

Strawberries are among the more perishable of the small fruits. They should never be washed until ready to use. Keep in a cool, dry place. In

washing, do not let the water from faucet flow too fast or hard over them as it is likely to bruise the berries. Lift the berries out of the water with the hands spread out; the dirt and sand will settle to the bottom of the container. Never allow the berries to stand long in water or they lose their color and flavor.

After berries are sugared, it is best to set them in a warm place for a little while in order to draw out the juice, then place in refrigerator.

Chopped mint leaves blend well with fresh strawberries and diced fresh pineapple.

Strawberry Jam

- 4 cups strawberries
- 5 cups sugar

Place strawberries and sugar in layers, a cup at a time, in a large enamel container. Bring to a rolling boil and allow to boil gently for nine minutes. Remove from stove and add three tablespoonfuls lemon juice. Let set in container overnight. If cooked in a pan other than enamel, remove to a crock or glass bowl for storing. Boil nine minutes again the next morning. Put in glass jars, cover with paraffin and use lids if available.

Mrs. Dorothy Orner
Pennsylvania

MAKE YOUR OWN!
WITH
GRIFFIN LEATHERCRAFT KITS
• Best assortment of tools, materials in U. S. A.! Send 25¢ for 116-page catalog. (Money refunded first order.)
GRIFFIN CRAFT SUPPLIES
5626-E Telegraph Avenue, Oakland 9, Calif.
SINCE 1924

GOOD MONEY IN WEAVING

Earn extra money at home weaving rugs, carpets, etc. from old rags or new yarns, for people in your community! No experience necessary. Thousands doing it with easy running \$59.50 Union Looms. Send for our free booklet.

Union Looms, 75 Post St., Boonville, N. Y.

Frozen Treat

- 1 pint fresh berries
- 1/2 cup water
- 1/2 cup sugar
- 1 pint sour cream

Wash berries and cook with water and sugar for six minutes. Strain through sieve and chill. Fold into the sour cream, pour into a tray and freeze without stirring.

June Blackwell
Illinois

Freezing Strawberries

Use firm, bright colored and fully ripe fruit. Wash in cold water or even ice water to make them firm. Cap and drain well. They may be packed sliced, crushed or whole. If desired, one-half teaspoon ascorbic acid may be added to each quart of berries. For each quart of sliced berries, mix one-fourth to three-fourths cups sugar; allow to stand for a few minutes until sugar is partially dissolved. Whole berries may be packed in a similar way, or use a syrup.

Rhubarb Crisp

- 4 cups cut-up rhubarb
- 1 teaspoon cinnamon
- 1/2 teaspoon salt
- 3/4 cup sifted flour
- 1 1/3 to 2 cups sugar, depending on tartness of rhubarb
- 1/3 cup butter or margarine

Place cut-up rhubarb in shallow 6 x 10 baking dish and sprinkle with salt and cinnamon. Work flour, sugar and butter together until crumbly and place this crumb mixture over the rhubarb. Bake uncovered about 40 minutes in a moderate oven (350 degrees). Serve warm with plain or whipped cream. This serves about 6.

Note: Apples may be used in place of rhubarb. Sprinkle 1/4 cup water over apples and reduce the sugar to 1 cup.

Mrs. Lillian Janke
Illinois

HOME CANNING HINTS

by *Lucina Ball*



Home canning is home saving! Whether you put up berries and vegetables from your own garden, or buy when produce is cheap and plentiful, you cut next winter's food bills 'way down. And here are a few ways to save even more.

Lid with the Difference!

All closures are not alike. Ball DOME Lids are different because of the Dome, with its famous "Touch - Test" Seal. Just press to test. Dome down, jar sealed. So easy — so positive. Switch to Ball Dome Lids for premium protection of every precious jar.



Watch Those Bands!

You can use new Dome Lids with old bands. But bent or damaged bands won't seal perfectly. Be safe. Get Ball 2-piece Dome Caps. Unique 3-point-pressure bands seal firmly all around.




Need New Jars?



Then of course you'll want Ball Dome Jars, the ONLY jars that come equipped with genuine Dome Lids. All sizes, 1/2 pint to 1/2 gallon, regular or wide mouth. Space-saving square shape, nonslip gripping ribs. Ball Jars out-sell all others!

Get My FREE Booklet

I've streamlined my latest canning and freezing recipes, methods, timetables, in a handy new booklet. Yours for the asking. Drop a postcard to:



BALL BROTHERS CO.,
Dept. WB2, Muncie, Ind. © 1952 B.B.CO.



If you have questions about any aspect of gardening, whether they involve flowers, vegetables or house plants, send them to The WORKBASKET. Each month one of the nation's leading gardening experts, C. L. Quear, will answer those questions which are considered to be of the most general interest. We cannot undertake to answer individual questions by mail nor can we enter into any sort of correspondence about questions submitted. If the answer to your question doesn't appear immediately, don't be impatient. It, or a question similar to it, may be answered later. Address all questions to Flower and Garden Forum, The WORKBASKET, 24th and Burlington, Kansas City 16, Missouri. Write legibly or typewrite your questions and be sure to include your full name and address. Do not enclose money or correspondence relating to other subjects, such as subscriptions, as these letters will be handled by a special department.

Over a period of years I have tried to raise nice gloxinias. I watched magazines, asked florists and wrote colleges, but didn't get much information. I'm interested in the starting from a leaf and the culture through blooming; how to care for the bulbs after they bloom. I had buds turn black and never open or do anything that season. Am very desirous of learning more of this plant. Mrs. I. W., Kansas.

Gloxinias may be propagated from seed and by leaf cuttings. The simplest plan is to purchase dormant bulbs and start them in the early spring. In late spring it is best to purchase growing plants of blooming size. After the blooming period the plants may be slowly dried and stored from September until February in a dark, cool place in the pots in which they grew. In February the bulbs are shaken from the soil and repotted and started again. A mix-

ture of one-third sand, one-third well rotted manure, and one-third loam top soil is suitable for potting. Water sparingly until the plants are up. From then on watch the watering carefully. Keep the soil moderately moist at all times. Keep the foliage dry and the plants shaded. As with African violets, bottom watering is an excellent method. The growing plants like high humidity and cool air. Most homes are too warm for best results with gloxinias. At blooming time supply abundant water and feed the plants manure water or some nitrogenous fertilizer.

If a large number of plants are desired the simplest plan is to grow them from seed. Seed sown in flats of light porous soil in December can be transplanted in January or February and will produce bloom by August, after which they may be dried off and saved for replanting the following February.

Propagation from leaves is advantageous only where an increase in a

certain superior plant is desired. If a cut is made through several of the veins of a gloxinia leaf and the leaf is pinned flat on the sand in a propagating box new plants will grow from the cut places. A glass jar set upside down over the leaf in the sand may be used as a substitute for a propagating box. Its purpose is to keep drafts away from the leaf and to increase the humidity.

What is wrong with my maple trees? The limbs throughout the trees are dying and if you break off a limb about a foot from the end, there is a little worm in it. Mrs. D. F., Maryland.

The larvae of the leopard moth bores into twigs and branches of the maples and kills the twigs. About the only remedy is to cut and burn all infested twigs during the summer.

A star of Bethlehem plant I have looks very healthy, but every time it gets some buds on it, they drop off just a few days before they bloom or right after the flower opens. What causes this? How much sun should they have? Mrs. C. W., South Dakota.

The Ornithogalum or star of Bethlehem blooms without blasting or dropping its buds if properly handled previous to the blooming period. Plant the bulbs one inch deep and two inches apart in September in a rich sandy soil. Water them heavily, then store them in a cool bulb cellar. Keep the bulbs moist and above freezing. Then about December 1 bring them into the light for growing in a temperature of about 65 degrees. If the plants are well rooted they will not drop their buds.

My ivy gets sort of a dusty web on the undersides of its leaves,

turns brown and dies. Is it a disease or a bug that causes this? Mrs. J. D., Michigan.

Could you tell me what is the matter with my sultana? Last summer it seemed to have webs on it. In the fall or winter it lost all leaves. Now after all the leaves come off, they gradually come back on and also the webs are coming back. Mrs. R. R., Missouri.

Both the ivy and the sultana are being ruined by red spider mites. Dry warm air favors their spread. The eggs and the mites are usually protected with a delicate web that is very fine and has no apparent pattern but covers the under sides of the leaves. Regular spraying of the plants with a strong fine spray of water is as good a

EARN \$10 PER HOUR **GROWING MIDGET TREES!**
AT HOME! - SPARE TIME! - NO EXPERIENCE NEEDED!
 It's New! Amazing! FULL GROWN living dwarf trees — only 12 INCHES HIGH! Elm, orange, oak, cypress—any kind! All BLOOM and even BEAR FRUIT. Perfect, healthy specimens, but miniature! Make costly home decorations and beautiful expensive centerpieces (sold for over \$1,500 each) It's easy! Fun! A new fascinating artistic HOBBY — a new fabulous \$\$\$\$\$\$ BUSINESS! Real seed and sensational new growing secret plan details. BOTH FREE!



FREE! GENUINE SEED AND PLAN

HOW TO LEARN GROWING SECRETS
 \$ FREE SEEDS

NATIONAL NURSERY GARDENS, Dept. WB-6
 8463 S. Van Ness, Inglewood 4, Calif.

MAKE YOUR OWN FLOWERS FOR PLEASURE AND PROFIT!



LOTS of money — lots of fun! Make wood fiber bouquets, corsages, plants! Send for free details, or send 50¢ for HANDSOME INSTRUCTION PORTFOLIO with 15 flower patterns.

Write **CRAFT STUDIOS**
 101 MAIN STREET, DAVENPORT 8, IOWA

JESUS NEVER FAILS

WORLD IN DANGER SERVE THE LORD AND EARN

Spread the Lord's word everywhere. Take orders from friends, others for gorgeous, golden, tinselled Religious mottos for homes, stores, etc. Sell amazingly fast at 35c each. Many buy 6 or more.

SEND NO MONEY Just your name and address. We ship you 24 different, richly decorated motto pieces on TRUST. When sold send us \$5.40. Keep \$3 for yourself. Write to **MOTTOS, 4545 N. CLARK, Dept. F-43, Chicago 40**

control as any, where only a few plants are involved. Turn the plants on their sides, turn the garden hose nozzle down to a fine spray and give the plants a thorough washing on the underside of the leaves. Most plants will be benefited by such a bath occasionally and there will be no trouble with the red spider mite.

Why are the leaves of my oxalis pale green, almost yellow? It grows and blooms and seems to be healthy, but the leaves are so pale they are not pretty. It is in good soil. Mrs. M. D., New Mexico.

After blooming for a time, the leaves of tender bulb plants, such as oxalis, begin to lose their dark green color and acquire a sickly green or yellow cast. This is nature's way of saying that the plant needs a rest. When this happens, reduce the water and gradually dry up the plants. Then place the pots in a cool dark place until time to start the plants again.

I would like to see thrips described, for I don't know what they look like. . . Am having trouble with bugs. Took six things that must have been tiny angle worms from a wax begonia and it's start-

ing to bloom, so they couldn't have hurt it much. Have found on different plants white thread things 1/32 inch long and spider-like things all in soil, and nearly lost some plants. Mrs. F. W., Wisconsin.

Underneath my houseplants are worms thin as a thread, little and white. Also there are little white insects under the pots and hardly noticeable little black flies around the plants. Are all these related? What causes them and how can I get rid of them? Mrs. M. N., Michigan.

My houseplants are infested with small white flies. What are they and how can I get rid of them? Mrs. G. L., New Jersey.

Find a clover blossom in the yard or field. Pull apart the blossom and you will probably find at the base of the florets many tiny black and yellowish insects. They can barely be seen without a magnifying glass. They are extremely active and for their size quite ferocious looking. In the nymph state the thrips jump but in the adult stage they are small black flies, very agile and quite inconspicuous. They have no relationship to the small white threadlike worms present in the soil. The white worms are young earthworms. The small flies described are known as white flies. White flies are very destructive but may be controlled by regular spraying with a rotenone spray such as Optox, or Rotocide.

What is the best way to start a slip of a white begonia plant? I have started a few—put them in a glass of water; in about three weeks they have taken root and I set them in a flower pot; but in about a week the leaves fall off and the plants wilt and die. How



**IT'S PROFITABLE TO
MAKE and SELL HATS**

Our wholesale price 32 page catalog includes EVERYTHING USED IN MILLINERY — Blocks, Findings, Feathers, Flowers, Wire and Buckram Frames, etc. Send 25c for catalog illustrating thousands of items AND YOU'RE IN BUSINESS. 25c refunded on any order of \$2.00 or more.

LOUIE MILLER—Millinery Supplies

225 N. Wabash Ave. Dept. KO Chicago I, Ill.

GROW MINIATURE TREES

FOR PROFIT & PLEASURE



Fabulous Money—Real Fun! Grow genuine live dwarf (Ming) trees. A terrific new business and hobby. Astounding details Free. Write —

DWARF TREES, Dept. 25
P. O. Box 355 • Briggs Station
Los Angeles 48, California

can I start new plants from my coleus? Mrs. F. P., Idaho.

Cuttings may be rooted from both the begonia and coleus plants. Take slips an inch to two inches long from the top growth of the plants and place them a quarter of an inch deep in damp sand. If kept away from drafts and in a warm place the cuttings will soon root. After they show signs of starting to grow in the sand they may be transplanted to pots of soil.

Could you tell us what can be done about ground moles? They have completely destroyed our lawn. A. K., Michigan.

A practical method of destroying

moles is to attach a hose to the exhaust pipe of the car or garden tractor and insert the other end into the runway of the mole. Run the motor for a half an hour, then move to a new runway and repeat. Gassing the moles with calcium cyanide or with carbon disulphide is simple but dangerous. Calcium cyanide is extremely poisonous and carbon disulphide is explosive.

How should I slip roses and when, in order to get new bushes? How should I care for the slips after they get rooted and how long does it take? R. P., Washington.

To slip roses fill a box or pot having good drainage through the bottom,

FAT GIRLS' DIET

and other practical proved ways to take off fat, sent to you by mail at special prices.

- ✓ **1.** THREE-DAY "MIRACLE" DIET. An INFALLIBLE diet that insures the loss of at least a pound a day! Plenty to eat . . . it's the COMBINATION of foods. Can be repeated 3 days EVERY MONTH..... **25¢**
- ✓ **2.** WHY BE HUNGRY? EAT ALL YOU WANT of foods listed in this valuable chart, and get as slim as you want . . . and STAY SLIM..... **25¢**
- ✓ **3.** FAST DE-HYDRATION DIET. A world-famous dehydration diet to rid your body of excess liquid stored in the tissues..... **25¢**
- ✓ **4.** SPECIAL DIET FOR FAT STOMACH AND WAISTLINE. If it's your stomach and waistline that bothers you . . . here's your diet! Simple! Effective! Fast!.. **25¢**
- ✓ **5.** "SECRETS" TO SPEED REDUCING. An invaluable aid to successful reducing. Important, "little things," discovered in 18 years' experience with overweight conditions.. **25¢**

• ENCLOSE COIN, MONEY ORDER OR CHECK. All five mailed to you for \$1 postpaid, in plain wrapper. Money-back guarantee. GIVEN: Weight and height chart. Orders under \$1 please enclose 10c for postage and handling.

RUTH PFAHLER, 1101 W. Main, Dept. 64-B, Decatur, Ill.

DEAR MISS PFAHLER:

I am enclosing 25 cents (in coin) for each item checked. If I have checked ALL FIVE booklets, please send them all to me for ONE DOLLAR.

Please Print—Use Pencil

Name.....

Address.....



with sand to a depth of 3 or 4 inches. Water the sand heavily to settle it and as soon as it becomes warm, 60 degrees or above, cuttings may be placed in the sand. The cutting box should have a little bottom heat if possible. Early morning is the best time to take cuttings from any plump fairly firm wood. Wood so soft that the tip can be pinched out with the fingers is too soft and wood that is hard and dry is unsuited. Wood back of a bloom and just ahead of the break that formed the bloom is excellent. Take cuttings with at least three eyes. Cut directly through the bottom eye with a very sharp knife. Remove one-half of the foliage of the two eyes above the bottom node and plant the cutting one-half inch deep firmly in the sand.

Keep the sand moist and out of drafts. In about three or four weeks the cuttings should root. When the roots are one-half to one inch long, the cuttings should be planted to pots of soil. Later they can be transplanted to the permanent location in the garden.

Could you tell me what is wrong with my philodendron plant? I have it in water and it will be two years old in July. All the leaves are spotted and turning yellow.
R. D., New York.

When a philodendron stops growing and the leaves turn yellow and spotted it is a sign of insufficient light coupled with dry air and high temperature. The more light a plant has the higher the temperature it can stand and the more humidity it likes. On the other hand, the plants will not grow at low temperatures. If the night temperatures drop to 50 degrees or below the plants will soon go to pieces. Try giving the plants more light, a warmer location and more moisture in the air. With plants growing under those conditions a little fertilizer may be added from time to time. The growing conditions are much more important than the fertilizer.

My camellias have buds, but don't bloom. Can you tell me why?
Mrs. B. S., Florida.

The chief causes of camellia flower buds dropping are lack of humidity (dry air), dry soil at the roots, and either high winter temperature or wide fluctuations of temperature. If the camellia plant is planted in rich porous soil and given an abundance of fresh cool, moist air, and frequent syringing, it is almost certain to bloom. When the plants are in bud, if they are allowed to become dried and droopy even one time, the buds are almost certain to fall off.



NOW CASH FOR HUMAN HAIR

QUICK CASH for human hair 12 inches or longer. Mail your hair to us. We'll make you a definite offer. If you accept we send check. If not we return your hair intact. Highest prices paid.

ShurOn Transformations
Dept. B, 12 EAST 22 ST., N. Y. 10, N. Y.

For many years manufacturers of Wigs, Toupees, and other hair pieces



METALS FOR HANDICRAFT

• ALUMINUM • BRASS • COPPER • PEWTER

- Circles ● Tooling Sheet ● Flat Sheet
- Kits ● Designs ● Tools ● Accessories

ALUMINUM and PEWTER DISCS still available for making TRAYS!

We also supply Designs, Asphaltum and Remover, Steel Wool, Plastic Luster, Brushes, Free Directions, etc.

FREE IMMEDIATE DELIVERY! Your order shipped same day received. We prepay delivery on cash orders.

FREE PRICE LIST sent on request. Write today.

HUBBELL METALS INC.

(Formerly named Brass & Copper Sales Co.)

2817 Laclede Ave. Dept. WB-4, St. Louis 3, Mo.

Tatted Earrings

Make a pair of earrings to match each of your summer ensembles. These are tatted of yellow thread; a blue bead forms the center. You will find them quite easy to make.



Abbreviations: R (ring); ds (double stitch); cl r (close ring); p (picot).

Make a r of 7 ds, small p, 3 ds, cl r. R of 3 ds, 6 p separated by 3 ds, 3 ds, small p, 3 ds, cl r. R of 3 ds, 9 p separated by 3 ds, 3 ds, cl r. R of 3 ds, join to small p of second r, 3 ds, 6 p separated by 3 ds, 3 ds, cl r. R of 3 ds, join to small p of first r, 7 ds, cl r. R of 7 ds, small p, 3 ds, cl r. R of 3 ds, join to small p, 7 ds, cl r. Tie and fasten off.

Glue to earring backs and fasten a small bead in center. Stiffen earring with clear fingernail polish.

Rose Vanity Set

Here is a set so distinctly different everyone will admire it. The original was made in size 10 crochet cotton, using a number 8 crochet hook. The side piece measures about 7½ x 14½ inches and the center piece 9¼ x 16½ inches.

Abbreviations: Ch (chain); st (stitch); dc (double crochet); sp (space); sl st (slip stitch); sk (skip); rnd (round); lp (loop).

Center Vanity: Using white, ch 5, sl st to form a ring.

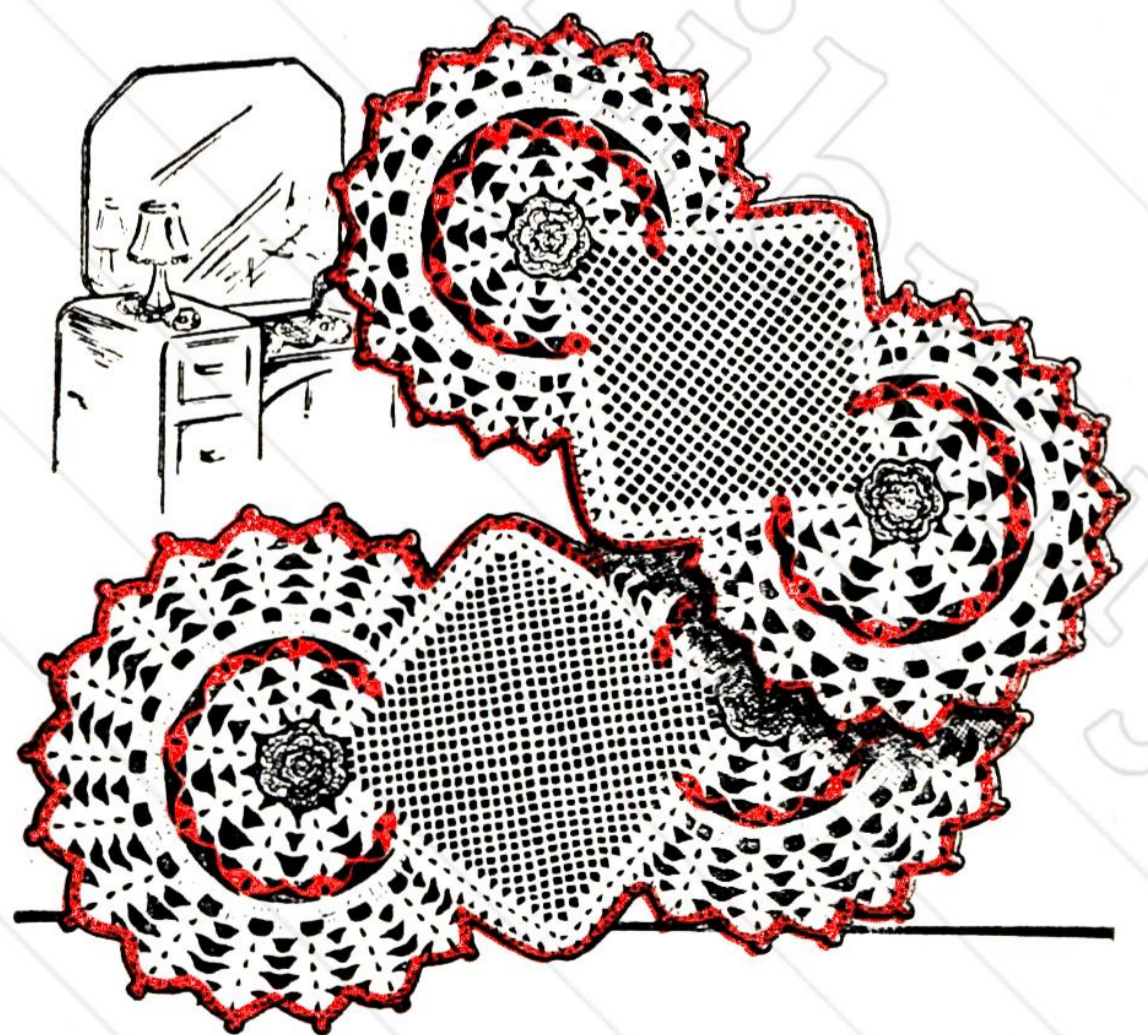
Rnd 1: Ch 3 (counts as dc), 17 dc in ring (18 in all), sl st in top of ch 3.

Rnd 2: Ch 5 (counts as a dc and ch 2), dc in next dc, * ch 2, dc in next dc, repeat from * around, end with ch 2, sl st in third st of ch 5.

Rnd 3: Sl st into ch-2 sp, ch 3, (dc, ch 2, 2 dc) in same sp, * ch 1, sk 1 sp, (2 dc, ch 2, 2 dc) a small shell in next sp, repeat from * 6 times, (ch 2, dc in next sp) 3 times, ch 2, sl st in top of first ch 3.

Rnd 4: Sl st across to center of small

shell, ch 3, (2 dc, ch 3, 3 dc) in same small shell, * ch 1, (3 dc, ch 2, 3 dc) a shell in next shell, repeat from * 6 times, (ch 2, dc in next sp) 4 times, ch 2, sl st in first ch 3.



Rnd 5: Sl st across to center of first shell and work 8 shells, as in rnd 4, with ch 3 between each shell, ch 2, sk 2 dc of last shell in previous rnd, dc in

(Continued on Page 34)

(Continued from Page 33)

next—this forms a sp over outer edge of shell—(ch 2, dc in next dc) across sps, ch 2, dc in first dc of first shell in previous rnd, ch 2, sl st in first ch 3.

Rnd 6: Drop white, in color, make a slip knot on hook. You are now ready to make a shell in center of first shell in previous rnd. (Ch 2, sc over ch 3, ch 2, shell in next shell) 7 times, fasten off color. Pick up white, dc in first st of colored shell, turn, (ch 2, dc in next dc) 6 times, ch 2, dc in first dc of shell in previous rnd, ch 2, sl st in first dc of colored shell, sl st to center of shell.

Rnd 7: Sc in center of shell, (ch 12, sc in next shell) 8 times. This rnd is worked only around the shells.

Rnd 8: This rnd and all remaining rnds are begun with a ch 3 for first dc of shell, complete shell in shell, ch 2, sk 2 dc of same shell, dc in next, (ch 2, dc in next dc) 8 times, ch 2, dc in first dc of shell, ch 2, shell in shell, (dc in each of the 12 ch sts, dc in sc) 6 times, dc in each of the last 12 ch sts, sl st in first ch 3, sl st to center of shell.

Rnd 9: Shell in shell, make 13 ch-2 sps, shell in shell, ch 2, sk 2 dc of shell, dc in next dc, ch 3, sk 1 dc, dc in each of next 4 dc, (ch 3, sk 3 dc, dc in each of next 4 dc) 12 times, ch 3, sk 1 dc, dc in next, ch 2, join with sl st in ch 3, sl st to center of shell.

Rnd 10: Shell in shell, ch 2, sk 2 dc of shell, make 15 ch-2 sps, shell in shell, ch 2, sk next 3 dc and ch 2, shell over first ch 3, (ch 2, shell over next ch 3) 13 times, ch 2, join.

Rnd 11: Shell in shell, make 17 ch-2 sps, shell in shell, (ch 3, shell in shell) 14 times, ch 3, join.

Rnd 12: Repeat rnd 11, add two more ch-2 sps along straight edge for a total of 19 sps. This rnd may be repeated as many times as desired for a larger center piece. Just remember to

increase 1 sp at each side in every rnd and increase ch between shells when necessary to keep piece flat.

Rnd 13: Shell in shell, make 21 ch-2 sps, (shell in shell, ch 2, sc in ch 3, ch 2) 15 times, join.

The short rows, which are worked across straight edge only, begin now.

Row 1: Shell in shell, make a ch-2 sp over each sp of previous row and increase 1 sp at each side, shell in shell, turn, sl st to center of shell. Repeat this row 5 more times or until measurement along straight edge is length desired for center of piece. Fasten off.

Make a second piece to correspond and join in center with slip or whip stitch.

Edge: Join to dc of shell where straight edge meets curved edge, work around curved edge with * 2 sc over ch 2, sk sc, 2 sc over next ch 2, sc in each of next 3 sc, (2 sc, ch 3, 2 sc) in shell lp, sc in each of next 3 sc, repeat from * around to next straight edge. (3 sc over dc) sc in top of next dc) in each shell to tip of piece, work 1 sc in center of two top shells, continue in same manner around entire piece.

Side Vanity: Same as center vanity through rnd 10. Then repeat row 13—you will have only 17 ch-2 sps for side vanity.

You are now ready to work the short rows and, for a piece the same size as original, you need 5 short rows.

Make three side sections and join at center as for center vanity.

Rose: In color, ch 4, join with sl st. Ch 5, sc in ring, (ch 4, sc in ring) 5 times, sl st in first st of beginning ch.

Rnd 2: (1 sc, 4 dc, 1 sc) in next lp—one petal made, sc in sc between, repeat until you have six petals, join with sl st.

Rnd 3: Work in back lp of sc only, sl st in sc between petals, (ch 5,

sc in next sc between petals) 6 times, join.

Rnd 4: (1 sc, 5 dc, 1 sc) in each lp around.


Rnd 5: Repeat rnd 3 with ch 6 lps.

Rnd 6: (1 sc, 6 dc, 1 sc) in each lp around. Fasten off.

Sew in place at center of each round section (see illustration).

In the Future

Something different in rug making will be shown in a forthcoming issue of The WORKBASKET. The round



rug is knitted in rug yarn, with concentric sections joined together to make any size desired. Color combinations by this method are endless, and worked in a solid color, the rug has an interesting textured effect.


This lilac doily will appeal to tatters. The linen center is surrounded by a garland of tatted white and lavender lilacs on slender green stems. Lifelike

and delicate, the finished doily, measuring 16 inches in diameter, is beautiful as a centerpiece or under a bowl of flowers.

For those who enjoy to make filet crochet, the place mat design offers a worthwhile project. Completed mat measures 12 by 17 inches, and requires about 350 yards of number 20 mercerized crochet cotton.

The colonial girl motif will be given in crochet for a handkerchief corner insertion. The motif is made with fine tating or crochet thread, and would be pleasing on scarves or other articles requiring a small decoration.

Learn FLOWER ARRANGEMENT



Learn to make Professional sprays, wreaths, corsages, table arrangements, etc. Earn your diploma at home. Send for FREE booklet "OPPORTUNITIES IN FLO-RISTRY." Helps fill demand for arrangers and lecturers.

NATIONAL LANDSCAPE INSTITUTE
Dept. W-6, 310 S. Robertson Blvd.
Los Angeles 48, California

LEARN Skill-Weaving MAKE GOOD MONEY AT HOME!

SECRETS OF FRENCH INVISIBLE REWEAVING
Repair burns, tears and moth holes in suits, dresses, etc., like new No previous experience needed Big-profit orders come from Homes, Cleaners, Dept Stores. Up to \$5 an hour possible, spare or full time No overhead or expense for materials. Complete instructions yours to examine at home, without risk Write NOW for FREE details. Airmail reaches us overnight.

SKILL-WEAVE, 1715-PB Westwood Blvd., Los Angeles 24, Cal.

Want a Custom Made Look to Your Home Made Dress?

NOW! It's easy to make clothes with the "Professional Touch". Exciting new technique to pattern measuring does away with old fashioned methods. First advance in home sewing in 50 years. **LEARN FACTORY SHORT CUTS AT HOME** and enjoy the custom made appearance. **SAVE MONEY** making your own clothes. **EARN MONEY** sewing for others. Illustrated step by step Lessons-Diagrams-Charts teach faster, easier sewing. Experienced seamstresses will profit. Write today for **FREE** booklet telling about this wonderful unique low-priced home study Sewing Course.



GOOD DRESSMAKING INSTITUTE
312 So. Robertson Blvd., Dept. 16, Los Angeles 48

Easy-Livin' Casuals

4866—A slimming sundress with the new step-in opening—bolero is a charmer, too. Sizes 34-48. Size 36 frock and collar, 4⁵/₈ yards 35-inch fabric; bolero 1 1/2 yards.

4767—The 4-way wardrobe for your little girl—midriff-top, shorts, shirt and skirt. Sizes 2-10. Size 6 bra, skirt, 1⁵/₈ yards 35-inch fabric; shirt, 1 1/8 yards; shorts, 7/8 yard.


9332—Sew this darling pair in a jiffy! Halter is one main part; slips over head, wraps, buttons. Skirt is half-circle; sew one seam, add belt-band. Sizes 12-20. Size 16 takes 4 yards 35-inch fabric.



9332
SIZES
12-20



4866
SIZES
34-48



4767
SIZES
2-10

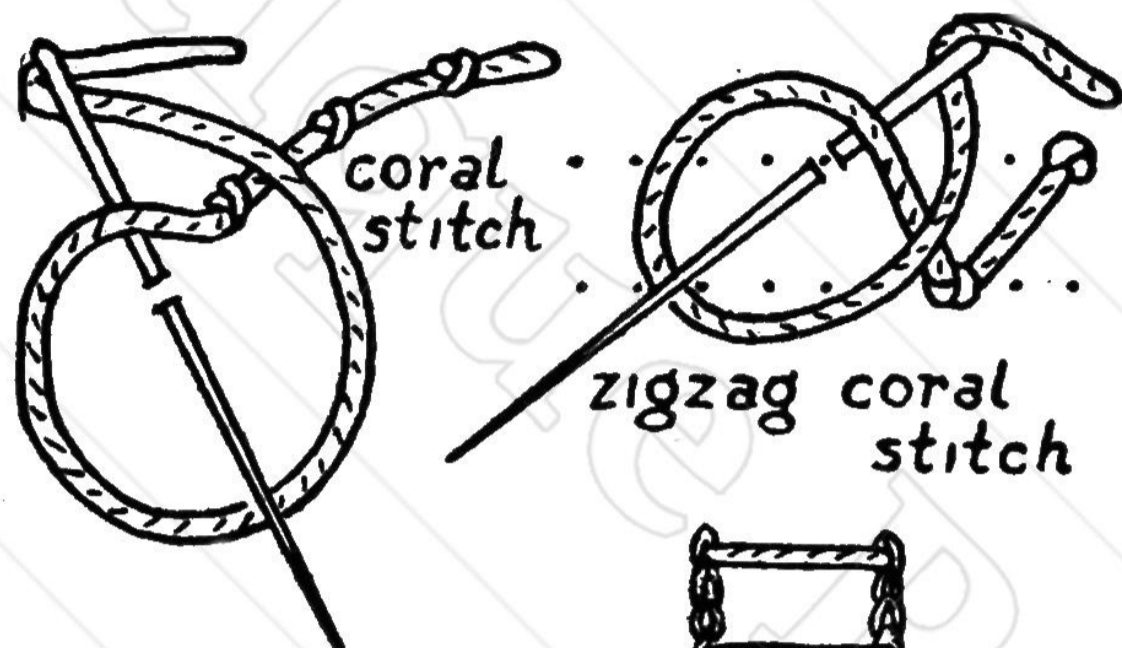
Send **THIRTY CENTS** (in coins) for each pattern to:
The WORKBASKET Pattern Service

P. O. Box 6710


Chicago 80, Illinois

Embroidery Stitches


Coral Stitch—This is a decorative stitch which consists of making knots as shown, spacing each an equal distance apart on a curved or straight line.



ladder or step stitch



herringbone or catch stitch



catch stitch with a large chain stitch

Zigzag Coral Stitch—Work this stitch on two parallel lines. Throw thread around needle as shown, forming knots on each line in a zigzag fashion.

Ladder or Step Stitch—Make two parallel rows of chain stitch; then join these by making a long single stitch through center of every other chain stitch.

Herringbone Stitch—This is often called the catch stitch. It forms the base for the herringbone stitch from which variations of herringbone are made.

Tacked Herringbone—First make a row of catch stitch, then where the stitches cross, work a small single stitch over each point in a vertical or horizontal position.

Catch Stitch with Chain Stitch—This makes an ornate herringbone stitch. Make a row of catch stitch, then work a single chain stitch over each point where the stitches cross.

GIANT SCISSORS CLOSEOUT BARGAIN

6 PIECE Guaranteed Perfect SCISSORS SET

For Every Sewing and Home Need

The PINKING SHEARS normally sell for \$2.98 by themselves

FORGED STEEL
PRECISION MADE
HEAT TREATED
RAZOR SHARP



Guaranteed
\$10.95
Value
ONLY

\$5.95

UNCONDITIONAL GUARANTEE

Try these scissors for 10 days. If you don't agree they're WORTH MANY DOLLARS MORE than SPECIAL CLOSE-OUT PRICE, RETURN FOR FULL PURCHASE PRICE REFUND.

1. ADJUSTABLE BUTTON HOLE SCISSORS. Automatically cuts any size button hole.
2. PROFESSIONAL PINKING SHEARS. Makes perfect pinked edge on heaviest or lightest material.
3. SAFE 4" BLUNT TIP SCISSOR for bandages, or Children's use.
4. 7 1/2" ANGLE TRIMMER. With clip point for heavy trimming.
5. DELICATE EMBROIDERY SCISSOR. For all close needlework and Sewing.
6. HEAVY DUTY KITCHEN SHEARS. 1,000 USES—cuts meats, vegetables, opens jars, bottles, cracks nuts.

Never before, this complete 6-piece set at this AMAZING LOW PRICE. One of the world's largest manufacturers converted to war work, and is clearing out his entire scissors stock at tremendous discounts. Act now—Examine set on 10-day, NO RISK TRIAL.


Free with every order—assorted size needles and automatic needle threader. Yours to keep even if you return scissors.

SEND NO MONEY — 10-DAY FREE TRIAL

Rush your name and address to **HOMEMAKERS GUILD**, Dept. S 106, 303 Fourth Avenue, NEW YORK 16, N. Y. We will send your **GIANT SCISSOR BARGAIN C.O.D.** plus postage. Or send check or money order for \$5.95 and **SAVE POSTAGE COSTS.**

Tatted Medallion

Here is an attractive tatted medallion with a twisted stitch, which gives a very pretty effect. Each medallion measures about two inches in diameter. Use ball and shuttle, size 30 crochet thread.



Abbreviations: R (ring); lp (loop); ds (double stitch); cl r (close ring); p (picot); ch (chain); lp (loop); twisted stitch—make 5 of the first half of the double stitch and 5 of the last half of the double—this will be referred to as a set of sts.

Make a r of 8 ds, long p, 8 ds, cl r, turn. Ch 8 ds, p, * (2 sets of twisted sts, p) twice, 8 ds, turn. Make r of 8 ds, join in long p, 8 ds, cl r. Ch 8 ds, join in last p of last ch, repeat from * until you have completed 8 rs, separated by 8 chs, joining the last p of last ch to first p of first ch. Tie and cut.

Medallions are joined by two corresponding ps of chs.

This can become a scarf, vanity or chair set, place mat or even a tablecloth.

EMBROIDERY ART NEEDLE



Make perfect embroidery with wonderful, new Art Needle. Adjustable holder and four special needles for work as dainty as baby things to making hooked rugs! Makes the finest embroidery on silks, linens, curtains, etc. Makes fringe.

MAKE HOOK RUGS

Quicker, easier, simpler than any other way. Yarn, chenille or rag strips feed through the needle and the loops are quickly and uniformly made.

NEEDLEWORKERS DELIGHT

Complete, easy directions with each set. Embroider wonderful gifts. SEND NO MONEY. Mail name and address. On arrival pay postman \$1.00 plus C.O.D. postage. Send cash with order and we pay the postage. Satisfaction Guaranteed or your \$1.00 back.

BOND - Craft COMPANY

POST OFFICE BOX 644 Dept. 194,

KANSAS CITY 10, MISSOURI

AMAZING NEW KIND OF TOWEL CAN'T AND WON'T STAY DIRTY!

We're so confident that you'll become our customer and also our Agent after you receive a free sample package of our terrific new Miracle Towel, we will send you a full-size \$1.00 package FREE! Simply send 25c for postage and handling. Now read about these Towels!

Here is the miracle of miracles! A towel that can't and won't stay dirty! You can soak our famous Miracle Towels in oil, furniture polish, wax, grease, fruit stains, chocolate syrup, even INK and then rinse in clear ordinary tap water for 5 seconds—they're then clean and soft, like new again! You don't use soaps or detergents. No scrubbing, no boiling, no sudsing, no laundry. Just rinse for 5 seconds in plain water and our Miracle Towels are perfectly clean again! Women use our Miracle Towels for their hands and face. They are soft as silk. Perfect for cleaning, drying, polishing and dusting. Hundreds of uses; Washing and drying dishes; dusting furniture; cleaning venetian blinds, windows, woodwork, polishing silverware; Washing automobiles; remove makeup; and hundreds and hundreds other uses.

Every-day price of package of 5 extra-large — 24 x 18" — towels is \$1.00. You also get FREE a marvelous Plastic Food Bag to keep fruit, vegetables and other foods fresh and tasty. For limited time — only one to a customer — you get \$1.00 package FREE! All we ask is 25c for postage and handling. Order TODAY before offer is withdrawn.

\$1.00
SAMPLE
PKG.
FREE

L & M COMPANY

510 St. Charles

Dept. 20-F

St. Louis, Mo.

Reducing Specialist Says: **MOST ANY PART OF THE BODY WITH**

LOSE WEIGHT

Spot Reducer

Relaxing • Soothing Penetrating Massage



REDUCE Where It Shows Most

TAKE OFF UGLY FAT!

Don't Stay FAT—You Can LOSE POUNDS and INCHES SAFELY

without risking HEALTH

Take pounds off—keep slim and trim with Spot Reducer! Remarkable new invention which uses one of the most effective reducing methods employed by masseurs and turkish baths—**MASSAGE!** With the SPOT REDUCER you can now enjoy the benefits of **RELAXING, SOOTHING** massage in the privacy of your own home! Simple to use—just plug in, grasp handle and apply over most any part of the body—stomach, hips, chest, neck, thighs, arms, buttocks, etc. The relaxing,

soothing massage breaks down **FATTY TISSUES**, tones the muscles and flesh, and the increased awakened blood circulation carries away waste fat—helps you regain and keep a firmer and more **GRACEFUL FIGURE!**

Your Own Private Masseur at Home

When you use the Spot Reducer, it's almost like having your own private masseur at home. It's fun reducing this way! It not only helps you reduce and keep slim—but also aids in the relief of those types of aches and pains and tired nerves that can be helped by massage! The Spot Reducer is handsomely made of lightweight aluminum and rubber and truly a beautiful invention you will be thankful you own.

AC 110 volts.



UNDERWRITERS LABORATORY APPROVED

TRY THE SPOT REDUCER 10 DAYS FREE IN YOUR OWN HOME!

Mail this coupon with only \$1 for your Spot Reducer on approval. Pay postman \$8.95 plus delivery—or send \$9.95 (full price) and we ship postage prepaid. Use it for ten days in your own home. Then if not delighted return Spot Reducer for full purchase price refund. Don't delay! You have nothing to lose—except ugly, embarrassing, undesirable pounds of **FAT.**

MAIL COUPON NOW!

SENT ON APPROVAL

**SPOT REDUCER CO., Dept. B-57
318 Market St., Newark, New Jersey**

Please send me the Spot Reducer for 10 days trial period. I enclose \$1. upon arrival I will pay postman only \$8.95 plus postage and handling. If not delighted I may return SPOT REDUCER within 10 days for prompt refund of full purchase price.

I enclose \$12.98. Send DeLux Model.

Name


Address

City State.....

SAVE POSTAGE—check here if you enclose \$9.95 with coupon. We pay all postage and handling charges. Same money back guarantee applies.

I enclose \$12.98. Send DeLux Model.

LOSE WEIGHT OR MONEY BACK



ALSO USE IT FOR ACHEs AND PAINS



CAN'T SLEEP:

Relax with electric Spot Reducer. See how soothing its gentle massage can be. Helps you sleep when massage can be of benefit.



MUSCULAR ACHEs:


A handy helper for transient relief of discomforts that can be aided by gentle relaxing massage.

Like a magic wand, the "Spot Reducer" obeys your every wish. Most any part of your body where it is loose and flabby, wherever you have extra weight and inches, the "Spot Reducer" can aid you in acquiring a youthful, slender and graceful figure. The beauty of this scientifically designed Reducer is that the method is so simple and easy, the results quick, sure and harmless. No exercises or strict diets No steambaths, drugs or laxatives.

Thousands have lost weight this way—in hips, abdomen, legs, arms, etc. The same method used by many stage, screen and radio personalities and leading reducing salons. The "Spot Reducer" can be used in your spare time, in the privacy of your own room. It is Underwriters Laboratory Approved! Two weeks after using the "Spot Reducer," look in the mirror and see a more glamorous, better, firmer, slimmer figure that will delight you. You have nothing to lose but weight for the "Spot Reducer" is sold on a

MONEY BACK GUARANTEE

Opportunities Knock



The charge for classified advertisements is \$1.25 a word payable in advance by check, cash or money order. All classified set solid, without display, leading, or blank space. All copy subject to publisher's approval. For clarity, please type or print your copy. Be sure that check, currency or money order accompanies copy. When figuring the number of words be sure to include name and address. For example: A. E. Smith. is three words.

AGENTS WANTED

MAKE EXTRA MONEY—for yourself, club or church. Up to 100% profit selling big value Christmas, All-Occasion greeting card assortments to friends, others. 7 leading 21 card \$1.00 boxes, Religious and Novel cards. Gift Wrappings, Ribbons, Stationery, Napkins, Animated Books, Sewing Kits, unusual Gifts. Over 150 items. Bonus plan. Experience unnecessary. Write for Samples on approval, Special Offers. Hedenkamp, 361 Broadway, Dept. WB-22, New York.

BE A MONEY MAKER—Use your home as magazine headquarters. Liberal commissions. No experience—No capital needed. Everything furnished. Write for Free Catalog. McGregor Magazine Agency, Dept. 710, Mount Morris, Ill.

BUY WHOLESALE—25,000 items. Catalogue 25c, Matthews, 1472-H9 Broadway, NYC, 18.

SPARETIME PROFITS taking magazine subscriptions. Wholesale catalog free. Cassell Publishers, Westfield 10, New Jersey.

NEW PLASTIC Mending Tape. Just press on! Repairs clothing instantly. Lightning seller. Samples sent on trial. Kristee, 148, Akron, Ohio.

SPARETIME PROFITS! Buy wholesale! Buttons, ribbons, laces, scarfs, handkerchiefs, plastics, nylons, kiddywear. Free price list. Springer's, 1141 Broadway, N. Y. C.

HERE'S MONEY. Big profits selling America's finest greeting cards. Four beautiful assortments 21 cards for \$1.00. Also novelty cards, imprint cards and stationery, matches, napkins, unusual gift items. Over 100 fast sellers. Senrab Company, 129 North Warren St., Syracuse, N. Y.

ANYONE CAN sell Hoover DuPont Nylon Uniforms for beauty shops, waitresses, doctors, nurses, others. In white and colors. Exclusive styles. Top quality. Low priced. Exceptional income. Real future. Equipment free. Write fully. Hoover, Dept. F-115, New York 11, N. Y.

ART, ART SUPPLIES

STENCILS FOR Textile Painters—Now available, especially designed shaded stencils with complete pattern printed on each sheet of stencil set. Many designs to decorate towels, curtains, ties, blouses, pillowcases, etc. Send 25c in coin for sample stencil set, directions for painting and illustrated catalog. Aluminum Art Products, 225 W. 8th Street, Kansas City 6, Mo.

ARTIFICIAL FLOWERS, SUPPLIES

ARTIFICIAL FLOWER MATERIAL. Make flowers out of old nylon hose. Free Price List. Dali, 6035H West Cermak, Cicero, Illinois.

BEADS

BEADS: All kinds. Send stamp for New Necklace designs. Imperial Bead Co., W1905 Marmion Ave., New York City 60.

BUSINESS OPPORTUNITIES

MONEY in new greaseless doughnuts. Start in kitchen. No smoke. Sell stores. Free recipes. Arthur Ray Co., 3605 South 15th Ave., Minneapolis 7, Minnesota.

FABULOUS EARNINGS — Fascinating pastime. Growing Genuine, living miniature (Ming) Trees. New sensational Business or Hobby. Astounding information Free. Dwarf Gardens, Box 355G, Briggs Station, Los Angeles 48, Calif.

INVISIBLE REWEAVING—Big profit, big demand, easy-to-learn low-cost complete course—nothing else to buy, ever. Details free, write today. Fabricon, Dept. FF-9, 8342 S. Prairie Ave., Chicago 19, Ill.

MANUFACTURE YOURSELF: Cleaners, Polishes, Cosmetics. Catalog Free. Kempico, Parkridge, Ill.

EARN MONEY EVENINGS, copying and duplicating comic cartoons for advertisers. Adservice, Argyle 17, Wisconsin.

TO \$35.00 Weekly, Spare Time, Home Work. Lynn, 10420-W National, Los Angeles 34, California.

WHY NOT MAKE Extra Dollars repairing zippers? Excellent profits, uncrowded field. Details free. Texas Specialty Co., 204-WB Texas. Texarkana, Texas.

INVISIBLE REWEAVING. Men—Women. Instructions shipped for no-risk examination. \$5.00 hour possible spare-full time. Reweave burns, tears, moth-holes like new at home. Free details. Skilweave, 1717-JD Westwood, Los Angeles 24.

BOOKKEEPERS, former bookkeepers, secretaries; Ladies or gentlemen; Earn to \$200 week. Operate Bookkeeping or Business Service from home. Full-spare time. Details free. Commercial, 411K, Fairfield Rd., High Point, N. C.

BUTTONS

700 NEW Buttons \$1.00. All colors, designs, sizes. Dozens of "sets" for dresses, etc. Guaranteed. Send No Money! Grandma Goodwin, Dept. D51C, Girard, Illinois.

NEED BUTTONS? See Page 24.

CACTI

7 RARE Dwarf Flowering Cactus Plants, including Sacred Mushroom, for \$1. Cash orders postpaid. Resurrection plant Free if prompt. Aunt Pat, Edinburg 1, Texas.

CONTESTS

WIN CONTEST Money. General Contest Bulletin gives hundreds of tips. Lists current contests and rules. Sample 25c. General Contests, 1609 East 5th, Dept. 112, Duluth, Minn.

CRAFT SUPPLIES

LEATHERCRAFT. Everything needed by beginners, advanced hobbyists and professional leatherworkers. Largest stock of supplies in U. S. Moderate-priced tooling leathers, top quality calfskins, tools, supplies, kits. Send 10c for Big Catalog. J. C. Larson Co., 820 S. Tripp, Dept. 2160, Chicago 24.

DRESDEN CRAFT

SEND 25c for new 1952 illustrated Dresden craft catalog. 100's of new items. Featuring Mrs. Helm's paints and instruction books. Klosterman's, 954 Arcade Ave., St. Paul, Minnesota.

EARTHWORMS

\$200 MONTHLY. Raising Earthworms, Backyard. Booklet 25c. Marvin Dickman-1, Willow Springs, Mo.

UNUSUAL INFORMATION free. Wainwrights, 775—8th Street, Hermosa Beach 1, California.

FASHION DESIGNING

DESIGN SMART Fashions for yourself or others. Fascinating, profitable field. Learn at home in spare time. Practical basic training. Sound "learn-by-doing" method. Write for free booklet. National School of Dress Design, 835 Diversey Parkway, Dept. 1194, Chicago 14, Ill.

FEMALE HELP WANTED

WOMEN earn money at home. Sew our ready cut "Rap-A-Round." Easy—profitable. Hollywood Mfg. Co., Dept. V, Hollywood 46, Calif.

LADIES—\$30 weekly, spare time, making studio roses at home. Easy, looks, smells real. Write, Studio Co., Greenville 4, Penna.

AMAZING NEW SELLER! Chenille rugs and bath mat sets personalized with woven-in names and monograms. All colors. Low priced; big commissions. Miniature Sample Rug and Sales Kit free. American Mills, Dept. 506, Indianapolis 7.

FIFTH AVENUE New York Firm desires women to sell dresses, suits, lingerie. Seen "Vogue", "Mademoiselle". Good commissions. Write. Modern Manner, 260BW Fifth Avenue, New York.

WOMEN—Can you use \$50.00 to \$100.00 per week as an extra income? Excellent earnings for 2 hours spare time, afternoons or evenings, demonstrating via the James Plastic Party Plan! No investment! No canvassing! No previous experience necessary! Use of car helpful. Write James Household Plastics Co., 263 Main St., Dept. WO-10, West Orange, New Jersey.

FIGURINES

JENSEN'S FIGURINES, 512-514-516 Cedar Ave., Minneapolis, Minn. Send 50c for large photo illustrated catalog containing complete painting instructions.

ILLUSTRATED FIGURINE PAINTING Instruction Book. Hundreds photolisted Plaster, Rock-O-Stone-Bisque items. Remit \$1. Mail Order Service, 845 S. Wabash, Chicago 5.

HANDCRAFT

PERSONALIZE—DECORATE glassware. Easily etch beautiful designs, monograms, initials in three minutes. Write for free folder, Etchall, Inc., Columbia 1, Missouri.

QUALITY needlework, crocheting, knitting, Handcrafts Wanted. 25c (refunded). Handwork Service, 56 Dorchester, Pittsfield, Mass.

HOBBIES

LEATHERCRAFT, textile painting, beadcraft, shellcraft, many other crafts. Big free catalog shows everything you need. Kit Kraft, 7377 Melrose, Hollywood 46, Calif.

HOBBY SUPPLIES

INDIAN Beadwork, Leathers, Beads, Feathers, Moccasins, Wigs, Supplies; buying direct from Indians; prices reasonable. Free list. Pawnee Bill's Indian Trading Post, Box 35-W, Pawnee, Oklahoma.

HOME SEWERS WANTED

WANTED—WOMEN interested in sewing at home for Gifts and Store sales. Fast, Easy-Money for you. Enclose 35c for Sewing samples and working details. Liebig Industries, Beaver Dam 3, Wisconsin.

INSTRUCTION

HIGH SCHOOL—No Classes. Study at home. Spare time. Diploma awarded. Write for Free Catalog HAW-10, Wayne School, 2527 N. Sheffield, Chicago 14, Ill.

OIL COLORING PHOTOGRAPHS can be a fascinating hobby or profitable sideline for those with artistic talent. Learn at home. Easy simplified method. Send for free booklet. National Photo Coloring School, 835 Diversey Parkway, Dept. 1195, Chicago 14, Ill.

JEWELRY & FINDINGS

RHINESTONES, jewelry settings, cameos, sequins, beads. Send 10c for Illustrated Catalog. J & M Novelties, Dept. CG-2, Griffith, Ind.

5000 JEWELRY STYLES, You can easily make yourself—Pins, Earrings, Bracelets, Rings, Matched Ensembles. Instructions and Catalog—10c. Barrys, 103 Ardsley Court, Newark, N. J.

UP TO \$25 weekly assembling costume jewelry at home. Send 10c for complete money making plan. Gemcraft, 1812F E. 13th St., Cleveland 14, Ohio.

LEATHERCRAFT

OUR BIGGEST Leather and Craft Catalog yet! 1000's of items. Send 25c (refunded with 1st order). Russo Handicraft Supplies, Dept. 6-B, 245 S. Spring, Los Angeles, Calif.

HAVE FUN! Make Money! "Working with Leather," 64-page booklet tells how. Send 25c for copy. Free gift if you mention this magazine. Valuable information included. No foreign orders. Wilder & Company, 1031 Crosby, Chicago 10.

LEATHERCRAFT FOR PLEASURE or Profit. Make easy-to-assemble purses, belts, gloves, wool-skin toys, 100 other items for gifts or to sell. Send 10c today for big catalog. Larson Co., 820 S. Tripp, Dept. 2161, Chicago 24.

MISCELLANEOUS

YOU CAN ENTERTAIN with Chalk Talks. Catalog 10c. Balda, Trick Cartoonist, Oshkosh, Wis.

OUTDOOR TOILETS, Cesspools, Septic Tanks cleaned, deodorized with amazing new product. Just mix dry powder with water; pour into toilet. Safe, no poisons. Save digging, pumping costs. Postcard brings free details. Burson Laboratories, Dept. H-82, Chicago 22, Ill.

MUSIC, MUSICAL INSTRUMENTS

ELECTRIC GUITARS, amplifiers, wholesale. Free Catalog. Carvin WB, Baldwin Park, Calif.

NEEDLECRAFT SUPPLIES

GET 40% discount by purchasing sewing supplies from wholesaler's catalog; 48 pages illustrating thousands of items. Send 25 cents. Newark Dressmaker Supply Company, 671 Broad Street, Newark, New Jersey.

NURSES TRAINING SCHOOLS

MAKE UP to \$45-\$55 Week as a Trained Practical Nurse! Learn quickly at home. Booklet free. Chicago School of Nursing, Dept. M-5, Chicago.

PRACTICAL NURSING—Learn Easily at home, Spare Time. Big demand, good earnings. High School not necessary. Write for free facts. Wayne School, Dept. EY-12, 2525 Sheffield, Chicago 14, Ill.

OF INTEREST TO WOMEN

CROCHETERS, HANDWORKERS: Want to sell to shops? Send postcard for free information. F. Schramm, 3118 N. Sawyer, Chicago 18, Ill.

MAKE MONEY Sewing At Home. Part or full time. We instruct. Write Jud San Products, 518 E. 105th St., Dept. W, Cleveland, Ohio.

CLUBS, CHURCHES, Auxiliaries, etc. Earn \$100-\$250 or \$500 cash, plus 24 handsome wood card tables for your club! Has earned Good Housekeeping Seal. Nothing to pay, no risk. Write for details about the Mathers Advertising Card Table Plan. F. W. Mathers, Dept. WB, Mt. Ephraim, N. J.

EARN SPARE time money sewing neckties. We instruct; all materials furnished. Easy, Fascinating, Profitable. Tyecraft Products Co., 3517 East 133rd St., Cleveland, Ohio.

EARN while learning to hand paint textiles. No canvassing. Screen-Art Service, Stillwater 9, Minnesota.

SILVERWARE EXPERTLY restored to its original beauty by master Silversmiths. Lowest prices. Write for free literature. Crowder Plating Co., 616-M West 24th St., Norfolk, Va.

NYLET CORSAGE KIT. Complete instructions and materials for 2 Nylon Flowers—\$1.00 postpaid. Jumbo Nylon Kit. Makes 16 Flowers, \$3.00 postpaid. Hobby Lobby Shop, 319 Mesquite, Corpus Christi, Texas.

READY CUT STENCILS—Get the How-To-Do-It Book, giving the latest Painting Technique and better work in half the time. Over 300 illustrations for Tablecloths, Pillowcases, Towels, Curtains, Blouses, Neckties, etc. Color chart included. Send 25c in Coin or Stamps Today. Refundable on first \$1.00 order. Ready Cut Stencils, Box 717 WB, Des Moines 9, Iowa.

EXTRA MONEY. Spin angora wool at home. Angora House, WB, Springfield, Illinois.

QUILT, batting filled Acetate Satin Baby Comforter yourself. Free information from Cole's 8 Mill, Peru, Indiana.

CASH for old dolls, doll parts. Mildred Pierce, 1746 North Holyoke, Wichita, Kansas.

OLD COINS WANTED

WE PURCHASE Indianhead pennies. Complete all-coin catalogue 20c. Fairview, 277 Broadway, New York 7.

OLD GOLD & JEWELRY WANTED

HIGHEST CASH PAID For Old, Broken Jewelry, Gold Teeth, Watches, Silverware, Diamonds, Spectacles. Free Information. Satisfaction Guaranteed. Rose Smelting Company, 29-WB East Madison, Chicago.

WATCHES WANTED. Any condition. Also broken jewelry, spectacles, dental gold, diamonds, silver. Cash sent promptly. Mail articles or write for free information. Lowe's, 1 Holland Bldg., St. Louis 1, Mo.

PHOTOS, COLORING, FINISHING

SENSATIONAL INTRODUCTORY Offers! Send snapshot or negative, this ad and 10c. We'll send beautiful 7" x 5" enlargement. Or, Kodak roll developed and printed—with this ad—only 25c, or 8 Giant prints from roll 30c. Reprints from negatives, regular size, 4c each or 8 for 25c; Giant size 5c each or 6 for 25c. This ad must accompany order. Immediate delivery. Free mailers. American Studios, Dept. 17, LaCrosse, Wisconsin.

ONLY 25c for 8 beautiful enlarged prints from your roll or negatives. (Trial Offer). 16—50c. Quick Service. Money-back guarantee. Willard Studios, Box 3535A, Cleveland, Ohio.

OIL COLORING photographs can be a fascinating hobby or profitable sideline for those with artistic talent. Learn at home. Easy simplified method. Send for free booklet. National Photo Coloring School, 835 Diversey Parkway, Dept. 1191, Chicago 14, Ill.

PIANO ROLLS

NEW PLAYER Piano Rolls. Susie Ketchum, Box 1058-B, Springfield, Ill.

PLASTICS

NEW LIQUID casting plastic. Clear, colors. Embed flowers, insects, coins. Saw, Drill, Carve. Send 25c for Wholesale Catalog and New Sales Manual showing how to make money at home. Castolite, Dept. G-135, Woodstock, Ill.

HOME REPAIR KIT for all Plastic articles. \$1.00. Free Information. Plastic-Industries, Box 1138, Santa Fe, New Mexico.

RIBBONS

RIBBONS! BARGAINS! 70 yds. \$1; 175 yds. \$2. Gorgeous variety on rolls. All New. Postpaid or COD plus postage. Money back guarantee. Free Catalog. Wotring Co., Catasauqua 69, Penna.

SALESWOMEN WANTED

FREE Plastic Apron to all who want to make money. We show you how. Sell wonderful line Plastics using our sensational Party Plan. Apron and money-making details sent immediately. Send postcard today to L & M Company, Dept. 15-F, 510 St. Charles, St. Louis, Mo.

FREE SAMPLES, and amazing plan, giving you gorgeous Dress without penny cost. Rush name today with dress size. Hartford Dept. G-735, Cincinnati 25, Ohio.

STAMPS

ALBUM! HOLDS over 1000 stamps!! Only 10c. Stampmart, Hartford 1, Conn.

FREE STAMP "Circus" Giants, Pygmies, Kangaroos, Snakes, Rhinoceros, Ostriches, with approvals. Niagara Stamp Company, 187 Queensway, Niagara on the Lake, Canada.

FREE! Scott's International Album. Other big premiums. Full particulars with approvals. Raymax, 68-AK Nassau St., New York 38.

YARN

IMPORTED RAMIE Yarns, for handweaving, crocheting and fine knitting. Samples and Prices on request. G. J. Hayslip, Zellwood, Florida.

Salvaging Useless Linens

Doris P. Wilson

Have you often wondered what to do about those unmatched crocheted or embroidered doilies, scarves, etc., which lie unused among your linens?

Here are a few ideas on how to utilize them:

(1) Those which show some wear in small areas can be used to make dainty doll clothes and accessories.

(2) Crocheted lace runners which have outlived their usefulness can be cut down to chair-set size, the edges finished off with single crochet.

(3) An attractive blouse front for a sheer cotton blouse can be made by using part of a crocheted runner, vestee-style. Finish off with a narrow button-studded strip of blouse material down the middle, and a small flat bow and binding around the high neckline.

(4) Small doilies of the fine thread variety can be gathered or shirred into a dainty flower-like choux, rosette, or butterfly bow, then starched pertly to dress up the neckline of a black or navy frock. If matching pieces are available, ruffled cuffs can be made by cutting away the doily centers and gathering to fit. Collars can be made from larger sizes, by cutting away the centers, and making a front opening slash. Bind with bias tape, or finish off with single crochet. Embroidered doilies with plain centers can also be used for this type of restyling.

(5) The plain linen centers of doilies with worn-out edges can be used as centers for crocheted ruffled doilies. The center portion is usually covered


by a vase or figurine when the doily is in use, and this method will shorten the crocheting time.

AMAZING • REAL

SEWING MACHINE

REAL SEWING ACTION

READY TO SEW!




IMAGINE ONLY \$398 complete

- Every Adult or Youngster Can Operate Machine
- Sewing with Complete Safety
- Has Table Clamp, Spool Thread, Needle

Now, every young lady can stitch 'n' sew for herself—and for you—on her own sewing machine. This remarkable, imported sewing machine is easy to operate—just turn the handle of the crane . . . the machine does the rest! It's thrilling and interesting to do your own sewing—and imagine the money you will save! Made of all sturdy metal and finished in colorful, non-chipping enamel. A clamp holds the machine firmly to the table. **SEND NO MONEY!** Remit with order and we pay postage, or C.O.D. plus postage.

NOVELTY MART Dept. 226
59 EAST 8th STREET, NEW YORK 3, N. Y.



Basket of Books

THE BUFFET COOKBOOK

Ruth L. Holberg

(209 pages; Thomas Y. Crowell Co., New York City, N. Y.; \$3.00)

One woman's successful answer to the problem of how to be a happy, though maidless hostess is contained in Ruth Holberg's compilation of about one hundred menus and five hundred recipes presented here in "The Buffet Cookbook." Believing strongly that a hostess belongs with her guests and not in the kitchen, she has designed buffet dishes that may be prepared in advance and that merely require last minute heating. She has also kept in mind the soaring prices of food and has planned menus to fit even a definitely restricted budget. With rare thoughtfulness, she has eliminated the need for a knife so that no male sitting down to one of her meals will have to worry about cutting meat on a plate precariously balanced on his knees. She rec-


ommends using two plates per person, a large dinner plate and a smaller one for dessert, and never those made of paper, through which an unwary guest may stab a fork. She also suggests that one use cloth napkins large enough to cover a lap.

Dividing her book into four sections, Mrs. Holberg has planned seasonal menus for spring, summer, fall, and winter in that order, taking into consideration the various occasions and holidays when one frequently entertains. For spring she suggests such dishes as Russian meat balls, chicken chow mein, delectable and inexpensive item called Norwegian fish mousse, barbecued meat loaves, and a Brunswick stew made with chicken, corn, lima beans, potatoes, tomatoes and assorted seasonings that she recommends serving when the man of the house wants "the boys" in for a simple, hearty meal. She also offers a recipe for doctoring up corned beef hash in such tasty fashion that one could well offer it to guests with pride. In the vegetable line, particularly appealing is her recipe for asparagus a la Polonaise. She serves that with sweetbreads and mushrooms and a green rice ring that sounds wonderful.

MAKE MONEY

AT HOME . . . EASILY!

No skill required to assemble the multi-colored "FLAMING FLAMINGO." \$1 kit contains instructions and radiant jewel-toned sequin strips . . . makes 10 finished pins. Sells for \$1 to \$2 each! Money back if not satisfied. CATALOG 10c . . . FREE with order.



only
\$1
p.p.

CREATE-A-CRAFT, Dept. 2, 216th St. & 38th Ave., Bayside 61, N. Y.

Among the summer recipes the more outstanding ones are for tongue mousse, boiled salmon, deviled eggs, cucumbers in sour cream, orange bread, a special chocolate sauce, and black bottom pie. Interesting too is the recipe for crunchy onions served with a June dinner that includes tongue with cherries, new potatoes, green salad, hot rolls, and Viennese strawberry torte.

In the fall section one finds recipes for hot potato salad, macaroni with olive sauce, spinach plus, and a concoction called witch house casserole which is ideal, according to Mrs. Holberg, when one's son announces he has invited a dozen friends for the week end. For a bachelor's dinner she suggests a menu consisting of veal chops a la Jackson, orange rice, asparagus amandine, rolls, pears in port and sponge cake. It all sounds so good it seems unfair to exclude women from the guest list.

Winter, of course, means heavier, truly filling food. Accordingly, Mrs. Holberg has planned menus that include Scandinavian pork chops, frankfurters a la Frederick, macaroni and cheese, sea food supreme, green goddess salad, a wonderful Italian dinner, beef roulade (round steak rolled around a fine stuffing and served with a mushroom and sour cream sauce), and an English dish known as bubble and squeak that should delight any hearty eater. There are also excellent special menus for Christmas and New Year's Eve.

None of these meals is elaborate, very few are expensive. Mrs. Holberg has done practically everything for her readers except write out their guest lists and actually cook the meal. Entertaining, and being entertained, the Holberg way should be a definite pleasure for everyone concerned, particularly the hostess.

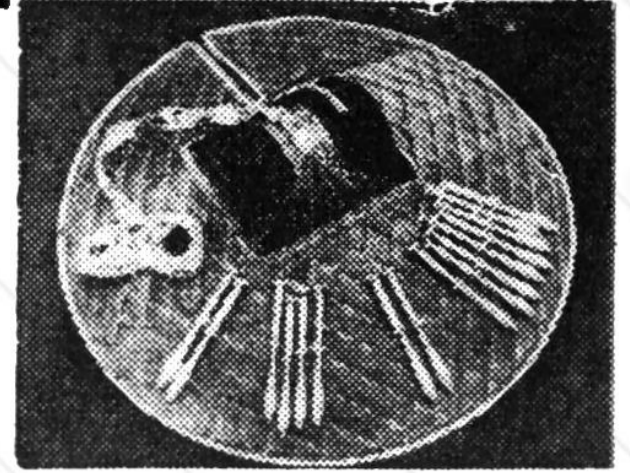
Get This Complete — BOBBIN LACE KIT

Make beautiful bobbin lace, like shown here, Complete Kit—loom, bobbins, yarns, patterns, instructions.

Shipped flat — assembled 15 minutes. Satisfaction or money refunded. **Postpaid Only \$9.98**


GOLDEN RULE PRODUCTS

— Est. 1888 115 Franklin St., New York 13, N. Y.



NEEDLE BARGAIN

Fine Steel sewing needles for less than one cent each! A real value . . . Each needle is nickel plated with gold dipped eye. It's a pleasure to sew with these needles. Packed 60 needles, assorted sizes, to kit. A free threader in each kit. Three kits, or 180 needles, for only \$1.00. One kit of 60 needles 60c Postpaid. Money back if not satisfied. Send cash or check, or order C.O.D.



LARNIK SALES

263 Main St., West Orange, N. J.

LIKE TO SEW?

START A MAISONETTE DRESS SHOP AT HOME — TURN YOUR HOBBY INTO CASH This Easy Way

Wonderful opportunity for women who sew. Show friends and neighbors nationally known Maisonette dresses in latest exclusive styles and materials at big savings. Make big profit on every sale—and handle all needed alterations for extra income. No experience needed. **GET YOUR OWN DRESSES FREE AS EXTRA BONUS. Write for details TODAY. ALL FREE.**

MAISONETTE FROCKS
86 SYCAMORE ST., ANDERSON, INDIANA



Dupont NYLON ELASTIC HOSE

SAVE UP TO 50%

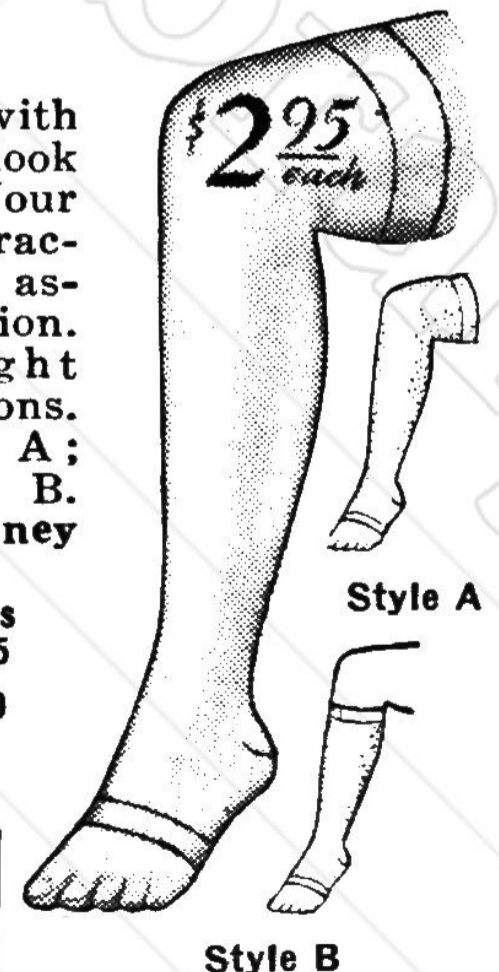
EXTRA SHEER TWO-WAY STRETCH

Seamless, so sheer, with full fashioned heel, look like regular hose. Your legs look more attractive. 2 way stretch assures comfort, protection. Irregulars have slight hard-to-see imperfections. Full length, Style A; knee length, Style B. Prompt shipment. **Money Back Guarantee.**

Perfect Qual.	Irregulars
Ea. \$4 ⁹⁵	Ea. \$2 ⁹⁵
Pr. \$8 ⁹⁰	Pr. \$5 ³⁰

Give size, style, calf measure on order

Fully Guaranteed Not to Fade Nor Discolor Order Today



A. M. MFG. CO. 549 W. Randolph St. Dept. WB6, Chicago 6, Ill.

**NEW! MAGIC PANEL FEATURE SLIMS YOUR APPEARANCE
LIKE MAGIC! LOOK SLIMMER, MORE YOUTHFUL!**

REDUCE YOUR APPEARANCE



You will look like and feel like this beautiful model in your new and improved cool—light weight FIGURE-ADJUSTER

THE FIGURE-ADJUSTER MUST BE THE BEST GIRDLE YOU EVER WORE . . . YOU MUST FEEL MORE COMFORTABLE, and you MUST look and feel younger . . . Your shape MUST be noticeably improved or you get every cent back at once!

No matter how many other girdles you have tried, we believe: NO OTHER GIRDLE CAN DO FOR YOU MORE THAN THE FIGURE-ADJUSTER! No other girdle or supporter belt offers you more TUMMY CONTROL, BULGE control, HOLD-IN and STAY-UP power . . . safely, scientifically. No other girdle can begin to approach the miracle-working FIGURE-ADJUSTER feature! Figure-Adjuster is LIGHT in weight, (ideal for ANY weather) yet powerfully strong! Figure-Adjuster allows AIR to circulate through it, ABSORBS perspiration, is made by the most skilled craftsmen, and allows you to ADJUST it to just the right amount of BULGE-CONTROL you like and NEED for an IMPROVED FIGURE!

MAGIC PANEL CONTROL—No laces show when you wear a SLIMMING Figure-Adjuster. The control you get is completely COMFORTABLE . . . Its satin TUMMY PANEL laces right up to meet the bra—NO MIDRIFF BULGE! LIFTS and FLATTENS the tummy. SLIMS down the waist, TRIMS the hips and eliminates the "SPARE TIRE" waistline roll! The magic ADJUSTABLE, slimming, easily controlled panel is scientifically designed and is the result of testing different kinds of panels on thousands of women! Figure-Adjuster creates the "BALANCED PRESSURE" that gives each bulge the exact amount of RESTRAINT it requires. It gives you the right amount of SUPPORT where YOU need it MOST! Let Figure-Adjuster give you MORE figure control . . . for more of your figure . . . let it give you a more BEAUTIFUL FIGURE . . . the slimmer, trimmer figure that INVITES romance! You ACTUALLY APPEAR SLIMMER AT ONCE WITH THE MAGIC PANEL control of Figure-Adjuster. Colors nude, blue or white. Sizes 24 inch waist to 48, only \$4.98.

MAKE THIS TEST WITH YOUR OWN HANDS!

Clasp your hands over your ABDOMEN, press upwards and in gently but FIRMLY. You feel better, don't you! That's just what the UP-LIFT adjustable FIGURE-ADJUSTER does for you, only the FIGURE-ADJUSTER does it better. MAIL COUPON AND TEST IT AT HOME FOR 10 days TRIAL at our expense! NO OTHER GIRDLE AT THIS PRICE CAN GIVE YOU BETTER SUPPORT, can make you look better, feel better or appear slimmer and younger! Sizes 24-48 waist.

100% MONEY-BACK GUARANTEE!

Test the Figure-Adjuster at home for ten days TRIAL, at our expense! It's sent on approval! It must do all we claim for it or return it after ten days and we'll send your money right back. We take all the risk . . . that's because we know that even though you may have tried many others you haven't tried the BEST until you have tried a FIGURE-ADJUSTER! MAIL COUPON NOW!

**GUARANTEED TO DELIGHT
OR YOUR MONEY BACK!
10-DAY FREE TRIAL**

GIFT

"SECRETS OF LOVELINESS" booklet tells how to take advantage of correct choice of clothes, proper use of make-up and other secrets to help you look years younger, pounds and inches slimmer, will be included.

**For Your Figure's Sake
MAIL THIS COUPON NOW!**



**TRULY SENSATIONAL AT
NOW \$4.98**

formerly \$6.50

**TRIM THE APPEARANCE OF
UNWANTED INCHES OFF
YOUR MIDRIFF, waist and**

hips with comfort. New scientific construction whittles away the appearance of rolls and bulges . . . slimming, easy-to-adjust rayon satin tummy panel laces right up to your bra. In powerful elastic. White, light blue or nude. Small (25"-26"), Medium (27"-28"), Large (29"-30"), Extra Large (31"-32"). Also "PLUS" SIZES for the fuller figure, XX (33"-35"), XXX (36"-38"), XXXX (39"-40"), XXXXX (41"-44"), XXXXXX (46"-48").

SEND NO MONEY

**FIGURE-ADJUSTER CO., DEPT. 576
318 Market St., Newark, New Jersey**

Yes! Please rush "FIGURE-ADJUSTER" on approval. If not delighted I may return girdle within 10 days.
 I will pay postman \$4.98 plus postage.
 I enclose \$5.00, cash, check or money order, send postage prepaid. (I save up to 75c postage.)

Color.....2nd color choice.....

Size.....Panty Girdle.....Girdle.....

Name.....

Address.....

City.....Zone....State.....

Please PRINT carefully. Be SURE to give YOUR SIZE.



SAVE \$13.00. GET 18 TUNES FOR \$2.98

NEWEST Hit Parade Break-Resistant Vinylite Filled RECORDS



18

CHOOSE . . .

- 18 Hit Parade Tunes
- OR
- 18 Most Loved Hymns
- OR
- 18 Hill Billy Hits

Brand New Discovery—6-IN-1 Vinylite BREAK-Resistant Records—Play Up to 10 Full Minutes.

18 NEWEST HIT TUNES

It's No Sin
Please,
Mr. Sun
Bermuda
Wheel Of
Fortune
Blacksmith
Blues
Tiger Rag
Slow Poke
Cry
Charmaine
Anytime



Hambone
Blue Tango
Perfidia
Tell Me
Why
The Little
White
Cloud
That Cried
Jealousy
Shrimp Boats
Be My Life's
Companion

Or 18 HILL BILLY HITS

It Is No
Secret
May the
Good Lord
Bless and
Keep You
Give Me
More,
More, More
Alabama Jubilee
Silver and Gold
Music Makin'
Mamma From
Memphis
Baby We're
Really in Love
Hey, Good
Lookin'



Too Old to Cut
the Mustard
Always
Late
Cryin' Heart
Blues
Bundle Of
Southern
Sunshine
Wondering
Somebody's
Been Beatin'
My Time
Slow Poke
Let Old Mother
Nature Have
Her Way
Crazy Heart
Mom and Dad's
Waltz

IMPORTANT NOTICE! These tunes are **CONSTANTLY** kept up to date—only the newest tunes are kept on the list.

ORDER BY MAIL AT 500% SAVINGS!

REGULAR 10" RECORDS
Used On All Standard
78 R.P.M. Phonographs
and Record Players.



**YOUR FAVORITE
GROUP OF SONGS!**

\$2.98
ONLY

\$16.02
VALUE
18
TUNES!

**YOU
GET**

A \$16.02
VALUE
FOR \$2.98
YOU SAVE
\$13.04

Now, for the **FIRST TIME**—You can have the **BRAND NEW ALL-TIME HITS** and **POPULAR RECORDINGS**—18 **NEWEST All-Time Hits**, favorites in all—for the **AMAZING, unbelievable LOW PRICE** of only \$2.98. That's right, 18 **TOP SELECTIONS** that if bought separately would **cost up to \$16.02** in stores, on separate records—**YOURS** by mail for only **\$2.98!** YES, you can now get 18 **HIT PARADE** songs—the **LATEST, the NEWEST** nation-wide **POPULAR TUNES**—or 18 of the most **POPULAR HILL BILLY** tunes—some of these tunes are not yet sold by stores—or you get almost a whole complete album of your most wanted **HYMNS**. These are tunes you have always wanted. They will give you hours of pleasure. You can choose from **THREE DIFFERENT GROUPS**—on newest, most sensational **BREAK-RESISTANT** records! These amazing records are **6-IN-1** records—6 songs to a record! They are brand new and play three times as many songs as regular records, and they play on regular 78 R.P.M. speed and fit all Type 78 R.P.M. standard phonograph and record players. These are all perfect. **BREAK-RESISTANT, Vinylite** records free from defects. **RUSH YOUR ORDER** for your favorite group **NOW!** ORDER ALL THREE GROUPS and **SAVE** even **MORE MONEY**, only \$2.98 per group.

SUPPLY LIMITED. That's why we urge you to fill in and mail coupon now! Play these 18 selections ordered, use the **NEW GIFT** surface saving needle for 10 days at home. If you are not delighted, if you don't feel these are the **BEST SOUNDING** records for the price, return within 10 days for **FULL REFUND**. Don't delay, send \$2.98 in check or money order, or put three one dollar bills in the mail with this coupon and **SAVE POSTAGE—DON'T DELAY, MAIL COUPON TODAY!**

HIT TUNES CO. 318 MARKET ST. NEWARK, N. J.

FREE!

If you **RUSH YOUR ORDER** NOW you get at **NO EXTRA COST** whatsoever a **SURFACE SAVING NEEDLE!** ORDER 18 Hit Parade Tunes or 18 Hill Billy Hits or 18 Most Loved Hymns or **ORDER ALL THREE SETS** FOR only \$7.95. But, **SUPPLY** is **LIMITED**; so, order at once. **SEND COUPON TODAY.** Order now on Money-Back Guarantee.

IMPORTANT NOTICE!

These tunes are **CONSTANTLY** kept up to date—only the newest tunes are kept on the list.

18 MOST LOVED HYMNS

The Lord's
Prayer
Onward,
Christian
Soldiers
What a
Friend
We Have
in Jesus
Church in the
Wildwood
In the Garden
Faith of Our
Fathers
There Is Power
in the Blood
Leaning on the
Everlasting
Arm
Since Jesus
Came Into
My Heart



Trust On Me
Jesus Keep
Me Near
the Cross
Softly and
Tenderly
Dear Lord
and
Father of
Mankind
A Mighty
Fortress
Sun of My Soul
Just a Closer
Walk With
Thee
It Is No Secret
What God
Can Do
May the Good
Lord Bless &
Keep You

MAIL COUPON NOW—10-DAY TRIAL OFFER

HIT TUNES COMPANY, Dept. 138
318 Market Street, Newark, N. J.

Gentlemen: Please **RUSH** the 18 Top Selections along with the **GIFT SURFACE SAVING NEEDLE** on your **NO-RISK 10 Day Money Back Guarantee.** I enclose \$2.98 for each group of 18 selections with the understanding that if I am not completely satisfied you will return my money.

- 18 Newest Hit Tunes.....\$2.98
- 18 Hymns 2.98
- 18 Hill Billy Hits..... 2.98
- All Three Groups, 54 Songs..... 7.95

NAME.....
ADDRESS.....
CITY.....ZONE.....STATE.....

GET EXTRA CASH TO HELP MEET TODAY'S HIGH HOSPITAL COSTS!

***HOSPITAL BILLS CAN WRECK YOU IF YOU DON'T HAVE ENOUGH HOSPITALIZATION**

No Time Limit HOSPITAL PLAN

GET FREE BOOK! MAIL COUPON TODAY!



PAYS CASH DIRECT TO YOU, AS LONG AS YOU REMAIN IN THE HOSPITAL *AND PAYS IN ADDITION TO OTHER INSURANCE YOU MAY ALREADY HAVE

Protects You and Your Entire Family
IN CASE OF SICKNESS or ACCIDENT

SAFE! RELIABLE!

COSTS ONLY 3¢ A DAY For Adults
1/2 RATE FOR CHILDREN

Read These Letters

Mrs. N.B.P., Pittsburgh, Pa., writes: "I can't say enough in favor of your company, the way my expenses were taken care of when I was struck by a car. Thanking you again . . ."

V.M.B., Cleveland, Ohio, writes: "We're both in good health, have been members of another association for a long time, but with the higher cost of everything, one Policy isn't adequate protection. That is the reason we're buying additional North American protection. The other Policy pays direct to the Hospital, so any benefits from your Policy will be paid to policyholder."

THIS IS AMERICA'S NEWEST & GREATEST HOSPITALIZATION VALUE! SOLD ONLY BY MAIL! GOOD ANYWHERE IN THE U. S.

Let's talk plainly. Most Hospital Insurance Policies won't meet the full costs of a hospital confinement. Either benefits are too small, or time limited. Then you must dig into family savings to pay the difference. The remarkable NORTH AMERICAN PLAN pays benefits as long as you stay in the hospital — NO TIME LIMIT! Pays cash direct to you — regardless of what you collect from any other insurance for same disability. Costs only 3c a day — half rate for children!

Vitally needed EXTRA protection if already insured! Best protection at lowest cost if not insured!

ACCIDENTAL DEATH and POLIO INCLUDED! One Policy covers individual or entire family, birth to age 70. In addition to Hospital Room and Board Benefits (Rest homes, sanitariums and Govt. Hospitals excluded)—you get Cash Benefits for 74 surgical Operations . . . Lump Cash for Accidental Death . . . Cash Payment for Loss of Eyes, Hands, Feet . . . special Polio Protection, plus other valuable protection included. Maternity Rider available at slight extra cost. No waiting period. We pay CASH DIRECT TO YOU! Be wise! Get FREE BOOK which tells all about this remarkable, low cost insurance value.

NORTH AMERICAN MUTUAL INSURANCE COMPANY
WILMINGTON 99 DELAWARE

DON'T WAIT 'TIL IT'S TOO LATE!

If sickness or accident puts you in a hospital bed—you'll look back and thank your lucky stars you were wise enough to take out North American protection. The cost is so low—a matter of just pennies a day—you can't afford to be without it. Ask anyone who's been through a siege of hospital bills. They'll tell you what a blessing it is to have good, safe Hospitalization to fall back on. So Act Today! Do it before trouble strikes!

GET FREE BOOK!

Truly this is a remarkable Hospitalization Plan. Gives you extra cash when you need it most. Investigate it! Compare it! Buy it! Mail coupon for Free Book. NO OBLIGATION! NO AGENT WILL CALL!

MAIL COUPON FOR VALUABLE FREE BOOK

North American Mutual INSURANCE COMPANY
Dept. 652 WB, Wilmington 99, Delaware

Please send me, without obligation, full details about your new, low cost NO TIME LIMIT HOSPITAL PLAN. No agent will call.

Name

Address

City Zone State

Paste on postal or mail in envelope

MAIL COUPON! DO IT TODAY!