

FREE DISTRIBUTION ONLY. NOT FOR SALE

## Antique Pattern Library

For more information, please see our website at: <http://www.antiquepatternlibrary.org>

This is a scan of an antique book that is, to the best of our knowledge, in the public domain. The scan itself has been edited for readability, and is licensed under the **Creative Commons** Attribution-NonCommercial-ShareAlike License. To view a copy of this license, visit <http://creativecommons.org/licenses/by-nc-sa/2.5/> or send a letter to Creative Commons, 559 Nathan Abbott Way, Stanford, California 94305, USA.

**You may share copies or printouts of this scan freely. You may not sell copies or printouts.**

*Antique Pattern Library is a project of New Media Arts, Inc. <http://www.newmediaarts.org>, a nonprofit organization tax-exempt under IRC 501(c)(3). Donations may be tax deductible, depending on your tax status and tax jurisdiction.*

Donated by

Public Domain Tatting Archive 2006

# Doilies, Doilies and More Doilies



PINEAPPLES • RUFFLES • KNITTED DESIGNS • FLOWERS



# Pineapple Ruffle Doily

**Materials Required:** AMERICAN THREAD COMPANY  
The Famous "PURITAN" MERCERIZED CROCHET COTTON, Article 40

2 balls White  
Steel crochet hook No. 7

**Approximate size:** 17 inches in diameter without ruffle or  
"GEM" MERCERIZED CROCHET COTTON, Article 35,  
size 30

2 balls White  
Steel crochet hook No. 12

**Approximate size:** 13 inches in diameter without ruffle.  
Ch 6, join to form a ring, ch 1 and work 8 s c in ring, join  
in 1st s c.

**2nd Round.** \* Ch 10, s c in next s c, repeat from \* 6 times,  
ch 4, d tr c (3 times over hook) in next s c (this brings thread  
in position for next round).

**3rd Round.** Ch 3, 2 d c in same space, \* ch 7, 3 d c in next  
loop, repeat from \* all around, ch 7, join.

**4th Round.** Sl st to next d c, \* ch 5, 3 d c in next loop, ch 5,  
s c in center d c of next d c group, repeat from \* all around  
ending with ch 5, 3 d c in next loop, ch 2, tr c in same space  
with sl st.

**5th Round.** \* Ch 7, s c in next loop, repeat from \* all around  
ending with ch 3, tr c in tr c.

**6th Round.** Ch 6, d c in same space, \* ch 5, 1 d c, ch 3, 1 d c  
in center st of next loop, repeat from \* all around, ch 5, join  
in 3rd st of ch.

**7th Round.** Sl st into loop, ch 3, d c in same space, ch 3, 2 d c  
in same space, \* ch 3, skip 1 loop, 8 tr c in next loop, ch 3,  
skip 1 loop, 2 d c, ch 3, 2 d c (shell) in next loop, repeat from  
\* all around ending with ch 3, skip 1 loop, 8 tr c in next loop,  
ch 3, join in 3rd st of ch.

**8th Round.** Sl st into center of shell, ch 3, d c in same space,  
ch 3, 2 d c in same space, \* ch 3, 1 tr c in each tr c with ch 1  
between each tr c, ch 3, 2 d c, ch 3, 2 d c (shell) in center of  
next shell, repeat from \* all around ending with ch 3, 1 tr c in  
each tr c with ch 1 between each tr c, ch 3, join in 3rd st of ch.

**9th Round.** Sl st to center of shell, ch 3, 1 d c, ch 3, 2 d c in  
same space, \*\* ch 4, s c between 1st 2 tr c of pineapple, \* ch  
4, s c between next 2 tr c, repeat from \* 5 times, ch 4, 2 d c,  
ch 3, 2 d c in center of next shell, repeat from \*\* all around  
in same manner, join.

**10th Round.** Sl st to center of shell, ch 3, 1 d c, ch 3, 2 d c in  
same space, \*\* ch 4, skip 1 loop, s c in 1st loop of pineapple,  
\* ch 4, s c in next loop, repeat from \* 4 times, ch 4, shell in  
next shell, repeat from \*\* all around in same manner, join.

**11th Round.** Sl st to center of shell, ch 3, 1 d c, ch 3, 2 d c,  
ch 3, 2 d c in same space, \*\* ch 4, s c in 1st loop of pineapple,  
\* ch 4, s c in next loop, repeat from \* 3 times, ch 4, 2 d c,  
ch 3, 2 d c, ch 3, 2 d c in center of next shell, repeat from \*\*  
all around in same manner, join.

**12th Round.** Sl st into loop, ch 3, 1 d c, ch 3, 2 d c in same  
space, \*\* ch 5, shell in next loop, ch 4, s c in 1st loop of  
pineapple, \* ch 4, s c in next loop, repeat from \* twice, ch 4,  
skip 1 loop, shell in next ch 3 loop, repeat from \*\* all around  
in same manner, join.

**13th Round.** Sl st to center of shell, shell in same space, \*\*  
ch 3, shell in next loop, ch 3, shell in next shell, ch 4, s c in  
1st loop of pineapple, \* ch 4, s c in next loop, repeat from \*

once, ch 4, shell in next shell, repeat from \*\* all around in  
same manner, join.

**14th Round.** Sl st to center of shell, shell in same space, \* ch 3,  
1 d c, ch 3, 1 d c in next loop, ch 3, shell in next shell, ch 3,  
1 d c, ch 3, 1 d c in next loop, ch 3, shell in next shell, ch 4,  
s c in 1st loop of pineapple, ch 4, s c in next loop, ch 4, shell  
in next shell, repeat from \* all around in same manner, join.

**15th Round.** Sl st to center of shell, shell in same space, \* ch 4,  
skip 1 loop, 8 tr c in next loop, ch 4, shell in next shell, ch 4,  
skip 1 loop, 8 tr c in next loop, ch 4, shell in next shell, ch 4,  
s c in remaining loop of pineapple, ch 4, shell in next shell,  
repeat from \* all around in same manner, join.

**16th Round.** Sl st to center of shell, shell in same space, \* ch  
4, 1 tr c in each of the next 8 tr c with ch 1 between each tr c,  
ch 4, shell in next shell, ch 4, 1 tr c in each of the next 8 tr c  
with ch 1 between each tr c, ch 4, shell in next shell, shell in  
next shell, repeat from \* all around in same manner ending to  
correspond, join in 3rd st of ch of 1st shell, ch 1, turn.

**17th Round.** Sl st back to center of shell just made, ch 3, turn,  
d c in same space, ch 2, 2 d c in center of next shell, \*\* ch  
4, s c between 1st 2 tr c, \* ch 4, s c between next 2 tr c,  
repeat from \* 5 times, ch 4, shell in next shell, ch 4, s c be-  
tween 1st 2 tr c, \* ch 4, s c between next 2 tr c, repeat from  
\* 5 times, ch 4, 2 d c in center of next shell, ch 2, 2 d c in  
center of next shell, repeat from \*\* all around in same man-  
ner, join.

**18th Round.** Sl st into ch 2 loop, shell in same space, \*\* ch 4,  
s c in 1st loop of pineapple, \* ch 4, s c in next loop, repeat  
from \* 4 times, ch 4, shell in next shell, ch 4, s c in 1st loop  
of next pineapple, \* ch 4, s c in next loop, repeat from \* 4  
times, ch 4, shell in next ch 2 loop, repeat from \*\* all around  
in same manner, join.

**19th Round.** Sl st to center of shell, ch 3, 1 d c, ch 3, 2 d c,  
ch 3, 2 d c in same space, \*\* ch 4, s c in 1st loop of pineapple,  
\* ch 4, s c in next loop, repeat from \* 3 times, ch 4, 2 d c,  
ch 3, 2 d c, ch 3, 2 d c in center of next shell, repeat from \*\*  
all around in same manner, join.

**20th Round.** Sl st to loop, shell in same space, \*\* ch 5, shell in  
next ch 3 loop, ch 4, s c in 1st loop of pineapple, \* ch 4, s c  
in next loop, repeat from \* twice, ch 4, shell in next ch 3 loop,  
repeat from \*\* all around in same manner, join.

**21st Round.** Sl st to center of shell, shell in same space, \*\* ch 4,  
s c in next loop, ch 4, shell in center of next shell, ch 4, s c in  
1st loop of pineapple, \* ch 4, s c in next loop, repeat from \*  
once, ch 4, shell in next shell, repeat from \*\* all around in  
same manner, join.

**22nd Round.** Sl st to center of shell, shell in same space, \* ch  
5, s c in next s c, ch 5, shell in next shell, ch 4, s c in 1st loop  
of pineapple, ch 4, s c in next loop, ch 4, shell in next shell,  
repeat from \* all around in same manner, join.

**23rd Round.** Sl st to center of shell, shell in same space, \*\*  
ch 7, \* thread over hook twice, insert in next loop, thread  
over and work off 2 loops twice, repeat from \* once, thread  
over and work off all loops at one time, ch 7, shell in next  
shell, ch 4, s c in remaining loop of pineapple, ch 4, shell in  
next shell, repeat from \*\* all around in same manner, join.

**24th Round.** Sl st to center of shell, shell in same space, \* ch 7,  
s c in next loop, ch 9, s c in next loop, ch 7, shell in next shell,  
ch 4, s c in next s c at top of pineapple, ch 4, shell in next  
shell, repeat from \* all around in same manner, join.



THE AMERICAN THREAD CO. • 260 W. Broadway • New York 13, N. Y.

• PRINTED • U.S.A. - 1955



**25th Round.** Sl st to center of shell, shell in same space, ° ch 7, s c in next loop, ch 7, s c in next loop, ch 7, s c in next loop, ch 7, shell in next shell, ch 1, shell in next shell, repeat from ° all around in same manner, join.

**26th Round.** Sl st to center of shell, ch 3, d c in same space, °° ch 7, s c in next loop, ° ch 7, s c in next loop, repeat from ° twice, ch 7, 2 d c in center of next shell, 2 d c in center of next shell, repeat from °° all around ending with 2 d c in last shell, join.

**27th Round.** °° Ch 7, s c in next loop, ° ch 7, s c in next loop, repeat from ° 3 times, ch 7, s c in center of 4 d c group, repeat from °° all around ending with ch 3, tr c in center of 4 d c group.

**28th Round.** ° Ch 8, s c in next loop, repeat from ° all around, ending with ch 3, tr c in tr c.

**29th Round.** Ch 3, 2 d c in same space, ° ch 5, 3 d c in next loop, repeat from ° all around join.

**30th Round.** Sl st to center of loop, ° ch 8, s c in next loop, repeat from ° all around ending with ch 3, tr c in sl st.

**31st Round.** Ch 3, 2 d c in same space, ° ch 6, 3 d c in next loop, repeat from ° all around ending with ch 3, tr c in 3rd st of ch.

**32nd Round.** ° Ch 9, s c in next loop, repeat from ° all around ending with ch 3, d tr c in tr c.

**33rd Round.** Same as 31st round but ending with ch 1, tr tr c 3rd st of ch.

**RUFFLE.** ° Ch 10, s c in same loop, ch 10, s c in same loop, ch 10, s c in same loop, ch 10, s c in next loop, repeat from ° all around ending with ch 5, tr tr c in same space as beginning (384 loops).

**2nd Round.** ° Ch 10, s c in next loop, repeat from ° all around ending round same as last round. Repeat 2nd round twice but ending last round with ch 3, thread over hook 5 times, thread over and work off all loops 2 at a time.

**5th Round.** Ch 4, 7 tr c in same loop, ° ch 6, 4 s c in next loop, 4 s c in next loop, ch 6, 8 tr c in next loop, repeat from ° all around ending with ch 6, 4 s c in each of the next 2 loops, ch 6, join in 4th st of ch.

**6th Round.** Ch 5, 1 tr c in each of the next 7 tr c with ch 1 between each tr c, ° ch 8, skip 2 s c, 1 s c in each of the next 4 s c, ch 8, 1 tr c in each of the next 8 tr c with ch 1 between each tr c, repeat from ° all around ending with ch 8, skip 2 s c, 1 s c in each of the next 4 s c, ch 8, join in 4th st of ch.

**7th Round.** Sl st between 1st 2 tr c, °° ch 7, sl st in 4th st from hook for picot, ch 3, s c between next 2 tr c, ° ch 7, sl st in 4th st from hook for picot, ch 3, s c between next 2 tr c, repeat from ° 4 times, ch 6, s c in next loop, ch 9, sl st in 5th st from hook for picot, ch 4, sl st in same space for picot, ch 4, sl st in same space for picot (a 3 picot cluster), ch 4, s c in next loop, ch 6, s c between first 2 tr c of next tr c group, repeat from °° all around, join, cut thread. For starching see page 12.



## The Wheat and Grape Doily

**Materials Required: AMERICAN THREAD COMPANY**  
 The Famous "PURITAN" STAR SPANGLED MERCERIZED CROCHET COTTON, Article 40

4 balls Chartreuse Spangle for 21 inch doily

5 balls for 26 inch doily

Steel crochet hook No. 7

Or

The Famous "Puritan" MERCERIZED CROCHET COTTON, Article 40

2 balls Chartreuse for 19 inch doily

3 balls for 23 inch doily

Steel crochet hook No. 7

Or

"GEM" MERCERIZED CROCHET COTTON, Article 35, size 30

1 ball White for 13 inch or 16 inch doily

Steel crochet hook No. 12

### Medium Doily


Ch 10, join to form a ring, ch 3 and work 23 dc in ring, join in 3rd st of ch.

2nd Round. ° Ch 5, skip 1 d c, s c in next d c, repeat from ° 10 times, ch 2, d c in joining (this brings thread in position for next round).

3rd Round. ° Ch 7, s c in next loop, repeat from ° all around ending with ch 3, tr c in d c.

4th Round. ° Ch 9, s c in next loop, repeat from ° all around ending with ch 4, d tr c (3 times over hook) in tr c.

5th Round. Ch 4, 3 tr c in d tr c, ° ch 7, 4 tr c in center st of next loop, repeat from ° 10 times, ch 3, tr c in 4th st of ch.



Continued on page 14



## The Candy Dish Doily

**Materials Required:** AMERICAN THREAD COMPANY  
The Famous "PURITAN" STAR SPANGLED MERCER-  
IZED CROCHET COTTON, Article 40.

1 ball each Pink Spangle and Gold and Silver Spangle or  
colors of your choice

Steel crochet hook No. 7

Approximate size: 11¼ inches in diameter or

The Famous "PURITAN" MERCERIZED CROCHET COT-  
TON, Article 40

1 ball each White and Pink or colors of your choice

Steel crochet hook No. 7

Approximate size: 10¼ inches in diameter or



"GEM" MERCERIZED CROCHET COTTON, Article 35,  
size 30

1 ball each White and Pink or colors of your choice

Steel crochet hook No. 12

Approximate size: 8¼ inches in diameter

With Pink ch 6, join to form a ring, ch 4, d c in ring, ° ch 1, d c  
in ring, repeat from ° 13 times, ch 1, join in 3rd st of ch.

2nd Round. S c in next ch 1 space, ° ch 3, s c in next ch 1  
space, repeat from ° 14 times, ch 3, join in 1st s c.

3rd Round. ° 1 s c, ch 3, 1 s c in next loop, ch 5, skip 1 loop,  
repeat from ° 6 times, 1 s c, ch 3, 1 s c in next loop, ch 1, tr c  
in 1st s c (this brings thread in position for next round).

4th Round. 1 s c, ch 3, 1 s c over the tr c, ° ch 5, 1 s c, ch 3,  
1 s c in next ch 5 loop, repeat from ° 6 times, ch 2, d c in tr c.

5th Round. Ch 1, s c over the dc just made, ° ch 3, 3 d c in  
next ch 3 loop, ch 3, s c in next loop, repeat from ° 6 times,  
ch 3, 3 d c in next loop, ch 3, join in 1st s c.

6th Round. Ch 1, 1 s c, ch 3, 1 s c in same space, ° ch 3,  
1 d c, ch 3, 1 d c (shell) in center d c of next d c group, ch 3,  
1 s c, ch 3, 1 s c in next s c, repeat from ° 6 times, ch 3, shell  
in center d c of next d c group, ch 3, join in 1st s c.

7th Round. Sl st into loop, ch 1, s c in same space, ° ch 7,  
s c in next shell, ch 7, skip 1 loop, s c in next loop, repeat  
from ° 6 times, ch 7, s c in next shell, ch 3, tr c in 1st s c.

8th Round. ° Ch 9, s c in next loop, repeat from ° all around  
ending with ch 4, d tr c (3 times over hook) in tr c.

9th Round. 1 s c, ch 3, 1 s c over d tr c, ° ch 2, 9 d c with  
ch 1 between each d c in next loop, ch 2, 1 s c, ch 3, 1 s c in  
next loop, repeat from ° 6 times, ch 2, 9 d c with ch 1 between  
each d c in next loop, ch 2, join in 1st s c, cut thread.

# The Knitted Doily

**Materials Required:** AMERICAN THREAD COMPANY  
The Famous "PURITAN" MERCERIZED CROCHET COTTON, Article 40

1 ball White

1 set double pointed knitting needles No. 1

16 inch circular knitting needle No. 1

Steel crochet hook No. 7

**Approximate size:** 15 inches in diameter or

"GEM" MERCERIZED CROCHET COTTON, Article 35, size 20

1 ball White

1 set double pointed knitting needles No. 0

16 inch circular knitting needle No. 0

Steel crochet hook No. 9

**Approximate size:** 12 inches in diameter

Cast on 8 sts, divide sts on 3 needles, join, mark beginning of each round. K 1 round.

**2nd Round and all even Rounds.** K all around unless otherwise stated.

**3rd Round.** ° Y O, K 1, repeat from ° all around

**5th Round.** ° Y O, K 2, repeat from ° all around.

**7th Round.** ° Y O, K 3, repeat from ° all around.

**9th Round.** ° Y O, K 4, repeat from ° all around.

**11th Round.** ° Y O, K 5, repeat from ° all around.

**13th Round.** ° Y O, K 6, repeat from ° all around.

**15th Round.** ° Y O, K 7, repeat from ° all around.

**17th Round.** ° Y O, K 8, repeat from ° all around.

**19th Round.** ° Y O, K 9, repeat from ° all around.

**21st Round.** ° Y O, K 2 tog, K 8, repeat from ° all around.

**23rd Round.** ° Y O, K 1, Y O, K 2 tog, K 7, repeat from ° all around.

**25th Round.** ° Y O, K 2 tog, Y O, K 1, Y O, K 2 tog, K 6, repeat from ° all around.

**27th Round.** ° Y O, K 2 tog, Y O, K 2 tog, Y O, K 1, Y O, K 2 tog, K 5, repeat from ° all around.

**29th Round.** ° (Y O, K 2 tog) 3 times, Y O, K 1, Y O, K 2 tog, K 4, repeat from ° all around.

**31st Round.** ° (Y O, K 2 tog) 4 times, Y O, K 1, Y O, K 2 tog, K 3, repeat from ° all around.

**33rd Round.** ° (Y O, K 2 tog) 5 times, Y O, K 1, Y O, K 2 tog, K 2, repeat from ° all around.

**35th Round.** ° (Y O, K 2 tog) 6 times, Y O, K 1, Y O, K 2 tog, K 1, repeat from ° all around.

**37th Round.** ° (Y O, K 2 tog) 7 times, Y O, K 1, Y O, K 2 tog, repeat from ° all around.

**39th Round.** ° Y O, K 2 tog, repeat from ° all around.

**41st Round.** K all around.

**43rd Round.** ° Y O, K 3, sl 1, K 2 tog, p.s.s.o., K 3, repeat from ° all around.

**44th Round.** ° In the Y O, P 1, K 1, then K 7, repeat from ° all around.

**45th Round.** ° Y O, K 2, Y O, K 2, sl 1, K 2 tog, p.s.s.o., K 2, repeat from ° all around.

**47th Round.** ° Y O, K 4, Y O, K 1, sl 1, K 2 tog, p.s.s.o. K 1, repeat from ° all around.

**49th Round.** ° Y O, K 3, Y O twice (double Y O), K 3, Y O, sl 1, K 2 tog, p.s.s.o., repeat from ° all around.

**50th Round.** ° K 4, in the double Y O, P 1, K 1, then K 5, repeat from ° all around.

**51st Round.** ° K 2, K 2 tog, Y O, K 2, Y O, K 2 tog, K 3, repeat from ° all around.

**53rd Round.** ° K 1, K 2 tog, Y O, K 4, Y O, K 2 tog, K 2, repeat from ° all around.

**55th Round.** ° K 2 tog, Y O, K 3, Y O twice, K 3, Y O, K 2 tog, K 1, repeat from ° all around.

**56th Round.** K first st on to last needle, move marker for new beginning of round, ° K 4, in the double Y O, P 1, K 1, then K 7, repeat from ° all around.

**57th Round.** ° Y O, K 2, K 2 tog, Y O, K 2, Y O, K 2 tog, K 2, Y O, sl 1, K 2 tog, p.s.s.o., repeat from ° all around.

**59th Round.** ° K 2, K 2 tog, Y O, K 4, Y O, K 2 tog, K 3, repeat from ° all around.

**61st Round.** With circular needle, ° K 1, K 2 tog, Y O, K 3, Y O twice, K 3, Y O, K 2 tog, K 2, repeat from ° all around.

**62nd Round.** ° K 6, in the double Y O, P 1, K 1, then K 7, repeat from ° all around.

**63rd Round.** ° (K 2 tog, Y O, K 2) twice, Y O, K 2 tog, K 2, Y O, K 2 tog, K 1, repeat from ° all around.

**64th Round.** K first st on to last needle, move marker, K all around.

**65th Round.** ° YO, K 2, K 2 tog, Y O, K 4, Y O, K 2 tog, K 2, Y O, sl 1, K 2 tog, p.s.s.o., repeat from ° all around.

**67th Round.** ° K 2, K 2 tog, Y O, K 3, Y O twice, K 3, Y O, K 2 tog, K 3, repeat from ° all around.

**68th Round.** ° K 7, in the double Y O, P 1, K 1, then K 8, repeat from ° all around.

**69th Round.** ° K 1 (K 2 tog, Y O, K 2) twice, Y O, K 2 tog, K 2, Y O, K 2 tog, K 2, repeat from ° all around.

**71st Round.** ° K 2 tog, Y O, K 2, K 2 tog, Y O, K 4, Y O, K 2 tog, K 2, Y O, K 2 tog, K 1, repeat from ° all around.

**72nd Round.** K first st on to last needle, move marker, K all around.

**73rd Round.** ° Y O, K 2, K 2 tog, Y O, K 3, Y O twice, K 3, Y O, K 2 tog, K 2, Y O, sl 1, K 2 tog, p.s.s.o., repeat from ° all around.

**74th Round.** ° K 8, in the double Y O, P 1, K 1, then K 9, repeat from ° all around.

**75th Round.** ° K 2, K 2 tog, Y O, K 10, Y O, K 2 tog, K 3, repeat from ° all around.

**77th Round.** ° K 1, K 2 tog, Y O, (K 3, Y O twice) 3 times, K 3, Y O, K 2 tog, K 2, repeat from ° all around.

**78th Round.** ° K 3, (K 3, in the double Y O, P 1, K 1) 3 times, then K 7, repeat from ° all around.

**79th Round.** ° K 2 tog, Y O, K 20, Y O, K 2 tog, K 1, repeat from ° all around.

**Next Round.** Slip crochet hook through first st, ° ch 7, s c through next 2 sts, (ch 7, s c through next 3 sts) 6 times, ch 7, s c through next 2 sts, ch 7, s c through next 3 sts, repeat from ° all around ending last repeat with sc through last 2 sts, join, cut thread.

# The Crocheted Knot Stitch Doily

**Materials Required:** AMERICAN THREAD COMPANY  
The Famous "PURITAN" MERCERIZED CROCHET COTTON, Article 40

1 ball White or color of your choice

Steel crochet hook No. 7

**Approximate size:** 11½ inches in diameter or

"GEM" MERCERIZED CROCHET COTTON, Article 35, size 20

1 ball White or color of your choice

Steel crochet hook No. 12

**Approximate size:** 9½ inches in diameter

Ch 8, join to form a ring, ° ch 16, sl st in ring, repeat from ° 10 times, ch 8, thread over hook 6 times, insert in ring, thread over and work off all loops 2 at a time.

**2nd Round.** ° Ch 7, s c in next loop, repeat from ° all around ending with ch 3, d c in top of 1st loop (this brings thread in position for next round).



**3rd Round.** Work a double knot st, s c in next loop (double knot st: ° pull up a 3/8 inch loop on hook, thread over and pull through ch, s c in single loop of st, this is a single knot st, repeat from ° once for double knot st) repeat from beginning all around ending with sl st in d c, cut thread.

**4th Round.** Attach thread in center of any double knot st, ° ch 9, s c in center of next double knot st, repeat from ° all around ending with ch 6, d c in joining.

**5th Round.** ° Ch 3, 4 s c, ch 3, 4 s c in next loop, repeat from ° all around ending with sl st in d c.

**6th Round.** Sl st to 2nd st of next loop, ° work a double knot st, s c in next loop, repeat from ° all around ending with sl st in joining, cut thread.

**7th Round.** Attach thread in center of any double knot st, ° work a double knot st, s c in center of next double knot st, repeat from ° all around ending with sl st in joining, cut thread.

**8th Round.** Same as 4th round.

**9th Round.** Same as 5th round.

**10th Round.** Same as 6th round.

**11th and 12th Rounds.** Same as 7th round.

**13th Round.** Attach thread in center of any double knot st,

° ch 7, s c in center of next double knot st, repeat from ° all around, join in joining.

**14th Round.** Ch 1, ° 4 s c, ch 3, 4 s c in next loop, repeat from ° all around, join in 1st s c.

**15th Round.** Sl st in center of next loop, °° work a single knot st, s c in next loop, work a double knot st, s c in next loop, work a single knot st, sl st in next loop, ° ch 10, sl st in same space, repeat from °° twice, repeat from °° all around ending last repeat with ch 4, d tr c (3 times over hook) in same space.

**16th Round.** Ch 3, work a single knot st, s c in center of next double knot st, work a single knot st, ch 3, s c in next ch 10 loop, ch 5, s c in next loop, ch 5, s c in next loop, repeat from beginning all around, join in d tr c.

**17th Round.** Sl st across the next 3 sts, ° ch 7, s c in the 1st st of the next ch 3 after the single knot st, ch 5, s c in next loop, ch 5, s c in next loop, ch 5, s c in 3rd st of the ch 3 before next single knot st, repeat from ° all around ending to correspond, join in last sl st at beginning of round.

**18th Round.** ° 4 s c, ch 3, 4 s c in next loop, 3 s c, ch 3, 3 s c in next loop, work a double knot st, skip 1 loop, 3 s c, ch 3, 3 s c in next loop, repeat from ° all around, join in 1st s c, cut thread.





## The Multi-color Doily

**Materials Required:** AMERICAN THREAD COMPANY  
The Famous "PURITAN" MERCERIZED CROCHET COTTON, Article 40

1 ball each Pink, Nile Green, Yellow and White

Steel crochet hook No. 7

**Approximate size:** 15 inches in diameter or  
"GEM" MERCERIZED CROCHET COTTON, Article 35,  
size 30

1 ball each Pink, Nile Green, Yellow and White

Steel crochet hook No. 12

**Approximate size:** 10 inches in diameter

With Yellow ch 8, join to form a ring, ch 3 and work 23 d c in ring, join in 3rd st of ch, cut Yellow.

**2nd Round.** Attach Green, ch 1 and work 1 s c in each st (24 s c), join, cut Green.

**3rd Round.** Attach Pink, s c in same space, \* ch 20, 1 s c in each of the next 2 s c, repeat from \* 10 times, ch 20, s c in next s c, join in 1st s c.

**4th Round.** Over next loop work 1 sc, 1 s d c (s d c: thread over hook, insert in space, pull loop through, thread over and work off all loops at one time), 2 d c, 17 tr c, 2 d c, 1 s d c, 1 s c, skip 1 s c, s c in next s c, repeat from beginning 11 times, join, cut Pink.

**5th Round.** Attach Green in 13th st of any scallop, ch 4, 2 tr c in same space keeping last loop of each tr c on hook, thread over and work off all loops at one time, \* ch 5, cluster st in same space (cluster st: 3 tr c in same space keeping last loop of each tr c on hook, thread over and work off all loops at one time), repeat from \* once, \* cluster st in 13th st of next scallop, ch 5, cluster st in same space, ch 5, cluster st in same space, repeat from \* 10 times, join, cut Green.

**6th Round.** Attach White in any ch 5 loop, \* ch 7, s c in next loop, repeat from \* all around ending with ch 3, tr c in same space as beginning (this brings thread in position for next round).

**7th Round.** \* Ch 8, s c in next loop, repeat from \* all around ending with ch 4, tr c in tr c.

**8th Round.** \* Ch 8, s c in next loop, repeat from \* all around ending with ch 8, sl st in tr c, cut White.

**9th Round.** Attach Yellow in any s c, ch 3, 7 d c over next loop, d c in next s c, 7 d c over next loop, repeat from \* all around, join in 3rd st of ch, cut Yellow.

**10th Round.** Attach Green in same space, ch 4, 1 tr c in each of the next 3 d c keeping last loop of each tr c on hook, thread over and work off all loops at one time, \* ch 4, 1 tr c in each of the next 4 d c keeping last loop of each tr c on hook, thread over and work off all loops at one time, repeat from \* all around, ch 4, join in top of 1st cluster, cut Green.

**11th Round.** Attach White in any loop, \* ch 5, s c in next loop, repeat from \* all around, ending with ch 2, d c in same space as beginning.

**12th and 13th Rounds.** \* Ch 6, s c in next loop, repeat from \* all around ending each round with ch 3, d c in d c.

**14th Round.** Same as last round but ending with ch 6, s c in d c, cut thread.

**15th Round.** Attach Yellow in any s c, ch 3, 4 d c over next loop, \* d c in next s c, 4 d c over next loop, repeat from \* all around, join in 3rd st of ch, cut Yellow.

**16th Round.** Attach Green and work 1 s c in each d c, join, cut Green.

**17th Round.** Attach Pink in any s c, s c in same space, \* ch 20, 1 s c in each of the next 4 s c, repeat from \* all around ending with ch 20, 1 s c in each of the next 3 s c, join.



## The Rose Doily

**Materials Required:** AMERICAN THREAD COMPANY  
The Famous "PURITAN" Mercerized Crochet Cotton,  
Article 40

1 ball each White and Nile Green and

The Famous "PURITAN" Star Spangled Mercerized Crochet  
Cotton, Article 40

1 ball each Pink Spangle and Yellow Spangle

Steel crochet hook No. 7

**Approximate size:** 10 inches in diameter or  
"GEM" MERCERIZED CROCHET COTTON, Article 35,  
size 30

1 ball each White, Buttercup, Shaded Pinks and Nile Green  
Steel crochet hook No. 12

**Approximate size:** 6½ inches in diameter

**ROSE:** With Yellow Spangle or Buttercup ch 5, join to form  
a ring, ch 5, d c in ring, \* ch 2, d c in ring, repeat from \* 3  
times, ch 2, join in 3rd st of ch, cut thread. Attach Pink Spangle  
or Shaded Pinks in loop, 1 s c, 5 d c, 1 s c in same space, \* 1  
s c, 5 d c, 1 s c in next loop, repeat from \* 4 times, join.

**Next Round.** \* Ch 5, sl st in back of work between next 2  
petals, repeat from \* 5 times.

**Next Round.** Over each loop work 1 s c, 7 d c, 1 s c, join.

**Next Round.** \* Ch 7, sl st in back of work between next 2  
petals, repeat from \* all around.

**Next Round.** Over each loop work 1 s c, 2 d c, 5 tr c, 2 d c, 1  
s c, join, cut thread. Work 9 more roses in same manner.

**CENTER:** With White ch 7, join to form a ring, ch 1 and work  
10 s c in ring, join.

**2nd Round.** Ch 3, 2 d c in same space keeping last loop of  
each d c on hook, thread over and pull through all loops at  
one time, \* ch 3, cluster st in next s c (cluster st: 3 d c in

same space keeping last loop of each d c on hook, thread over  
and pull through all loops at one time), repeat from \* 8 times,  
ch 3, join.

**3rd Round.** \* Ch 4, s c in next loop, ch 4, s c in next cluster  
st, repeat from \* all around (20 loops).

**4th Round.** Sl st into loop, \* ch 4, s c in next loop, repeat from  
\* all around ending with ch 1, d c in same space as begin-  
ning (this brings thread in position for next round).

**5th Round.** Ch 3 (counts as part of 1st cluster st), cluster  
st in same space, \* ch 4, s c in next loop, ch 4, cluster st in  
next loop, repeat from \* all around ending with ch 4, s c in  
next loop, ch 4, join in 1st cluster st.

**6th Round.** Sl st into loop, \* ch 5, s c in next loop, repeat from  
\* all around.

**7th Round.** Sl st into loop, ch 3, cluster st in same space,  
\* ch 5, 2 s c in next loop, ch 5, cluster st in next loop, repeat  
from \* all around ending with ch 5, 2 s c in next loop, ch  
5, join.

**8th Round.** Sl st into loop, ch 1, 2 s c in same space, \* ch 7,  
2 s c in next loop, repeat from \* all around ending with ch  
3, tr c in 1st s c.

**9th Round.** Ch 3, cluster st in same space, ch 5, cluster st in  
same space, \* ch 1, 2 cluster sts with ch 5 between in next  
loop, repeat from \* all around, ch 1, join, cut thread.

**10th Round.** Attach Green in the ch 1 between cluster sts, ch  
4, cluster st in next ch 5 loop, ch 1, s c in center st of any  
petal of rose, \* ch 1, cluster st in same space on center, ch 4,  
s c in the ch 1 between next 2 cluster sts, ch 4, cluster st in  
next ch 5 loop, ch 1, s c in center st of next petal of same rose,  
ch 1, cluster st in same space on center, ch 4, s c in next ch 1  
loop between next 2 cluster sts, ch 4, cluster st in next ch 5

Continued on page 15



# The Pineapple Doily

*Illustrated on cover*

**Materials Required:** AMERICAN THREAD COMPANY  
The Famous "PURITAN" MERCERIZED CROCHET COTTON, Article 40

3 balls Shaded Yellows

2 balls White or colors of your choice

Steel crochet hook No. 7

Approximate size: 26 inches in diameter or

"GEM" MERCERIZED CROCHET COTTON, Article 35,  
size 30

2 balls Shaded Yellows

1 ball White or colors of your choice

Steel crochet hook No. 12

Approximate size: 19 inches in diameter

With White ch 6, join to form a ring, ch 1 and work 8 s c in ring, join in 1st s c.

**2nd Round.** Ch 3, d c in same space, ° ch 2, 2 d c in next s c, repeat from ° all around, ch 2, join in 3rd st of ch.

**3rd Round.** ° Ch 10, s c in next d c, 1 s c, ch 3, 1 s c in next ch 2 loop, s c in next d c, repeat from ° all around ending with ch 10, s c in next d c, 1 s c, ch 3, 1 s c in next ch 2 loop.

**4th Round.** Sl st to center of next loop, ch 3, 4 d c in same space, ° ch 7, 5 d c in next ch 10 loop, repeat from ° all around, ch 7, join.

**5th Round.** Sl st to center d c of 1st d c group, ° ch 3, s c in same space, ch 3, d c in center st of next loop, ch 5, d c in same space, ch 3, s c in center d c of next d c group, repeat from ° 6 times, ch 3, s c in same space, ch 3, d c in center st of next loop, ch 5, d c in same space, ch 3, join in same space as beginning.

**6th Round.** Sl st to ch 5 loop, ch 3, 2 d c in same space keeping last loop of each d c on hook, thread over and work off all loops at one time, ° ch 4, cluster st in same space (cluster st: 3 d c in same space keeping last loop of each d c on hook, thread over and work off all loops at one time), repeat from ° twice, ° ch 7, 4 cluster sts with ch 4 between each cluster st in next ch 5 loop, repeat from ° all around, ch 7, join.

**7th Round.** Sl st into 1st ch 4 loop, ° ch 5, s c in next loop, ch 5, s c in next loop, ch 5, s c in center st of next loop, ch 5, s c in next loop, repeat from ° all around ending with ch 2, d c in sl st.

**8th Round.** ° Ch 5, s c in next loop, repeat from ° all around ending with ch 2, d c in d c.

**9th Round.** Ch 8, d c in same space, ° ch 3, s c in center st of next loop, ch 3, s c in same space, ch 3, 1 d c, ch 5, 1 d c in center st of next loop, repeat from ° all around ending with ch 3, s c in center st of next loop, ch 3, s c in same space, ch 3, join in 3rd st of ch 8, cut White.

**10th Round.** Attach Shaded Yellows in any ch 5 loop directly over the 4 cluster group of 6th round, ch 3, 2 d c, ch 3, 3 d c in same space, ° ch 5, 9 tr c in next ch 5 loop, ch 5, 3 d c, ch 3, 3 d c (shell) in next ch 5 loop, repeat from ° all around ending with ch 5, 9 tr c in next ch 5 loop, ch 5, join.

**11th Round.** Sl st to center of shell, ch 3 (counts as part of 1st shell), 2 d c, ch 3, 3 d c in same space, ° ch 5, 1 tr c in each of the next 9 tr c with ch 1 between each tr c, ch 5, 3 d c, ch 3, 3 d c (shell) in center of next shell (all shells will be made in same manner for remainder of doily except where stated otherwise), repeat from ° all around ending to correspond, ch 5, join.

**12th Round.** Sl st to center of shell, ch 3, shell in same space, ° ch 5, s c in next loop, 1st 2 tr c, ° ch 4, s c in next ch 1 space,

repeat from ° 6 times, ch 5, shell in next shell, repeat from °° all around ending to correspond, ch 5, join.

**13th Round.** Sl st to center of shell, ch 3, shell in same space, ch 3, 3 d c in same space, °° ch 5, skip 1 loop, s c in next loop, ° ch 4, s c in next loop, repeat from ° 5 times, ch 5, shell in next shell, ch 3, 3 d c in same space, repeat from °° all around ending to correspond, ch 5, join.


**14th Round.** Sl st across 1st 3 d c, across ch and next 3 d c and into next loop, ch 3, shell in same space, °° ch 5, skip 1 loop, s c in next loop, ° ch 4, s c in next loop, repeat from ° 4 times, ch 5, shell in 1st ch 3 loop of next shell, ch 1, turn, sl st to center of shell, ch 3, shell in same space, ch 5, skip 1 loop, s c in next loop, work 4-ch 4 loops across pineapple, ch 5, shell in next shell, ch 1, turn, sl st to center of shell, ch 3, shell in same space, ch 5, skip 1 loop, s c in next loop, work 3-ch 4 loops across pineapple, ch 5, shell in next shell, ch 1, turn, sl st to center of shell, ch 3, shell in same space, ch 5, skip 1 loop, s c in next loop, work 2-ch 4 loops across pineapple, ch 5, shell in next shell, ch 1, turn, sl st to center of shell, ch 3, shell in same space, ch 5, skip 1 loop, s c in next loop, ch 4, s c in next loop, ch 5, shell in next shell, ch 1, turn, sl st to center of shell, ch 3, shell in same space, ch 5, s c in remaining loop of pineapple, ch 5, shell in next shell, ch 1, turn, sl st to center of shell, ch 3, shell in same space, shell in next shell, ch 1, turn, sl st to center of shell, ch 3, 2 d c in same space, 3 d c in center of next shell, cut thread.

With right side of work toward you, attach Shaded Yellows in next ch 3 loop of same divided shell of 13th round, ch 3, shell in same space, repeat from °° 7 times (8 pineapples completed).

**1st Row around Pineapples.** With right side of work toward you attach White in 1st d c at top of pineapple, ch 6, d c in same space, °° ch 3, skip 4 d c, 1 d c, ch 3, 1 d c in next st, ° ch 3 and working down side of pineapple, skip 1 row, 1 d c, ch 3, 1 d c in point of next row, repeat from ° twice, skip last row of same pineapple and 1st row on side of next pineapple, 1 d c, ch 3, 1 d c (single shell) in point of next row, ° ch 3, skip 1 row, 1 d c, ch 3, 1 d c in point of next row, repeat from ° twice, repeat from °° all around ending to correspond, ch 3, join in 3rd st of ch.

**2nd Round.** Sl st into loop, ch 3, 2 d c in same space keeping last loop of each d c on hook, thread over and work off all loops at one time, ch 3, cluster st in same space, °° ch 4, 1 d c, ch 3, 1 d c in center st of next loop, ch 4, 2 cluster sts with ch 3 between in next loop, ° ch 4, skip 1 loop, 1 d c, ch 3, 1 d c in next loop, repeat from ° once, ch 4, skip 1 loop, cluster st in next loop, ch 1, cluster st in next loop, ° ch 4, skip 1 loop, 1 d c, ch 3, 1 d c in next loop, repeat from ° once, ch 4, skip 1 loop, 2 cluster sts with ch 3 between in next loop, repeat from °° all around ending to correspond, ch 4, join in 1st cluster st.

**3rd Round.** Sl st into loop, ch 3 (counts as part of 1st cluster st at beginning of each round), cluster st in same space, ch 3, cluster st in same space, °° ch 4, skip 1 loop, 5 d c with ch 1 between each d c in next loop, ch 4, skip 1 loop, 2 cluster sts with ch 3 between in next loop, ° ch 4, single shell in next single shell, repeat from ° once, ch 3, cluster st in ch 1 space between next 2 cluster sts, ch 3, sl st in top of cluster st for picot, ch 3, single shell in next single shell, ch 4, single shell in next single shell, ch 4, 2 cluster sts with ch 3 between in loop between next 2 cluster sts, repeat from °° all around ending to correspond, ch 4, join.



**4th Round.** Sl st to center of shell, ch 3, 2 cluster sts with ch 3 between in same space, °° ch 4, 1 d c in each of the next 5 d c with ch 3 between each d c, ch 4, 2 cluster sts with ch 3 between in loop between next 2 cluster sts, ch 4, single shell in next single shell, ch 4, 2 cluster sts with ch 3 between in next single shell, ch 1, 2 cluster sts with ch 3 between in next single shell, ch 4, single shell in next single shell, ch 4, 2 cluster sts with ch 3 between in loop between next 2 cluster sts, repeat from °° all around ending to correspond, ch 4, join.

**5th Round.** Sl st to center of shell, ch 3, 2 cluster sts with ch 3 between in same space, ° ch 4, 1 d c in each of the next 5 d c with ch 4 between each d c, ch 4, 2 cluster sts with ch 3 between in loop between next 2 cluster sts, ch 4, single shell in next single shell, ch 4, cluster st between next 2 cluster sts, ch 1, cluster st between next 2 cluster sts, ch 4, single shell in next single shell, ch 4, 2 cluster sts with ch 3 between in loop between next 2 cluster sts, repeat from ° all around ending to correspond, ch 4, join.

**6th Round.** Sl st to center of shell, ch 3, 2 cluster sts with ch 3 between in same space, ° ch 4, 1 d c in each of the next 3 d c with ch 4 between each d c, ch 4, d c in same space, ch 4, 1 d c in each of the next 2 d c with ch 4 between each d c, ch 4, skip 1 loop, 2 cluster sts with ch 3 between in next loop, ch 4, single shell in next single shell, ch 4, skip 1 loop, cluster st in ch 1 space between next 2 cluster sts, ch 3, sl st in top of cluster st for picot, ch 4, single shell in next single shell, ch 4, skip 1 loop, 2 cluster sts with ch 3 between in loop between next 2 cluster sts, repeat from ° all around ending to correspond, ch 4, join.

**7th Round.** Sl st to center of shell, ch 3, 2 cluster sts with ch 3 between in same space, ° ch 4, d c in next d c, ch 4, d c in next d c, ch 4, skip 1 loop, 5 d c with ch 3 between each d c in next loop, ch 4, skip 1 loop, d c in next d c, ch 4, d c in next d c, ch 4, 2 cluster sts with ch 3 between in loop between next 2 cluster sts (cluster st shell), ch 4, cluster st shell in next single shell, ch 4, cluster st shell in next cluster st shell, repeat from ° all around ending to correspond, ch 4, join.

**8th Round.** Sl st to center of shell, ch 3, 2 cluster sts with ch 3 between in same space, ° ch 4, 1 d c in each of the next 9 d c with ch 4 between each d c, ch 4, cluster st shell in next cluster st shell, ch 4, cluster st shell in next cluster st shell, ch 2, cluster st shell in next cluster st shell, ch 4, cluster st shell in next cluster st shell, repeat from ° all around ending to correspond, ch 4, join.

**9th Round.** Sl st to center of shell, ch 3, 2 cluster sts with ch 3 between in same space, ° ch 5, 1 d c in each of the next 9 d c with ch 5 between each d c, ch 5, cluster st shell in next cluster st shell, ch 4, cluster st in center of next cluster st shell, ch 1, cluster st in center of next cluster st shell, ch 4, cluster st shell in next cluster st shell, repeat from ° all around ending to correspond, ch 4, join.

**10th Round.** Sl st to center of shell, ch 3, 2 cluster sts with ch 3 between in same space, ° ch 6, 1 d c in each of the next 9 d c with ch 6 between each d c, ch 6, cluster st shell in next cluster st shell, ch 4, skip 1 loop, cluster st in next ch 1 space, ch 3, sl st in top of cluster st for picot, ch 4, cluster st shell in next cluster st shell, repeat from ° all around ending to correspond, ch 4, join.

**11th Round.** Sl st to center of shell, ch 3, 2 cluster sts with ch 3 between in same space, ° ch 6, 1 d c in each of the next 9 d c with ch 6 between each d c, ch 6, cluster st shell in next cluster st shell, ch 4, cluster st shell in next cluster st shell, repeat from ° all around ending to correspond, ch 4, join.

**12th Round.** Sl st to center of shell, ch 3, 2 cluster sts with ch 3 between in same space, ° ch 7, 1 d c in each of the next 9 d c with ch 7 between each d c, ch 7, cluster st shell in next cluster st shell, ch 1, cluster st shell in next cluster st shell, repeat from ° all around ending to correspond, ch 1, join.

**13th Round.** Sl st to center of shell, ch 3, cluster st in same space, °° ch 7, 1 d c, ch 3, 1 d c in next d c, ° ch 5, 1 d c, ch 3, 1 d c in next d c, repeat from ° 7 times, ch 7, cluster st in center of next cluster st shell, ch 1, cluster st in next cluster st shell, repeat from °° all around ending to correspond, ch 1, join.

**14th Round.** Ch 3, cluster st in the ch 1 space just made, °° ch 3, sl st in top of cluster st for picot, ch 7, single shell in next single shell, ° ch 5, single shell in next single shell, repeat from ° 7 times, ch 7, cluster st between next 2 cluster sts, repeat from °° all around ending to correspond, ch 7, join, cut thread.

**15th Round.** Attach Shaded Yellows in any picot, ch 3, 2 d c, ch 3, 3 d c in same space, ° ch 5, skip 1 loop, 3 s c in next loop, ch 3, sl st in top of last s c for picot, 2 s c in same loop, ch 5, skip 1 loop, 9 tr c in next loop, ch 5, skip 1 loop, 3 s c, picot, 2 s c in next loop, ch 5, skip 1 loop, 3 d c, ch 3, 3 d c (shell) in next loop, repeat from ° once, ch 5, skip 1 loop, 3 s c, picot, 2 s c in next loop, ch 5, 9 tr c in next picot, ° ch 5, skip 1 loop, 3 s c, picot, 2 s c in next loop, ch 5, skip 1 loop, shell in next loop, ch 5, skip 1 loop, 3 s c, picot, 2 s c in next loop, ch 5, skip 1 loop, 9 tr c in next loop, repeat from ° once, ch 5, skip 1 loop, 3 s c, picot, 2 s c in next loop, ch 5, shell in next picot, repeat from 1st ° all around ending to correspond, ch 5, join.

**16th Round.** Sl st to center of shell, ch 3, shell in same space, ° ch 7, 1 tr c in each of the next 9 tr c with ch 2 between each tr c, ch 7, shell in next shell, repeat from ° all around ending to correspond, ch 7, join.

**17th Round.** Sl st to center of shell, ch 3, shell in same space, °° ch 7, s c between 1st 2 tr c, ° ch 4, s c in next ch 2 loop, repeat from ° 6 times, ch 7, shell in next shell, repeat from °° all around ending to correspond, ch 7, join.

**18th Round.** Same as 13th round of 1st pineapple section but having ch 7 before and after each pineapple instead of ch 5. Finish each pineapple same as previous pineapple starting at 14th round but always working ch 7 instead of ch 5 before and after each pineapple.

**EDGE:** Attach Shaded Yellows in 1st d c at top of pineapple, °° ch 3, cluster st in space at top of pineapple between the 2 d c groups, ch 3, sl st in top of cluster st for picot, ch 3, sl st in top of next row, working down side of pineapple, ch 3, sl st in top of next row, ° ch 3, d c in top of next row, ch 4, sl st in 3rd st from hook for picot, ch 1, d c in same space, ch 3, sl st in top of next row, repeat from ° twice, ch 3, sl st in 1st free row on side of next pineapple, ° ch 3, d c in top of next row, ch 4, sl st in 3rd st from hook for picot, ch 1, d c in same space, ch 3, sl st in top of next row, repeat from ° twice, ch 3, sl st in top of next row, repeat from °° all around ending to correspond, join, cut thread.

# The Nosegay Doily

**Materials Required:** AMERICAN THREAD COMPANY  
The Famous "PURITAN" STAR SPANGLED MERCERIZED CROCHET COTTON, Article 40

3 balls Silver Spangle

1 ball Green Spangle or colors of your choice

Approximate size: 10 inches in diameter without ruffle, or

The Famous "PURITAN" MERCERIZED CROCHET COTTON, Article 40

2 balls White

1 ball Kelly Green or colors of your choice

Steel crochet hook No. 7

Approximate size: 9 inches in diameter without ruffle or

"GEM" MERCERIZED CROCHET COTTON, Article 35, size 30

1 ball each White and Hunter Green

Steel crochet hook No. 12

Approximate size: 6 inches in diameter without ruffle.

With White ch 6, join to form a ring, ch 1 and work 8 s c with ch 3 between each s c in ring, ch 3, join in 1st s c.

**2nd Round.** Sl st to loop, ch 3 (counts as part of 1st cluster st), 2 d c in same space keeping last loop of each st on hook, thread over and work off all loops at one time, \* ch 5, cluster st in next loop (cluster st: 3 d c in loop keeping last loop of each st on hook, thread over and work off all loops at one time), repeat from \* 6 times, ch 2, d c in top of 1st cluster st (this brings thread in position for next round).

**3rd and 4th Rounds.** Ch 3, s c over d c, \* ch 7, 1 s c, ch 3, 1 s c in next loop, repeat from \* 6 times, ch 3, d c in d c.

**5th Round.** Ch 3, 2 d c in d c just made, \* ch 5, 3 d c, ch 3, 3 d c in center st of next large loop, repeat from \* 6 times, ch 5, 3 d c in same space with 1st group of d c, ch 3, join in 3rd st of ch.

**6th Round.** Ch 3, 1 d c in each of the next 2 d c keeping last loop of each st on hook, thread over and work off all loops at one time, \* ch 5, s c in next loop, ch 5, 1 d c in each of the next 3 d c keeping last loop of each st on hook, thread over and work off all loops at one time, repeat from \* all around ending with ch 5, s c in last loop, ch 2, d c in top of 1st cluster st.

**7th Round.** Ch 5, s c in next loop, repeat from beginning all around ending with ch 2, d c in d c.

**8th Round.** Ch 6, s c in next loop, repeat from beginning all around ending with ch 3, d c in d c.

**9th Round.** Ch 7, s c in next loop, repeat from beginning all around working last s c in d c.

**10th Round.** Sl st to center of next loop, ch 3, 2 d c in same space, ch 3, 3 d c in same space, \* ch 3, s c in next loop, ch 3, 3 d c, ch 3, 3 d c in center st of next loop, repeat from \* all around ending with ch 3, s c in next loop, ch 3, join in 3rd st of ch.

**11th Round.** Ch 3, 1 d c in each of the next 2 d c keeping last loop of each st on hook, thread over and work off all loops at one time, \* ch 5, s c in next loop, ch 5, 1 d c in each of the next 3 d c keeping last loop of each d c on hook, thread over and work off all loops at one time, ch 5, skip 2 loops, 1 d c in each of the next 3 d c keeping last loop of each d c on hook, thread over and work off all loops at one time, repeat from \* 14 times, ch 5, s c in next loop, ch 5, 1 d c in each of the next 3 d c keeping last loop of each d c on hook, thread over and work off all loops at one time, ch 2, d c in 1st cluster st.

**12th Round.** Ch 7, s c in next loop, repeat from beginning all around ending with ch 3, tr c in d c.

**13th and 14th Rounds.** Same as last round but ending each round with ch 3, tr c in tr c.

**15th Round.** Ch 3, 2 d c in tr c just worked keeping last loop of each st on hook, thread over and work off all loops at one time, \* ch 6, cluster st in center st of next loop, repeat from \* all around ending with ch 3, tr c in cluster st.

**16th Round.** Ch 9, d c in next loop, \* ch 6, d c in next loop, repeat from \* all around ending with ch 6, join in 3rd st of ch.

**17th Round.** Sl st into next loop, ch 3, 2 d c, ch 3, 3 d c in same loop, \* ch 1, 3 d c, ch 3, 3 d c (shell) in next loop, repeat from \* all around, ch 1, join in 3rd st of ch.

**18th Round.** Sl st to center of shell, ch 4, d c in same space, \* ch 1, d c in same space, repeat from \* 5 times, \* ch 2, 8 d c with ch 1 between each d c in center of next shell, repeat from \* all around, ch 2, join.

**19th Round.** Ch 4, d c in next d c, \* ch 1, d c in next ch 1 space, ch 1, d c in next d c, repeat from \* 4 times, ch 1, d c in next d c, \*\* ch 2, d c in next d c, ch 1, d c in next d c, \* ch 1, d c in next ch 1 space, ch 1, d c in next d c, repeat from \* 4 times, ch 1, d c in next d c, repeat from \*\* all around, ch 2, join in 3rd st of ch (13 d c in each section with ch 1 between each d c).

**20th Round.** Ch 4, \*\* d c in next loop, \* ch 1, d c in next loop, repeat from \* 4 times, ch 1, d c in next d c, \* ch 1, d c in next loop, repeat from \* 5 times, ch 1, d c in next d c, ch 2, skip the ch 2 loop, d c in next d c, ch 1, repeat from \*\* all around in same manner ending to correspond, ch 2, join (15 d c in each d c section).


**21st Round.** Ch 4, \*\* d c in next loop, \* ch 1, d c in next loop, repeat from \* 12 times, ch 1, d c in next d c, ch 2, skip the ch 2 loop, d c in next d c, ch 1, repeat from \*\* all around in same manner ending to correspond, ch 2, join (16 d c in each section), cut thread.

**Edge:** Attach Green in next d c, s c in same space, \* ch 3, sl st in 3rd st from hook for picot, s c in next loop, s c in next d c, repeat from \* 30 times, s c in next loop, ch 1, drop loop from hook, insert hook in 14th picot made, pick up loop and pull loop through (this scallop lays in front of work), s c in next d c, \* s c in next loop, s c in next d c, ch 3, sl st in 3rd st from hook for picot, repeat from \* 14 times, s c in next loop, s c in next d c, ch 1, drop loop from hook, insert hook in 16th free picot of 2nd scallop, pick up loop and pull through having 1 picot between joinings (this scallop lays to back of work), ch 1, \*\* s c in next loop, s c in next d c, \* picot, s c in next loop, s c in next d c, repeat from \* 14 times, ch 1, drop loop from hook, insert hook in 14th free picot of previous scallop, pick up loop and pull through leaving 1 picot free between joinings, ch 1 (this scallop lays to front of work), repeat from \*\* all around having 1 scallop to back of work and the next to front of work to the last scallop, on last scallop work 13 picots after the joining, s c in next loop, s c in next d c, then ch 1, join to 16th picot made at beginning of round, ch 1, s c in next loop, s c in next d c, picot, s c in next loop, ch 1, join to 14th free picot of scallop before last scallop, ch 1, join, cut thread.

## DIRECTIONS FOR STARCHING

**Starch:** Dissolve  $\frac{1}{4}$  cup starch in  $\frac{1}{2}$  cup of cold water. Boil about 1 $\frac{1}{2}$  cups of water, remove from flame, then slowly stir the starch mixture into boiling water stirring constantly. Place back on flame until it thickens.

As soon as starch is cool enough to handle, dip doily and squeeze starch through it thoroughly. Wring out extra starch. The doily should be wet with starch but there should be none in the spaces. Pin center of doily in position according to size and leave until thoroughly dry. If steam iron is used iron ruffle after it is dry. If regular iron is used dampen ruffle slightly before pressing. Pin folds of ruffle in position and leave until thoroughly dry.



**6th Round.** Ch 6, 1 tr c in same space where tr c was made keeping last loop of st on hook, 1 tr c in each of the next 3 tr c keeping last loop of each st on hook, thread over and work off all loops at one time, \* ch 6, s c in next loop, ch 6, cluster over the next 4 tr c (cluster: 1 tr c in each of the next 4 tr c keeping last loop of each st on hook, thread over and work off all loops at one time), repeat from \* all around ending with ch 3, d c in tr c.

**7th Round.** \* Ch 7, sc in next loop, repeat from \* all around ending with sl st in d c.

**8th Round.** Ch 3, 6 d c in next loop, \* d c in next s c, 6 d c in next loop, repeat from \* all around, join in 3rd st of ch.

**9th Round.** \* Ch 9, skip 6 d c, s c in next d c, repeat from \* all around ending with ch 4, skip 6 d c, d tr c in joining.

**10th Round.** \* Ch 7, 4 tr c in center st of next loop, ch 7, s c in next loop, repeat from \* all around ending with ch 3 tr c in d tr c.

**11th Round.** \* Ch 9, s c in next loop, ch 5, tr c cluster over the next 4 tr c, ch 5, s c in next loop, repeat from \* all around ending with sl st in tr c.

**12th Round.** Sl st to center st of next loop, ch 4, 3 tr c in same space, \* ch 6, 1 tr c, ch 3, 1 tr c in next cluster, ch 6, skip 1 loop, 4 tr c in center st of next loop, repeat from \* all around ending to correspond, join in 4th st of ch.

**13th Round.** Ch 4, 1 tr c in each of the next 3 tr c keeping last loop of each st on hook, thread over and work off all loops at one time, \* ch 5, skip 1 loop, 4 d tr c in next tr c, ch 2, 2 d tr c with ch 3 between in next loop, ch 2, 4 d tr c in next tr c, ch 5, skip 1 loop, tr c cluster over next 4 tr c, repeat from \* all around ending to correspond, join in 1st cluster.

**14th Round.** Ch 9, \* d tr c cluster over next 4 d tr c, ch 3, 4 d tr c in next d tr c, ch 2, 1 d tr c, ch 3, 1 d tr c in next loop, ch 2, 4 d tr c in next d tr c, ch 3, d tr c cluster over next 4 d tr c, ch 4, d tr c in next cluster, ch 4, repeat from \* all around ending to correspond, join in 5th st of ch.

**15th Round.** Ch 5, d tr c in same space, \* ch 4, skip next cluster, d tr c cluster over next 4 d tr c, ch 3, 4 d tr c in next d tr c, ch 2, 1 d tr c, ch 3, 1 d tr c in next loop, ch 2, 4 d tr c in next d tr c, ch 3, d tr c cluster over next 4 d tr c, ch 4, skip next cluster, 2 d tr c in next d tr c, repeat from \* all around ending to correspond, join in 5th st of ch.

**16th Round.** Ch 5, d tr c in space before next d tr c, d tr c in next d tr c, \* ch 5, skip next cluster, d tr c cluster over next 4 d tr c, ch 3, 4 d tr c in next d tr c, ch 2, 1 d tr c, ch 3, 1 d tr c in next loop, ch 2, 4 d tr c in next d tr c, ch 3, d tr c cluster over next 4 d tr c, ch 5, skip next cluster, d tr c in next d tr c, d tr c in space before next d tr c, d tr c in next d tr c, repeat from \* all around ending to correspond, join in 5th st of ch.

**17th Round.** Ch 5, d tr c in same space, 1 d tr c in next d tr c, 2 d tr c in next d tr c, \* ch 5, skip next cluster, d tr c cluster over next 4 d tr c, ch 3, 4 d tr c in next d tr c, ch 2, 1 d tr c, ch 3, 1 d tr c in next loop, ch 2, 4 d tr c in next d tr c, ch 3, d tr c cluster over next 4 d tr c, ch 5, skip next cluster, 2 d tr c in next d tr c, 1 d tr c in next d tr c, 2 d tr c in next d tr c, repeat from \* all around ending to correspond, join in 5th st of ch.

**18th Round.** Ch 6, d tr c in same space, \* ch 1, d tr c in next d tr c, repeat from \* to within last d tr c of same d tr c group, ch 1, 1 d tr c, ch 1, 1 d tr c in next d tr c, \*\* ch 5, skip next cluster, d tr c cluster over next 4 d tr c, ch 3, 4 d tr c in next d tr c, ch 2, 1 d tr c, ch 3, 1 d tr c in next loop, ch 2, 4 d tr c in next d tr c, ch 3, d tr c cluster over next 4 d tr c, ch 5, skip next cluster, 2 d tr c with ch 1 between in next d tr c, \* ch 1, d tr c in next d tr c, repeat from \* to within last d tr c of same d tr c group, ch 1, 1 d tr c, ch 1, 1 d tr c in next d tr c, repeat from \*\* all around ending to correspond, join in 5th st of ch.

**19th Round.** Same as last round.

**20th Round.** Ch 9, skip 3 d tr c, 4 tr c in next d tr c, ch 9, skip 3 d tr c, s c in next d tr c, ch 11, skip next cluster, d tr c cluster over next 4 d tr c, ch 5, skip 1 loop, 6 tr c in center st of next loop, ch 5, skip 1 loop, d tr c cluster over next 4 d tr c, ch 11, skip next cluster, s c in next d tr c, repeat from beginning all around ending with ch 4, tr tr c (4 times over hook) in joining.

**21st Round.** Ch 9, s c in next loop, \* ch 7, tr c cluster over next 6 tr c, ch 7, s c in next loop, ch 9, s c in next loop, ch 9, s c in next loop, repeat from \* all around in same manner ending with ch 4, tr tr c in tr tr c.

**22nd Round.** Ch 9, s c in next loop, ch 7, s c in next loop, ch 7, s c in next loop, ch 7, s c in next loop, ch 9, s c in next loop, ch 9, s c in next loop, ch 11, s c in next loop, ch 9, s c in next loop, repeat from beginning all around, ending with ch 4, tr tr c in tr tr c.

**23rd Round.** Ch 9, s c in next loop, ch 9, s c in next loop, ch 7, s c in next loop, ch 7, s c in next loop, ch 9, s c in next loop, ch 9, s c in next loop, ch 11, s c in next loop, ch 11, s c in next loop, repeat from beginning all around ending with ch 5, tr tr c in tr tr c.

**24th Round.** \* Ch 7, sl st in 4th st from hook for picot, ch 3, s c in next loop, repeat from \* twice, ch 6, sl st in 4th st from hook for picot, ch 2, s c in next loop, \* ch 7, sl st in 4th st from hook for picot, ch 3, s c in next loop, repeat from \* twice, ch 6, sl st in 4th st from hook for picot, ch 6, sl st in 4th st from hook for picot, ch 6, sl st in 4th st from hook for picot, ch 2, s c in next loop, repeat from beginning all around, join in tr tr c, cut thread.

**For larger doily work 1st 19 rounds same as medium doily.**

**20th Round.** Ch 5, 1 d tr c in next ch 1 space, in next d tr c and in next ch 1 space keeping last loop of each d tr c on hook, thread over and work off all loops at one time, \*\* ch 7, work a d tr c cluster working in next d tr c, next ch 1 loop, next d tr c and next ch 1 loop, skip next d tr c, \* ch 7, work a d tr c cluster working in next ch 1 loop, next d tr c, next ch 1 loop, next d tr c, repeat from \* once, ch 5, skip 1 cluster, d tr c cluster over next 4 d tr c, ch 5, skip 1 loop, 6 tr c in center st of next loop, ch 5, skip 1 loop, d tr c cluster over next 4 d tr c, ch 5, skip 1 cluster, work a d tr c cluster working in next d tr c, next ch 1 space, next d tr c and next ch 1 space, repeat from \*\* all around in same manner finishing round to correspond and ending with ch 2, d c in top of 1st cluster.

**21st Round.** \* Ch 7, s c in next loop, repeat from \* 4 times, \*\* ch 7, tr c cluster over next 6 tr c, \* ch 7, s c in next loop, repeat from \* 6 times, repeat from \*\* all around ending with ch 3, tr c in d c.

**22nd and 23rd Rounds.** \* Ch 8, s c in next loop, repeat from \* all around ending each round with ch 4, tr c in tr c.

**24th Round.** \* Ch 9, s c in next loop, repeat from \* all around ending with ch 4, d tr c in tr c.

**25th Round.** Ch 4, 3 tr c in same space, \* ch 5, s c in next loop, ch 5, 4 tr c in center st of next loop, repeat from \* all around ending to correspond, ch 5, join.

**26th Round.** Ch 4, 1 tr c in each of the next 3 tr c keeping last loop of each tr c on hook, thread over and work off all loop at one time, \* ch 8, s c in next s c, ch 8, tr c cluster over next 4 tr c, repeat from \* all around ending with ch 8, s c in next s c, ch 4, tr c in top of 1st cluster.

**27th Round.** \* Ch 9, s c in next loop, repeat from \* all around ending with ch 4, d tr c in tr c.

**28th and 29th Rounds.** Same as last round but ending each round with ch 4, d tr c in d tr c.

**30th Round.** Ch 9, sl st in 3rd st from hook for picot, ch 2, tr c in same space, \* ch 5, s c in center st of next loop, ch 5, tr c in center st of next loop, ch 5, sl st in 3rd st from hook for picot, ch 2, tr c in same space, repeat from \* all around ending to correspond, ch 5, join in 4th st of ch, cut thread.

# The Candy Dish Doily

Continued from page 5

**10th Round.** Attach Gold and Silver Spangle or White in ch 3 loop, ch 6, d c in same space, °° ch 2, s c in next d c, ° ch 3, skip 1 d c, sc in next d c, repeat from ° 3 times, ch 2, skip 1 loop, shell in next loop, repeat from °° 6 times, ° ch 2, s c in next d c, repeat from ° 3 times, ch 2, join in 3rd st of ch.

**11th Round.** Sl st into loop, ch 3, 2 d c in same space, ° ch 5, skip 1 loop, s c in next loop, ch 5, skip 1 s c and 1 loop, shell in next s c, ch 5, skip 1 loop, s c in next loop, ch 5, 3 d c in next shell, repeat from ° 6 times, ch 5, skip 1 loop, s c in next loop, ch 5, skip 1 s c and 1 loop, shell in next s c, ch 5, skip 1 loop, s c in next loop, ch 5, join in 3rd st of ch 3.

**12th Round.** Sl st in next st, ch 6, d c in same space, °° ch 5, ° d c in next loop keeping last loop of st on hook, repeat from ° once, thread over and work off all loops at one time (d c cluster), ch 5, 3 d c in next shell, ch 5, d c cluster over next 2 loops, ch 5, shell in center d c of next d c group, repeat from °° 6 times, ch 5, d c cluster over next 2 loops, ch 5, 3 d c in next shell, ch 5, d c cluster over next 2 loops, ch 5, join in 3rd st of ch 6.

**13th Round.** Sl st into loop, ch 3, 2 d c in same space, ° ch 6, d c cluster over next 2 loops, ch 6, shell in center d c of next d c group, ch 6, d c cluster over next 2 loops, ch 6, 3 d c in next shell, repeat from ° 6 times, ch 6, d c cluster over next 2 loops, ch 6, shell in center d c of next d c group, ch 6, d c cluster over next 2 loops, ch 6, join in 3rd st of ch 3.

**14th Round.** Work in same manner as 12th round but work ch 7 loops.

**15th Round.** Work in same manner as 13th round but work ch 7 loops.

**16th Round.** Work in same manner as 12th round but work ch 8 loops.

**17th Round.** Work in same manner as 13th round but work ch 9 loops and end with ch 4, d tr c in 3rd st of ch.

**18th Round.** ° Ch 9, 1 s c, ch 3, 1 s c in next large loop, repeat from ° all around ending with ch 9, 1 s c, ch 3, 1 s c in d tr c, cut thread.

**19th Round.** Attach Pink in next large loop, ch 4, d c in same space, ° ch 1, d c in same space, repeat from ° 4 times, ch 2, ° 7 d c with ch 1 between each d c in next large loop, ch 2, repeat from ° all around, join in 3rd st of ch.

**20th Round.** ° Ch 3, skip 1 d c, s c in next d c, repeat from ° twice, ch 5, skip 3 d c, shell in next d c, ch 5, skip 3 d c, s c in next d c, repeat from beginning 14 times, ° ch 3, skip 1 d c, s c in next d c, repeat from ° twice, ch 5, skip 3 d c, shell in next d c, ch 2, d c in joining.

**21st Round.** Ch 3, s c over d c, ° ch 3, skip 1 loop, 3 d c, ch 3, 3 d c in next loop, ch 3, skip 1 loop, 1 s c, ch 3, 1 s c in next loop, ch 3, 3 d c in next shell, ch 3, 1 s c, ch 3, 1 s c in next loop, repeat from ° all around ending to correspond, join in d c, cut thread.

**22nd Round.** Attach Pink in center dc of 1st d c group to right of joining, ch 1, 1 s c, ch 3, 1 s c in same space, ch 2, s c in next loop, ° ch 7, sl st in 4th st from hook for picot, ch 3, dc in ch 3 loop between next 2-dc groups, ch 4, sl st in 3rd st from hook for picot, ch 1, d c in same loop, ch 7, sl st in 4th st from hook for picot, ch 3, skip 2 loops, s c in next loop, ch 2, 1 s c, ch 3, 1 s c in center d c of next d c group, ch 2, s c in next loop, repeat from ° all around ending to correspond, join in 1st s c, cut thread.

# The Multi-color Doily

Continued from page 8

**18th Round.** Over next loop work 1 s c, 1 s d c, 2 d c, 19 tr c, 2 d c, 1 s d c, 1 s c, skip 2 s c, s c in next s c, repeat from beginning all around, join, cut thread.

**19th Round.** Attach Green in 14th st of any scallop, ch 4 (counts as part of 1st cluster st), cluster st in same space, ch 5, cluster st in same space, ° 2 cluster sts with ch 5 between in 14th st of next scallop, repeat from ° all around, join, cut Green.

**20th Round.** Attach White in any loop, ° ch 7, s c in next loop, repeat from ° all around ending with ch 3, tr c in same space as beginning.

**21st Round.** ° Ch 7, s c in next loop, repeat from ° all around ending with ch 3, tr c in tr c.

**22nd Round.** ° Ch 8, s c in next loop, repeat from ° all around ending with ch 4, tr c in tr c.

**23rd Round.** Same as last round but ending with ch 8, sl st in tr c, cut thread.

**24th Round.** Attach Yellow in any s c, ch 3, 6 d c over next loop, ° d c in next s c, 6 d c over next loop, repeat from ° all around, join in 3rd st of ch, cut thread.

**25th Round.** Attach Green in same space, s c in same space, ° ch 5, skip 1 d c, 1 tr c in each of the next 4 d c keeping last loop of each tr c on hook, thread over and work off all loops at one time, ch 4, sl st in top of cluster just made for picot, ch 5, skip 1 d c, s c in next d c, repeat from ° all around ending to correspond, join, cut thread.

# The Rose Doily

Continued from page 9

loop, ch 1, join to center st of any petal of next rose, repeat from ° until all roses are joined ending to correspond, join, cut thread.

**LEAF:** With Green ch 11, s c in 2nd st from hook, 1 s c in each of the next 8 sts of ch, 3 s c in last st, working on other side of ch, 1 s c in each of the next 8 sts.

**2nd Row.** Ch 2, turn, working through back loop of sts only, skip 1 s c, 1 s c in each of the next 8 s c, 3 s c in next s c, 1 s c in each of the next 8 s c.

**Next Round.** Ch 1, turn, join to center st of 2nd free petal on right hand side of any rose (to join: drop loop from hook, insert in petal, pick up loop and pull through), skip 1 s c on leaf and working through back loop of sts only, 1 s c in each of the next 9 s c, join to center st of next free petal of same rose, s c in same space on leaf, join to center st of 1st free petal on left hand side of next rose, s c in same space on leaf, 1 s c in each of the next 8 s c, join to center st of next petal of same rose, ch 1, s c in next s c on leaf, cut thread. Work 9 more leaves joining between roses in same manner.



# Doilies, Doilies and More Doilies



PINEAPPLES • RUFFLES • KNITTED DESIGNS • FLOWERS