

The Antique Pattern Library

For more information, please see our website at:

<http://www.antiquepatternlibrary.org>



This is a scan of an antique book that is, to the best of our knowledge, in the public domain. The scan itself has been photo-edited for readability, and is licensed under the **Creative Commons** Attribution-NonCommercial-ShareAlike License. To view a copy of this license, visit <http://creativecommons.org/licenses/by-nc-sa/2.5/> or send a letter to Creative Commons, 559 Nathan Abbott Way, Stanford, California 94305, USA.

You may share copies or printouts of this scan freely. You may not sell copies or printouts.

Donated by


Judith Combs




THE
COURT CROCHET
DOYLEY
BOOK
BY M^{RS}. WARREN,
PRICE SIXPENCE

London
ACKERMANN & C^O.
1847.


No 1.




No 2.



No. 3.



No 4



THE
COURT CROCHET
DOYLEY BOOK,
WITH ORIGINAL PATTERNS,
ORNAMENTALLY ILLUSTRATED:

DESIGNED BY
MRS. WARREN,
2, MANOR PLACE, HOLLOWAY.

LONDON:
ACKERMANN AND CO.



The patterns in this book are all worked with "Rauworth's Crochet Thread," which is recommended for its superior colour and quality.

Entered at Stationers' Hall.

J. BURTON, PRINTER, HAYMARKET, LEICESTER.

TO
HER MOST GRACIOUS MAJESTY, QUEEN VICTORIA,
THE PATRONESS OF EVERY USEFUL AND ELEGANT ART,
THIS SERIES OF CROCHET BOOKS,
IS DEDICATED, WITH PROFOUND RESPECT,
BY HER MAJESTY'S
MOST DUTIFUL SUBJECT,
ELIZA WARREN.

Holloway, 1847.

ADVERTISEMENT.

Mrs. WARREN begs to return her thanks for the extensive patronage which has been conferred upon her former Series of Crochet Collar Books. In introducing this New Series— one of EDGINGS, another of COLLARS and CUFFS, and a third of DOYLEYS, she trusts her efforts will meet with similar success.

EXPLANATION OF STITCHES.

CHAIN STITCH is made by forming a loop, and drawing one loop through the other.

D^c or DOUBLE CROCHET, is made by inserting the hook through the loop, and drawing the cotton through, then draw the cotton through the two loops, there will then be one loop on the hook.

LONG STITCH is made by *first* twisting the cotton over the hook, then insert the hook into the loop, draw the cotton through two loops, and again through two, there will then be only one loop on the hook.

In working these patterns every care must be taken not to turn the work, but commence each row at one end, and at the termination, cut off the cotton and begin again.

THE
COURT CROCHET DOYLEY BOOK.

DOYLEY, NO. 1.

Use **RAWORTH'S** Crochet Thread, No. 30.

1st Row.—Make a chain of 21 loops, turn back, work 3 long, 3 chain, miss 3 loops, repeat. *Count every row, and see that there are only 20 loops.*

2nd Row.—Turn back, work 1 long, 1 chain, miss 1 loop and repeat.

3rd Row.—Same as first, continue working these two rows alternately, turning back at the termination of each row till there are 7 rows.

Care must now be observed not to turn the work again, and at the termination of each row cut off the thread sufficiently long to admit of its being drawn in at the back with a needle, and com-

mence the next row in a different place—this must be observed in working all the patterns.

8th Row.—Work a row of D^c all round, taking care to leave 20 loops on each side, with an additional chain in each corner after each 20th stitch.

Cut off the thread, and draw in the end at the back with a needle.

9th Row.—Commence in the centre of one side, work a row of long stitches, 20 on each side, with 7 additional at each corner chain; *to be worked thus*—3 to be worked in the corner chain, then 1 chain, 3 more long into the same chain, in all 180 stitches, counting them on the top.

10th Row.—1 D^c into the 1 chain at point of the corner, 4 chain, miss 1 loop, 3 long into successive loops, 4 chain, miss 3 loops, D^c into 4th loop, 4 chain, miss 3 loops, 4 long, 4 chain, D^c into 4th loop, 4 chain, miss 3 loops, 3 long as before, 4 chain, miss 1 loop, repeat.

11th Row.—1 D^c at corner on D^c, 5 chain, 5 long, the 1st into 4th loop, 4 chain, D^c on D^c, 4 chain, 6 long,

1st into 4th loop, 4 chain, D^c on D^c, 4 chain, 5 long, 1st into 4th loop, 5 chain, repeat from beginning.

12th Row.—Commence at opposite corner,* 1 D^c into 5th loop from D^c stitch, 6 more D^c stitches, 5 chain, 8 D^c stitches commencing in the 4th loop from D^c stitch, 5 chain, 7 D^c stitches 1st into 4th loop, 7 chain, repeat*.

13th Row.—Commence at centre pattern, 6 long, the 1st on 2nd D^c stitch, 5 chain, D^c into 4th loop, 5 chain, 5 long as before, 5 chain, D^c into 3rd loop, 5 chain, D^c into next loop, 7 chain, D^c into next loop, 5 chain, D^c into next loop, 5 chain, 5 long as before, 5 chain, D^c into 4th loop, 5 chain, repeat.

14th Row.—Commence at centre pattern, but not at the termination of last row, 4 long, the 1st on 2nd long in last row, 6 chain, D^c on D^c, 6 chain, 3 long, the 1st on 2nd long, 5 chain, D^c into 4th loop, 5 chain, D^c into centre of 5, 5 chain, D^c into centre of 7, 5 chain, D^c into centre of 5, 5 chain, D^c into 3rd loop, 5 chain, 3 long as before, 6 chain, D^c on D^c, 6 chain, repeat.

15th Row.—Commence at a centre pattern, 2 D_c on the 4 long over centre long, 5 chain, D^c into 4th loop, 5 chain, D^c into 3rd loop from D^c stitch in last row, 5 chain, 3 D^c on long stitches, * 5 chain, D^c into centre of 5, repeat from * 5 times, 5 chain, 3 D^c on long stitches, 5 chain, D^c into 3rd loop, 5 chain, D^c into 3rd loop from D^c stitch in last row, 5 chain, repeat from beginning.

16th Row.—Begin at centre pattern, 2 D^c on D_c , 7 chain, 5 long, the 1st into the 1st loop of the 2nd 5, 7 chain, D^c into centre of D^c stitches, 7 chain, D^c into centre of 2nd 5, 5 chain, D^c into next 5, 5 chain, D^c into 2nd loop of next 5, 5 chain, D^c into next loop, 7 chain, D^c into same loop, 5 chain, D^c into next loop, 5 chain, D^c into centre of 5, 5 chain, D^c into centre of 5, 7 chain, D_c into centre of D^c stitches, 7 chain, 5 long, the 1st into 1st loop of 2nd 5, 7 chain, repeat.

17th Row.—Commence at a centre pattern, 2 D^c on D_c , 7 chain, 7 long, the 1st into 7th loop, 7 chain, D_c on D^c , 5 chain, D^c into centre of 7 chain, * 5

chain, D^c into centre of 5, repeat from * 6 times more, which includes the 7 chain at corner, 5 chain, D^c into centre of 7, 5 chain, D^c on D^c 7 chain, 7 long, the 1st long into the 7th loop, 7 chain, repeat from beginning.

18th Row.—D^c on the 1st of the long stitches from the corner, 5 long over the long, 1 D^c on the last of the long stitches, 7 chain, D^c on the 1st of the long, 5 long, D^c on the last of the long, 5 chain, D^c into centre of 7, * 5 chain, D^c into centre of 5, repeat from * 9 times more, 5 chain, D^c into centre of 7, 5 chain, repeat from beginning.

19th Row.—*In this row twist the thread twice over the hook instead of once, then draw the thread through 2 loops, then through 2, then through 2.* 5 D^c stitches over the 1st 5 long stitches from the corner, 3 chain, 9 long under the 7 chain, 3 chain, 5 D^c over the long stitches, 3 chain, * D^c under centre of 5, 3 chain, 5 long under next 5, 3 chain, repeat from * 5 times more, then 3 chain, and repeat from beginning.

DOYLEY, NO. 2.

Use **RAWORTH'S** Crochet Thread, No. 30.

1st Row.—Make a chain of 21 loops, turn back, work 3 long stitches into 1 loop, 1 chain, * 3 long into 4th loop, 1 chain, repeat from *. *Count every row to see that there are only 20 loops.*

2nd Row.—Same as the 1st, only working the long stitches into the 1 chain stitch in the last row, repeat these 2 rows 5 times more, making 7 rows.

3th Row.—The work must not be turned again. Work a row of D^c, taking care to have 20 loops on each side, but not having the additional chain as in last Doyley.

9th Row.—1 D^c into 19th loop at corner, the D^c stitch at the other corners must always come in the 19th loop, * 5 long into next loop, 3 chain, D^c into 4th loop, repeat from*.

10th Row.—D^c at corner on 3rd long stitch, 9 chain, D^c on 4th long stitch, 6 chain, D^c on 4th long stitch, 6 chain, D^c on 4th long stitch, 9 chain, repeat.

11th Row.—Commence at corner, D^c on D^c, 5

chain, 3 long, the 1st into 4th loop, 5 chain, 15 D^c stitches, the 1st on the 1st D^c stitch, 5 chain, 3 long, the 1st into the 4th loop, 5 chain, repeat.

12th Row.—13 D^c stitches the 1st on the 2nd in last row, 5 chain, 4 long, the 1st into the 5th loop, 5 chain, D^c into centre of 5, 5 chain, D^c into centre of next 5, 5 chain, 4 long, the 1st on 1st long in last row, 5 chain, repeat.

13th Row.—11 D^c stitches, the 1st on the 2nd in last row, 5 chain, 5 long, the 1st into the 5th loop, 5 chain, D^c into the centre of the 5, 5 chain, *twist the thread twice over the hook*, 5 long, *under* the 5 chain, 5 chain, D^c into centre of 5, 5 chain, 5 long, the 1st on the 1st long, 5 chain, repeat.

14th Row.—9 D^c stitches, the 1st on the 2nd D^c stitch, 5 chain, 6 long, the 1st into the 5th loop, 5 chain, D^c into centre of 5, 5 chain, D^c into centre stitch of 5, 5 chain, D^c on 1st long stitch, 5 chain, D^c on last long stitch, 5 chain, D^c into centre of 5, 5 chain, D^c into centre of 5, 5 chain, 6 long, the 1st on 1st long, 5 chain, repeat.

15th Row.—7 D^c stitches, the 1st on the 2nd D^c stitch, 5 chain, 7 long, the 1st into 5th loop, * 5 chain, D^c into centre of 5, repeat from * twice more, 3 chain, *twist the cotton twice over the hook*, 5 long, *under* the 5 chain, 3 chain, D^c into centre of 5, 5 chain, D^c into centre of 5, 5 chain, D^c into centre of 5, 5 chain, 7 long, the 1st on 1st long, 5 chain, repeat from beginning.

16th Row.—5 D^c the 1st on the 2nd D^c, 5 chain, 8 long, the 1st into the 5th loop, 5 chain, D^c into centre of 5, 5 chain, D^c into centre of 5, 5 chain D^c into centre of 5, 7 chain, D^c on 1st long stitch, 5 chain, D^c on last long stitch, 7 chain, D^c into centre of 5, 5 chain, D^c into centre of 5, 5 chain, D^c into centre of 5, 5 chain, 8 long, the 1st on 1st long, 5 chain, repeat.

17th Row.—3 D^c the 1st on 2nd D^c, 5 chain, 9 long, 1st into 5th loop, 5 chain, D^c into centre of 5, 5 chain, D^c into centre of 5, 5 chain, D^c into centre of 5, 5 chain, D^c into centre of 7, 5 chain, *twist the thread twice*, 5 long *under* the 5 chain, 5 chain, D^c into

centre of 7, 5 chain, D^c into centre of 5, 5 chain, D^c into centre of 5, 5 chain, D^c into centre of 5, 5 chain, 9 long, the 1st on 1st long, repeat.

18th Row.—1 D^c into centre of D^c stitch, 5 chain, 10 long, the 1st into 5th loop, * 5 chain, D^c into centre of 5, repeat from * 4 times more, 5 chain, D^c on 1st long stitch, 5 chain, D^c on last long stitch, † 5 chain, D^c into centre of 5, repeat from † 4 times more, 5 chain, 10 long, the 1st on 1st long, 5 chain, repeat from beginning.

19th Row.—Commence on the 1st long stitch *from* the corner, work a row of D^c over the long stitches, taking care to crotchet the 2 points together, 3 chain, *twist the thread twice over the hook*, * 5 long under the 1st 5, 3 chain, D^c into centre of next 5, 3 chain, repeat from * 6 times more, 3 chain, repeat from beginning.

DOYLEY, NO. 3.

Use **RAWORTH'S** Crochet Thread, No. 30.

1st Row.—Make a chain of 21 loops, turn back,

work 2 long, 2 chain, miss 2 loops, repeat. *Count each row to see that there are only 20 stitches.*

2nd Row.—The same, only working the 2 long into the 2 chain of last row.

Work these 2 rows alternately, till there are 7 rows ; after this row, the work must not be turned.

3th Row.—Work a row of D^c, taking care to have 20 loops on every side, exclusive of 2 chain extra at each corner.

9th Row.—Commence at the 2nd loop of the 2 chain, work 3 long into one loop, 1 chain, miss three loops, repeat till the corner, then work 5 chain instead of 1, and make 3 long into 2nd loop, instead of 4th loop ; *on each side there should be 6 groups of 3 stitches.*

10th Row.—D^c into centre loop of the side, 5 chain, 5 D^c stitches, the 1st into the 4th loop, 5 chain, D^c into 4th loop, 5 chain, D^c into 2nd loop, 5 chain, D^c into 2nd loop, 5 chain, D^c into 4th loop, 4 more D^c stitches, 5 chain, repeat.

11th Row.—Commence on the D^c stitch, in centre of the side, 6 chain, 6 D^c stitches, the 1st on 1st

D^c stitch, 5 chain, D^c into 3rd loop, 5 chain, D^c into centre of 5, 5 chain, D^c into centre of 5, 5 chain, D^c into 2nd loop, 5 chain, 6 D^c stitches, the 1st into 3rd loop, 6 chain, repeat.

12th Row.—D^c on D^c in the centre of the side, 7 chain, 7 long the 1st on the 1st D^c stitch, 5 chain, D^c into centre of 5, 5 chain, D^c into centre of 5, 5 chain, D^c into centre of 5, 5 chain, 7 long, the 1st into 5th loop, from D^c stitch in last row, 7 chain, repeat.

13th Row.—D^c on D^c in centre of side, 8 chain, 8 long, the 1st on 1st long, 7 chain, D^c into centre of 5, 5 chain, D^c into centre of 5, 7 chain, 8 long, the 1st into 5th loop, 8 chain, repeat.

14th Row.—D^c on D^c in centre of side, 9 chain, 8 long, the 1st on 2nd long, 5 chain, D^c into 3rd loop, 3 chain, 2 long *under* the 5 chain, 3 chain, 2 long *under* the same chain, 3 chain, D^c into 3rd loop, 5 chain, 8 long, the 1st into 4th loop from D^c stitch in this row, 9 chain, repeat.

15th Row.—D^c into 5th loop from the centre

D^c stitch, 5 chain, 8 long, the 1st on the 2nd long, 5 chain, D^c into centre of 3, 5 chain, 2 long, *under* the 3 chain, 3 chain, 2 long *under* the *same* chain, 5 chain, D^c into centre of 3, 5 chain, 8 long, the 1st into the 5th loop, 5 chain, D^c into 6th loop, 5 chain, repeat.

16th Row.—8 long, the 1st into 5th loop from D^c stitch in last row *from* the corner, 7 chain, 3 long *under* the 5 chain, 3 chain, 3 long *under* the same, 7 chain, 8 long, the 1st on the 2nd long, 5 chain, D^c into centre of 5, 5 chain, 2 long *under* the 3 chain, 3 chain, 2 more long *under* the same chain, 5 chain, D^c into centre of 5, 5 chain, repeat.

17th Row.—8 long, the 1st into 5th loop from D^c stitch in last row *from* the corner, 7 chain, 3 long *under* the 3 chain, 4 chain, 3 long *under* same chain, 7 chain, 8 long, the 1st on 2nd long, 5 chain, D^c into centre of 5, 5 chain, 2 long *under* the 3 chain, 5 chain, 2 long *under* same chain, 5 chain, D^c into centre of 5, 5 chain, repeat.

18th Row.—8 long, the 1st into 5th loop, from D^c stitch *from* the corner, 5 chain, D^c into 4th loop,

5 chain, 3 long under the 5 chain, 5 chain, 3 long under the same chain, 5 chain, D^c into 5th loop from the 3 long stitches in last row, 5 chain, 8 long, the 1st on the second long, 5 chain, D^c into centre of 5, 5 chain, 3 long under the 4 chain, 5 chain, 3 long under same chain, 5 chain, D^c into centre of 5, 5 chain, repeat.

19th Row.—*In this row all the long stitches excepting each 8 long must be made by twisting the thread twice.* 8 long, the 1st into 5th loop from D^c stitch from the corner, 3 chain, 5 long under the chain, 3 chain, D^c under next 5, 3 chain, 3 long under chain of 5, 5 chain, 3 more long under same chain, 3 chain, D^c under centre of 5, 3 chain, 5 long under 5 chain, 3 chain, 8 long, the 1st on 2nd long, 3 chain, 5 long under 5 chain, 3 chain, 4 long under the 5 chain, 5 chain, 4 more long under same chain, 3 chain, 5 long under chain of 5, 3 chain, repeat.



DOYLEY, NO. 4.

Use **RAWORTH'S** Crochet Thread, No. 30.

1st Row.—Make a chain of 21 loops, turn back, work 1 long, 1 chain, miss 1 loop, repeat.

2nd Row.—Turn back, work the same, taking care to let the long stitch come into the chain stitch in previous row.

Continue these two rows alternately till there are 7 rows, after which the work must not be turned.

8th Row.—Work a row of D^c, taking care to have 20 loops on every side, with 2 additional chain stitches in each corner.

9th Row.—D^c into 2nd loop of the 2 chain, 5 long into next loop, 3 chain, D^c into 5th loop, repeat. *At the corners miss only 1 loop, instead of 4, all the corners must be made exactly alike to make the Doyley square.* Cut off the thread as in the other Doyleys.

10th Row.—D^c on 4th long stitch, * 7 chain, D^c into every 4th long stitch in last row, repeat from *, *at the corners make 9 chain.*

11th Row.—Begin at centre chain of 7, 7 long, 5 chain, D^c into next 7, 5 chain 9 long into the 9 chain, making 1 chain between each long stitch at the top, 5 chain, D^c into centre of 7, 5 chain, repeat.

12th Row.—5 long, the 1st on the 2nd of the 7 long, 5 chain, D^c into 4th loop, 5 chain, D^c into 3rd loop from D^c stitch in last row, 5 chain, 8 long, *that is, 1 long in every chain between the 9 long*, making 2 chain at top between each long stitch, 5 chain, D^c into 4th loop, 5 chain, D^c into 3rd loop from D^c in last row, 5 chain, repeat.

13th Row.—3 long, the 1st on the second of the 5 long, 5 chain, D^c into 4th loop, 5 chain, D^c into centre of 5, 5 chain, * 1 long on 1st long, 2 chain, miss 1 loop, repeat from * 10 times more, 5 chain, D^c into centre of 2nd 5, 5 chain, D^c into centre of next 5, 5 chain, repeat.

14th Row.—5 long, the 1st to come in the 1st loop *beyond* the 3 long in last row, 5 chain, D^c into centre of 5, 5 chain, D^c into same loop, 5 chain, * 1 long on 1st long, 2 chain, miss 1 loop, repeat from * 15 times

more, 5 chain, D^c into centre of 2nd 5, 5 chain, D^c into same loop, 5 chain, repeat from beginning.

15th Row.—7 long, the 1st into 1st loop *beyond* the 5 long in last row, 5 chain, D^c into the point of the 5 chain, 5 chain, * 3 long *under* the 1st 2 chain, 1 chain, miss 1 space, repeat from * 7 times more, 5 chain, D^c into point of 5, 5 chain, repeat from beginning.

16th Row.—9 long, the 1st into the 1st loop *beyond* the 7 long in last row, 5 chain, D^c on D^c 5 chain, 3 long into 5th loop, 1 chain, * 3 long into 4th loop, 1 chain, repeat from * 7 times more, 9 *times in all*, 5 chain, D^c on D^c, 5 chain, repeat.

17th Row.—11 long, the 1st into 1st loop *beyond* the 9 long in last row, 5 chain, D^c on D^c, 5 chain, 3 long into 5th loop, 1 chain, * 3 long into 4th loop, 1 chain, repeat from * 8 times more, 5 chain, D^c on D^c, 5 chain, repeat from beginning.

18th Row.—13 long, the 1st into the 1st loop *beyond* the 11 long in last row, 5 chain, 3 long into 5th loop from D^c stitch, 2 chain, * 3 long into 4th loop,

2nd Row.—Turn the row and work back, 4 long, * 3 chain, 5 long, the 1st into 4th loop, repeat from *. (*This row must end with 4 long.*)

3rd Row.—5 long, * 1 chain, 7 long, 1st into 2nd loop, repeat from *. (*This row must end with 5 long.*)

4th Row.—Commence again at 1st row, repeat these 3 rows, (*turning each row and working back,*) till there are 15 patterns on 45 rows, after which the work must not be turned again, but cut off the thread at the termination of each row, and draw the end in neatly at the back with a needle and commence another row in a different place.

THE BORDER.

Work a row of D^c all round, making 2 chain stitches at the corners.

1st Row.—1 D^c stitch, * 5 long into next loop, 3 chain, D^c into 4th loop, (*into 3rd loop at corners,*) repeat from *.

2nd Row.—D^c on 4th long stitch, 5 chain, repeat,
(7 chain at corners.)

3rd Row.—2 long, 2 chain, miss 2 loops, repeat.
(Work the long stitches into successive loops at corners,
missing only 1 loop, but making 2 chain at top.)

4th Row.—3 long, * 5 chain, 3 long, 1st into 6th
loop, repeat from *. (At corners work the first long
stitch into every 3rd loop instead of 6th, making 6 chain
instead of 5.)

5th Row.—5 long, 3 chain, the 3 centre stitches of
the 5 long to come over the 3 long in last row, repeat.

6th Row.—7 long, 1 chain, the 5 centre stitches of
the 7 long to come over the 5 long in last row, repeat.
(At corners make 3 chain.)

7th Row.—3 D^c stitches over the centre stitches of
the 7 long, 9 chain, repeat. (At corners make 10
chain.)

8th and 9th Rows are the same as the 7th, only
making 11 chain at corners instead of 10.



Copy.

By Virtue of the Authority to me given, I do hereby Nominate and Appoint MR. JOHN THOMAS RAWORTH, of Leicester, to be Manufacturer of SEWING THREAD in Ordinary to Her Majesty.

He is to have and enjoy all the rights, profits, privileges and advantages to the said place belonging, during my will and pleasure, and for the same this shall be a sufficient warrant.

Given under my hand this 14th day of August, 1837, in the First year of Her Majesty's Reign.

H. SUTHERLAND,
Mistress of the Robes.

THE
COURT CROCHET
LACE & EDGING
DOYLEY
AND
COLLAR & CUFF
BOOKS.



DEDICATED
TO HER MOST GRACIOUS
MAJESTY.