


CROCHETED YOKES

For
CORSET COVERS
and
NIGHT GOWNS

by
Louise
Nacke



PRICE 10¢

St. Louis, Mo.

BOOK NO. 4

ABBREVIATIONS.

ch.	.	.	.	Chain.
d. c.	.	.	.	Double Crochet.
t.	.	.	.	Treble.
d. t.	.	.	.	Double Treble.
st.	.	.	.	Stitch.
sl. st.	.	.	.	Slip Stitch.
sp.	.	.	.	Space.
p.	.	.	.	Picot.
bet.	.	.	.	Between.

COPYRIGHTED BY THE
JACOB FRANK MERCANTILE CO.
APRIL, 1916




Plate No. 1
Materials required—
4 Balls No. 30 Mercerized Cotton,
1 No. 10 Steel Crochet Hook.

YOKE FOR NIGHT GOWN

Begin at center front. Chain 50.
1st row, 14 mesh. Follow pattern.
4 designs shown are top of shoulders, back 3 and 2
designs same as front, and 7 designs across for back.




Plate No. 2

Materials required—

- 7 Balls No. 30 Mercerized Cotton.
- 1 No. 10 Steel Crochet Hook.

C' in 8, join.

1st row, 20 t. join.

2nd row, 20 meshes, join.

CORSET COVER

3rd row, ch. 5, thread over needle 4 times, work off 2 at a time, retaining last 2 st. on needle, thread over needle 3 times, work off 2 at a time till all stitches have been taken off, ch. 5 and continue.

4th row, ch. 5, d.c. in 3rd ch. of 3rd row, join 2nd wheel to 1st for 5 spaces on 4th row. Follow plate.



Plate No. 3

YOKE FOR NIGHT GOWN

Materials required—

8 balls No. 50 Mercerized Crochet Cotton.
1 No. 11 Steel Crochet Hook.

Chain 168. 3 rows solid meshes, then start design.
3 designs from front to back.
For sleeve, make 70 ch. join to make under arm.
Continue around with solid meshes.
To make gusset underarm, make 12 rows with 2 ch.
bet., 11 rows with 1 ch. bet. and 13 rows solid trebles.




Plate No. 4

YOKE FOR NIGHT GOWN

Materials required—

5 Balls No. 30 Mercerized Cotton.
1 No. 10 Steel Crochet Hook.

Start in front at center. Chain 30.

1st row, 8 meshes, follow pattern for 39 rows.

Next start sleeve at front outer edge, ch. 18.

1st row, 4 mesh, following pattern for 34 rows. On
35th row join to front and continue.

After front and sleeves are made, join with 54 ch.
and make back.



Plate No. 5

Materials required—

3 Balls No. 30 Mercerized Cotton.
1 No. 10 Steel Crochet Hook.

YOKE FOR CORSET COVER

Start at right of plate. Chain 72.
1st row, 22 meshes, follow pattern.
Back same as front.




Plate No. 6

YOKE FOR NIGHT GOWN

Materials required—

- 3 Balls No. 30 Mercerized Cotton.
- 1 No. 10 Steel Crochet Hook.

Plate shows beginning at right, working toward center.

- Chain 40. Follow plate.
- For edge—1st row, solid meshes.
- 2nd row, 2 d.c. in each mesh.
- 3rd row, 2 t. with 1 ch. bet. in every other stitch.
- 4th row, 4 d.c. with picot in every other mesh.



Plate No. 7

YOKE FOR NIGHT GOWN

Materials required—

- 4 Balls No. 50 Mercerized Cotton.
- 1 No. 12 Steel Crochet Hook.

Begin directly in front at top. Chain 97.

1st row, 1 t. in 7th ch.*; 3 t. in next 3 ch., ch. 5, d.c. in 5th ch., 29 d.c., ch. 5, 1 t. in 5th ch., repeat from *.

2nd row*, ch. 5, 4 t. in 1st 5 ch. of previous row, ch. 5, skip 3 d.c., 26 d.c., ch. 5, 4 t. on 5 ch., ch. 10, 4 t. on next 5 ch., repeat from star.




Plate No. 8

YOKE FOR CORSET COVER

Materials required—

- 4 Balls No. 30 Mercerized Cotton.
- 1 No. 10 Steel Crochet Hook.

Begin at left of plate. Chain 82.
1st row, 25 meshes, follow plate, continuing under
arm with 8 meshes to make required size.




Plate No. 9

YOKE FOR CORSET COVER

Materials required—

- 4 Balls No. 30 Mercerized Cotton.
- 1 No. 10 Steel Crochet Hook.

Begin at left of plate. Chain 110. Follow pattern. 5 stars across back, continue border under arm to make required size. Every other star may be made pop-corn stitch.



Plate No. 10

YOKE FOR CORSET COVER

Materials required—

- 3 Balls No. 30 Mercerized Cotton.
- 1 No. 10 Steel Crochet Hook.

Chain 8, join.

- 1st row, 8 trebles with 2 ch. bet., join.
- 2nd row, 5 t. in each mesh, join.
- 3rd row, ch. 3, 1 t. in next st., ch. 3, 1 t. in 4th st., make picot, 1 t. in next st. 9 ch. turn, make 3 treble, ch 3. and continue.




Plate No. 11

YOKE FOR CORSET COVER

Materials required—
3 Balls No. 30 Mercerized Cotton.
1 No. 10 Steel Crochet Hook.

Begin at center, working toward sleeve. Chain 30.
1st row, d.c. in 9th ch. from hook, ch. 5, d.c. in 6th ch., continue.
2nd row, ch. 5, d.c. in 1st loop, ch. 3 for picot, d.c. next to picot, ch. 5, and continue across front to make required size. Same over shoulders and back.




Plate No. 12

YOKE FOR NIGHT GOWN


Materials required—

- 5 Balls No. 30 Mercerized Cotton.
- 1 No. 11 Steel Crochet Hook.

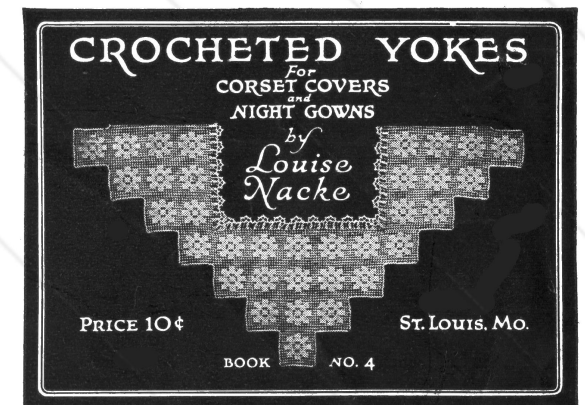
Begin at right of plate, working towards front. **Ch. 90.**
1st row, 1 t. in 5th ch. from hook, ch. 2, 1 t. in same ch., ch. 2, 1 t. in same ch., 1 t. in 4th ch., continue.
2nd row, 1 d.c. in every hole with 4 ch. bet., alternate every other row as above, making required size from shoulder to shoulder.
Back same as front.
Ch. 125 for over shoulder, joining back and front, and continue to make shoulder and sleeve.

FIVE CROCHET BOOKS


BY
LOUISE NACKE




BOOK No. 1




BOOK No. 4



BOOK No. 3.



BOOK No. 2



BOOK No. 5

FOR SALE BY ALL DEALERS