

Antique Pattern Library

For more information, please see our website at: <http://www.antiquepatternlibrary.org>

This is a scan of an antique book that is, to the best of our knowledge, in the public domain. The scan itself has been edited for readability, and is licensed under the **Creative Commons** Attribution-NonCommercial-ShareAlike License.

To view a copy of this license, visit <http://creativecommons.org/licenses/by-nc-sa/2.5/> or send a letter to Creative Commons, 559 Nathan Abbott Way, Stanford, California 94305, USA.

You may share copies or printouts of this scan freely. You may not sell copies or printouts.

Antique Pattern Library is a project of New Media Arts, Inc. <http://www.newmediaarts.org>, a nonprofit organization tax exempt under IRC 501(c)(3). Donations may be tax deductible, depending on your tax status and tax jurisdiction.

Donated by

Sytske Wijnsma



OLD
AND
NEW
DESIGNS
IN

CROCHET WORK

BY

Sophie T. LaCroix

BOOK No 2



No. 1--Postpaid 30c



No. 2--Postpaid 30c



No. 3--Postpaid 30c



No. 4--Postpaid 30c



No. 5--Postpaid 30c

OLD and NEW DESIGNS

By
SOPHIE T. LA CROIX



No. 6--Postpaid 30c



No. 17--Postpaid 10c

**Jobbing
Trade
Solicited**



No. 18--Postpaid 15c



No. 10--Postpaid 30c




No. 7--Postpaid 30c

**BEAD WORK
CROCHET
TATTING**



No. 20--Postpaid 15c

**PATCH WORK
CROSS STITCH
SMOCKING
KNITTING**



No. 12--Postpaid 30c
Patterns 15c each

Over 2000 Original Copyrighted Clear Distinct Designs with Simple Correct Instructions for Beginners or Experts

Entire Set Value \$4.30 Delivered Postpaid \$3.00

These books contain the newest, scarcest, prettiest and oldest patterns; surpassing all other publications in artistic designing. The only series with clear, simple, correct and brief working instructions for each design.

Recognized by Schools and Libraries as the *Standard Needlework Instruction Books* for the use of Beginners and Experts.

Inducements to the Trade

Offices and stocks in New York City, Chicago, San Francisco, Sydney, Brisbane and Wellington.

No. 7 and 9 Clarence House, Bream's Buildings, London. E. C. 4-55 Avenue Francisco I. Madero, Apartado 3, Mexico City.

Cable Address--EDMISTON ST. LOUIS


ST. LOUIS FANCY WORK CO.

616-618 Washington Ave.

St. Louis, U. S. A.




No. 8--Postpaid 30c



No. 9--Postpaid 15c




No. 11--Postpaid 15c




No. 13--Postpaid 15c




No. 14--Postpaid 15c



No. 15--Postpaid 15c




No. 16--Postpaid 15c



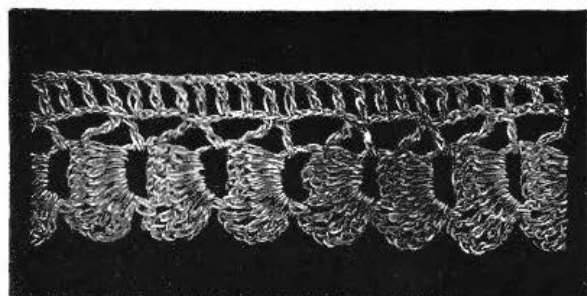
No. 236 Edging

* ch. 5.
 1st R. 2 dc., 3 ch., 1 dc. under 5 ch., rp. 7 times.
 2nd R. 1 dc. in 3 ch., ch. 7, 1 dc. in next rp.
 3rd R. 4 dc., 4 p., 4 dc. under 7 ch., rp.
 For small med. rp. from * joining 2 p. to 2 p. of large med.
Heading:
 1st R. 2 dc. in 2 p. of large med., ch. 12, 2 dc. in 2 p. of small med., rp.
 2nd R. 5 m. bet. med., rp.



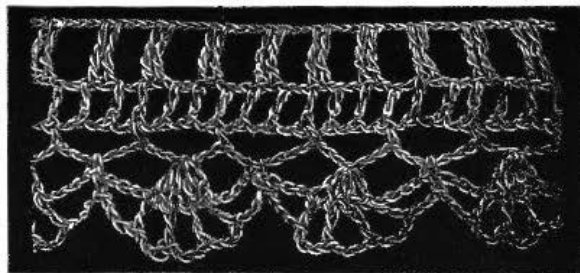
No. 237 Edging

Ch. 12, tn.
 Thread over hook draw 1 lp. thru 3rd ch., thread over draw thru 2 lp. (thread over, draw 1 lp. thru next ch., thread over draw thru 2 lp.) 3 thread over, draw thru 5 lp., thread over, draw thru 1 lp. to close cl.; 4 ch., 1 t. over lp. that binds cl., 2 ch., 1 t. in same place, 5-t. in upper corner of 4 t., ch. 8, 1 dc. in 2nd s. of 2 ch., 4 t. in 1st 4 ch., rp.
Top Edge:
 1 dc. in 3 ch., rp.
 3 dc. in ea. 3 ch., rp.




No. 238 Edging

ch. 9, join.
 1st R. ch. 3, 3 dt. ea. separated by 1 ch. under 9 ch., 1 ch., 7 t. under 9 ch., 6 ch., tn., ht. into ch. before 7 t., rp. r.
Heading:
 1st R. ch. 5 into 9 ch., ht. into end of 1st t., ch. 5 into 9 ch., rp. re.
 2nd R. 1 t., 1 ch., 1 t., rp.




No. 239 Edging

Make ch. required length.
 1st R. 2 t., ch. 2, sk. 2 ch., 2 t. in next 2 ch., rp.
 2nd R. 1 t. in 1 t., sk. 1 t., 1 t. in next ch. rp.
 3rd R. 1 dc. in 1 t., ch. 6, sk. 2 t., 1 dc. in next t., rp.
 4th R. 1 dc. under center of 6 ch., ch. 4, 4 t. under center of next 6 ch., 4 ch., rp.
 5th R. ch. 3, 1 t. into last t. of 4 ch., 3 t. ea. separated by 3 ch., 1 dc. into 1 dc. of last R., rp.



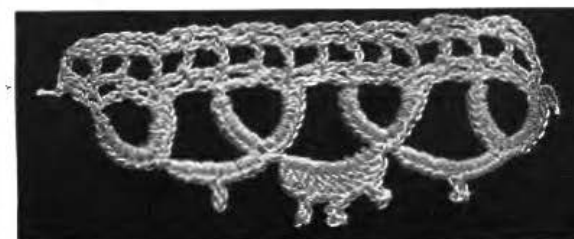
No. 240 Edging

Make ch. length required.
 1st R. 22 m.
 2nd R. sl. st. to 3rd m., make lp. of 7 ch.
 3rd R. 6 dc., ch. 5, 1 dc., 5 ch., 1 dc. rp. 3 times, 6 dc. in 7 ch., lp., rp. join 2nd lp. to 1st with 2 1st p.



No. 241 Edging


Make a ch. length required.
 1st R. 1 t. in 5th ch. from needle, ch. 1, sk. 1 ch., 1 t. in next ch., rp.
 2nd R. 1 dc., sk. 1 ch., 4 t., ch. 2, 4 t. in next 1 ch., 1 dc. in 1 t., rp.
 3rd R. 1 dc. in 1 ch., ch. 5, 1 dc. in center of next scallop, rp.
 4th R. 1 dc., 7 t. under 5 ch., 1 dc. in dc. center of scallop.



No. 242.

No. 242 Edging

Ch. 16.
 1st R. 1 t. in 4th t. from needle, 1 m., 2 t., ch. 3, tn.
 2nd R. and 3rd R. * 2 t., 1 m., 2 t., 9 ch., tn., 1 dc. in top of last t. in 1st r., tn., 15 dc., under 9 ch., ch. 3.
 4th R. 3 R., 1 t., 1 m., 2 t. * to *.
 5, 6 and 7th R. rp. from * ch. 9, 1 dc. in top t. of 5th r., 7 dc. under 9 ch., ch. 7, 1 dc. in center of 15 dc. in 1st 9 ch., tn., 7 dc., 1 p., 7 dc. then 7 dc. to finish 2nd 9 ch. rp. from * to *.
 11th R. 9 ch., 1 dc. in top t. of 9th R., 7 dc. under 9 ch., ch. 7, 1 dc. in center of 2nd 15 dc. and 9 ch., tn., 1 dc., 2 t., 1 p., 2 t., 1 p., 2 t., 1 p., 2 t., 1 dc. under 7 ch., 7 dc. under the 3rd 9 ch. to finish, rp.




No. 243 Edging

12 ch., tn.
 1st R. sk. 7 ch., 1 sh. in sh., 3 ch., tn.
 2nd R. 1 sh. in sh., 1 dc., 4 ch., tn.
 3rd R. top as before, 1 ch., (1 dc., 1 ch.) 3 times in loop of 3 ch. bet. 1st and 2nd R., 1 sl. st. in ch., tn.
 4th R. 3 ch., sk. 2 st., 1 sl. st. over ch., (3 ch., sk. 1 dc., 1 sl. st. over ch.) 7, 2 ch., top as before.



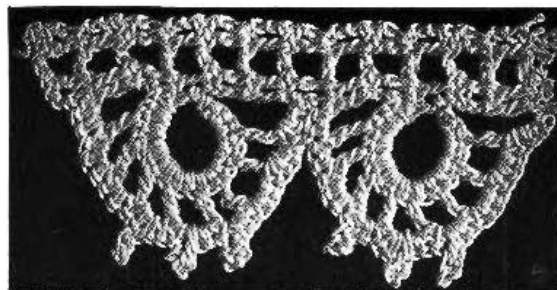
No. 244 Edging

Ch. 12.
 1st R. 1 t. in 8th ch. from needle, 3 t. in next 3 ch., ch. 3, tn.
 2nd R. ch. 5, 4 t.
 3rd R. ch. 5, 4 t., ch. 5, 1 t., ch. 2, 1 t., ch. 2, 1 t., ch. 2, 1 t. under bar of last t. in foundation, tn., 1 ht., 3 t., 1 ht. in 1st 2 ch., rp. ro., ch. 2, 4 t. in 3rd m., rp.




No. 245 Insertion Used for Ribbon

Ch. 26.
 1st R. * 1 t. in 5th ch. from needle, 1 ch., sk. 1, 1 t. in next ch., rp. twice, ch. 7, sk. 7 ch., 1 t. in next ch., ch. 1, sk. 1, 1 t. in next ch., rp. twice, ch. 3, tn.
 2nd R. 1 t. in 2nd t., ch. 1, 1 t. in next ch., ch. 1, 1 t. in next t., 9 t. under 7 ch., ch. 1, 1 t. in 1 t., ch. 1, 1 t. in next t., ch. 1, 1 t. in next t., ch. 3, tn., rp. from *.



No. 246 Edging

Ch. 10.
 1st R. * 1 t. in 4 ch., ch. 2, 2 t., ch. 2, sk. 2 ch., 2 t. in next 2 ch., tn., ch. 3, rp. 3 times, tn., ch. 9, 1 dc. in the bottom st. of last t. in foundation, tn., 26 dc. in 9 ch., ch. 2, 1 t. in t., ch. 2, 2 t. in 2 t., rp. for 1 row, tn., ch. 2, sk. 2 dc., 1 t. in next dc., rp. r. making 9 m., tn.
 2nd R. 3 dc. in 2 ch., rp. 3 times, 1 p., 2 dc., 1 p., 2 dc. in next m., 1 t., 2 dc. in next m., 3 dc. next 2 m., rp. *.




No. 247 Insertion

Ch. 25.
 1st R. * 1 t. in 5 ch. from needle, ch. 2, sk. 3 ch., 2 t., ch. 2, 2 t. in next ch., ch. 5, sk. 5 ch., 1 t. in next ch., ch. 5, sk. 5 ch., 2 t., 2 ch., 2 t., shell (sh.) in next ch., ch. 2, sk. 3, 2 t. in next 2 ch., ch. 3, tn.
 2nd R. 1 t., ch. 2, 1 sh. in 1 sh., ch. 2, 3 t. under 5 ch., 1 t. in 1 t., 3 t. under next 5 ch., ch. 2, 1 sh. in 1 sh., ch. 2, 2 t., ch. 3, tn.
 3rd R. 1 t., ch. 2, 1 sh., ch. 2 t. under 2 ch., 3 t. in 3 t., ch. 1, sk. 1 t., 3 t. in next 3 t., 2 t. under 2 ch., 1 sh., ch. 2, 2 t., ch. 3, tn.
 4th R. 1 t., ch. 2, 1 sh., ch. 2, sk. 3 t., 7 t. in next 7 st., ch. 2, 1 sh., ch. 2, 2 t. ch. 3, tn., rp. from *.



No. 248 Insertion

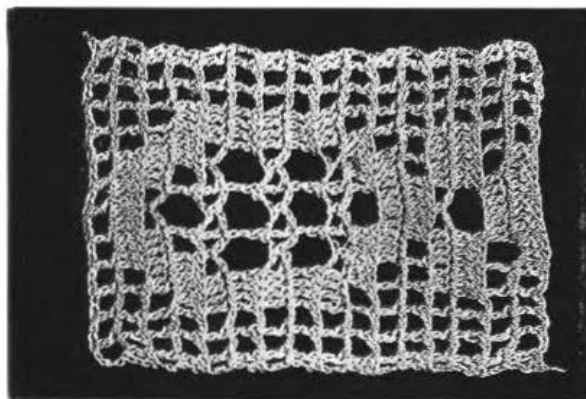
Ch. required length.
 1st R. 12 m.
 2nd R. ch. 7, sk. 1 m., 1 dc. in next m., ch. 3, 1 dc. in next m., ch. 7, sk. 1 m., 1 dc. in next m., rp.
 3rd R. ch. 3, 3 cl. in 3 ch., 1 dc. in 7 ch., ch. 3, 1 cl. in next 3 ch., ch. 3, 1 dc. in center of next 7 ch., ch. 3, rp.
 4th R. 1 dc. under 5 ch., ch. 5, 1 dc. under next 5 ch., ch. 5, 1 dc. under next 5 ch.
 5th R. 12 m., rp.



No. 249 Edging

Ch. 18.


1st R. 1 t. in 4th ch. from needle, 8 t. in next 8 ch., 2 m., ch. 3, tn.
 2nd R. * 2 m., 6 t., 1 m., ch. 9, tn.
 3rd R. 3 t., ch. 4, 2 t., 9 m., ch. 3, tn.
 4th R. 2 m., 6 t., 1 m., 13 t. in 9 ch. of foundation, tn., 1 dc., ch. 3, sk. 1 t., 1 dc. in next 3 ch., rp. ro., 13 t., 4 t., 9 t., 2 m., rp. from *.



No. 250 Insertion

41 ch.

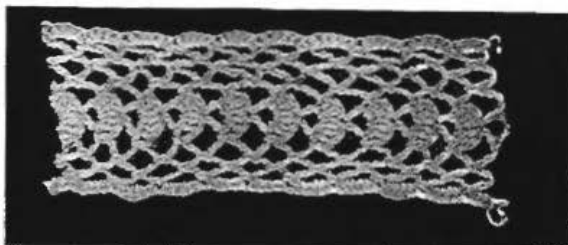
* 1st R. 1 t. in 4th st. from needle, 11 m., 2 t.
 2nd R. 1 t., 4 m., 13 t., 4 m., 2 t.
 3rd R. 1 t., 3 m., 7 t., 1 l., 7 t., 3 m., 2 t.
 4th R. 1 t., 2 m., 7 t., 1 m., 1 s., 1 m., 7 t., 2 m., 2 t.
 5th R. 1 t., 2 m., 4 t., 3 l., 4 t., 2 m., 2 t.
 6th R. 1 t., 2 m., 4 t., 3 s., 4 t., 2 m., 2 t.
 7th R. 1 t., 2 m., 4 t., 3 l., 4 t., 2 m., 2 t.
 8th R. 1 t., 2 m., 4 t., 3 s., 4 t., 2 m., 2 t.
 9th R. 1 t., 2 m., 4 t., 3 l., 4 t., 2 m., 2 t.
 10th R. 1 t., 3 m., 7 t., 1 s., 7 t., 3 m., 2 t.
 11th R. 1 t., 4 m., 12 t., 4 m., 2 t.
 12th R. 1 t., 5 m., 7 t., 5 m., 2 t.
 13th R. 1 t., 3 m., 7 t., 1 l., 7 t., 3 m., 2 t.
 14th R. 1 t., 3 m., 7 t., 1 s., 7 t., 3 m., 2 t.
 15th R. 1 t., 5 m., 7 t., 2 t.
 Rp. from *.



No. 251.

No. 251 Insertion

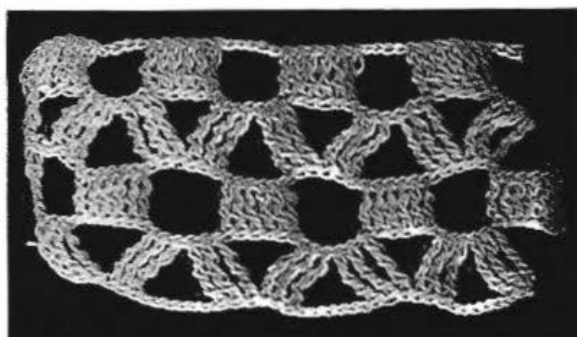
1st R. 24 ch., 1 t. in 8 ch., 6 m., 5 ch., tn.
 2nd R. 2 m., 2 t. in next m., 3 t. in next m., 2 t. in next m., 2 m., 5 ch., tn.
 3rd R. 1 t. in 1st t., 1 m., 7 t., 2 m., 5 ch., tn.
 4th R. Rp. 3rd R.
 5th R. Rp. 1st R.



No. 252 Insertion

21 Ch.

1st R. 1 dc. in 8 ch., 5 ch., sk. 3 ch., 1 dc. in next ch., rp. 4 times, tn.
 2nd R. 6 ch., 1 dc. in center 5 ch., 5 ch., 1 dc. in center of next 5 ch., 5 t. in next 5 ch., 1 t. in next 5 ch., 1 dc. in next 5 ch., 5 ch., 1 dc. in next 5 ch., tn. 6 ch., 1 dc. in 5 ch., 5 ch., 1 dc. in 5 ch., 5 ch., 1 t., 3 ch., 1 t. in center of 5 t., 5 ch., 1 dc. in 5 ch., rp. dc. edge on both sides.




No. 253

This design is used for background, bags, insertion for cushions, etc.

Make ch. length required.

1st R. 6 t., * 6 ch., sk. 4, 6 t., rp. from *.
 2nd R. 6 ch., sk. 6 t., 1 dt. into ea. of the 3 1st st., 6th ch., *, 1 dt. in ea. of remaining 3 of 6 ch., sk. 6 t., 1 dt. in ea. of the 1st 3 of next 6 ch., rp. from last *.
 3rd R. 9 ch., * 1 t. in ea. st. of 1st 6 ch., 6 ch., rp. from last *. Rp. the 2nd alternating to end.



No. 254.

No. 254 Insertion

This narrow insertion is very pretty and is used for towels, dresser scarfs and underwear.

27 ch.

* 1st R. 1 t. in 4th ch., 5 m., 2 t.


2nd R. 1 t., 1 m., 10 t., 1 m., 2 t.

3rd R. 1 t., 1 m., 5 t., 1 pc., 5 t., 1 m., 2 t.

4th R. 1 t., 1 m., 10 t., 2 t.

5th R. 2 t., 5 m.

Rp. from *

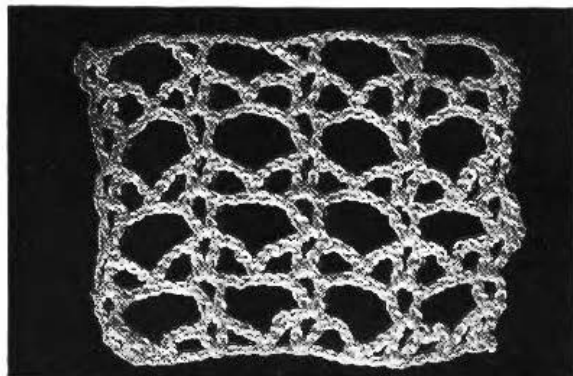


No. 255 Lace Used for Bags and Backgrounds

Ch. 26.

1st R. 1 dc. in 10 ch. from needle, ch. 5, sk. 3 ch., 1 dc. in next ch., rp. 3 times.

2nd R. ch. 5, 4 t. in 5 ch., ch. 3, 1 t. in same 5 ch., rp.

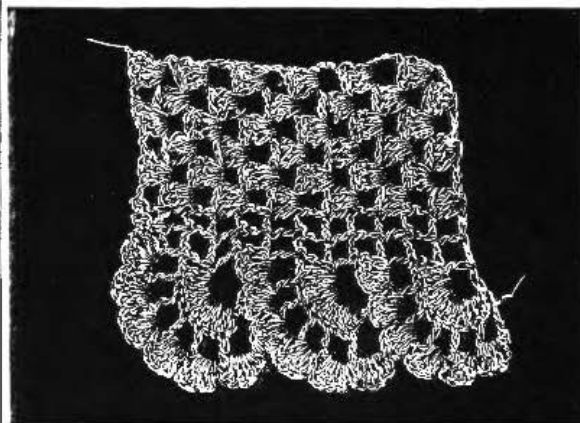


No. 256 Background for Bags

Ch. 30.

1st R. 1 t. in 5th ch. from needle, * 3 t. in same ch., ch. 2, sk. 2 ch., 1 dc. in next ch., ch. 2, sk. 2 ch., 1 t. in next ch., ch. 3, 1 t. in same ch., rp. from *

2nd R. ch. 6, 1 t. in 3 ch., ch. 5, 1 t., ch. 3, 1 t. in next 3 ch., rp.



No. 257 Edging

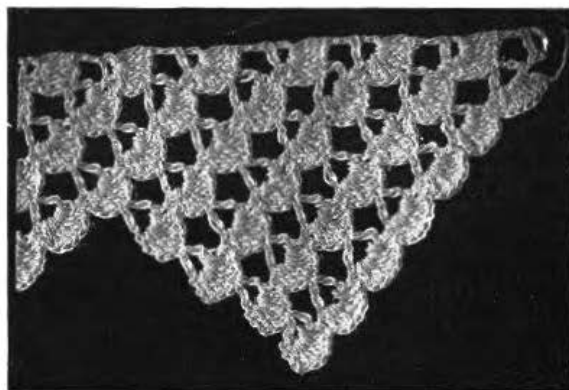
Ch. 17.

1st R. 5 ch., 4 t. in 4th st., 1 ch., 4 t., sk. 3 of foundation, 1 ch., 4 t., 2 ch., 1 t., 2 ch., 1 t., 5 ch., 1st r., 1 t. in same, rp. pattern, work 1 dc. in 2nd pt. of last scallop, tn.

2nd R. 12 t. in lp. of 5 ch., 2 ch., 1 t. in dc. of last R., 2 ch., 1 t., 2 ch., 4 t. in 1 ch. of last R., 1 ch., 4 t., 1 ch., 4 t., 5 ch., tn.

3rd R. 4 t. in 1 ch., 1 ch., 4 t., 1 ch., 4 t., 2 ch., t. on t., 2 ch., * 1 t. in 1st of 12 t., 2 ch., rp. from * r.o., scallop 5 times, after the 1st pattern work to finish the scallop, 3 ch., join to 3rd pt. of previous scallop, tn.

4th R. 1 dc., 3 t., 1 dc. in ea. lp. r.o. scallop making 6 pt. in all, but omit the last in last pt., 2 ch., T. in t., 2 ch., 1 t. in 1st of 4 ch., 1 ch., 4 t. to end of 5 ch., tn., rp. from 1st R.



No. 258 Edging

Ch. 21.

1st R. 1 t. in 7th ch. from needle, 1 t., sk. 3 ch., ch. 3, 1 t., lp., st. in next ch., 3 lp., ch. 3, tn.

2nd R. * 6 t. in 1st lp., 7 t. in next lp., rp. 3 times, ch. 7, tn.

3rd R. 1 t. in 5 ch. from needle, 1 lp. in center of 1st 7 t., 1 lp. in next 7 t., rp. 4 times, ch. 3, tn.

4th R. 6 t. in 1st lp., 7 t. in next lp., rp. 4 times, ch. 7, tn.


5th R. 1 t. in 5 ch. from needle, 1 lp. in center of 1st 7 t., rp. 5 times, ch. 3, tn.

6th R. 6 t. in 1st lp., 7 t. in next lp. 5 times, ch. 7, tn.

7th R. 1 t. in 5 ch. from needle, 1 lp. in center of 1st 7 lp., rp. 6 times, ch. 3, tn.

8th R. 6 t. in 1st lp., 7 t. in next lp., rp. 6 times, ch. 7, rp. from 1st R.

9th R. 1 t. in 5 ch. from needle, 1 lp. in 1st 7 t., rp. 4 times, ch. 3, tn., rp. from *




No. 259 Clover Leaf Edging

Ch. 39.
 1st R. 1 t. in 4 ch. from needle. 34 t. in 34 ch.
 2nd R. 7 dc. in 7 t., * ch. 10, 1 sl. st. in 6th ch. from needle, 1 dc., 5 t., 1 dc., 5 t., 1 dc., 5 t., 1 dc. in 5 ch., 3 dc. over stem of 3 ch., 1 sl. st. to top of 7th t., ch. 10, rp. from *, joining at 3rd t. of 1st scallop of leaf, to 3 t. of 3rd scallop of preceding leaf.

No. 260 Insertion

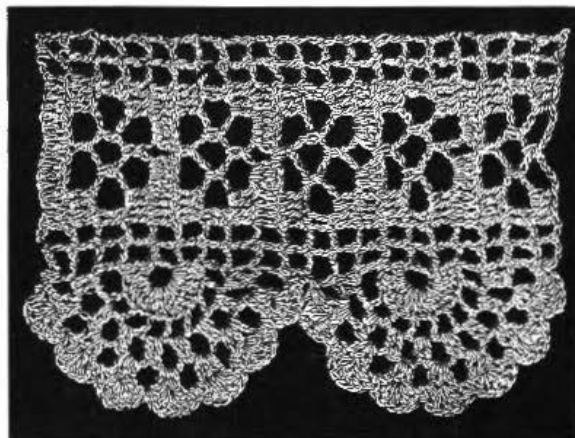
Make same as edge adding 1 R. of t. at lower edge, ch. 7, 1 sl. st. in center of 2nd scallop of leaf, rp. 1 dc. in 1st ch., ch. 3, 1 t. in ea. ch., rp.



No. 261 Edging


Ch. 40.
 1st R. * 1 t. in 8th ch., 4 t., 5 m., 4 t., 3 m., ch. 5, tn.
 2nd R. 1 t. in 1st t., 2 m., 16 t., 1 m., 4 t. in ch. 3, tn.
 3rd R. 1 m., 4 t., 1 m., 4 t., 3 m., 4 t., 2 m., 16 t. in 5 ch., ch. 5, tn.
 4th R. 6 m., in 16 t., 2 m., 4 t., 1 m., 4 t., 1 m., 4 t., 1 m., 4 t., 1 m., ch. 3, tn.
 5th R. 1 m., 4 t., 3 m., 4 t., 1 m., 4 t., 2 m., 2 t. in next m., ch. 2, 2 t. in next m., rp. 3 times, ch. 3, tn.

6th R. 2 t. in 1st 2 ch., 1 p., 3 t. in next 2 ch., 1 p., rp. 3 times, 3 m., 4 t., 1 m., 16 t., 1 m., rp. from *.



No. 262 Edging

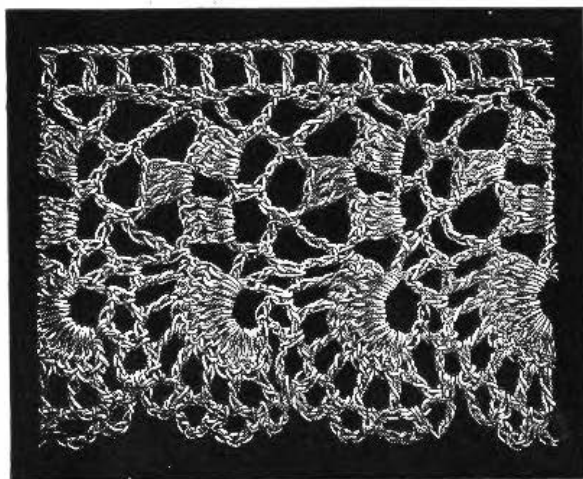
Ch. 38.
 1st R. * 1 t. in 8th ch. from needle, 1 m., 16 t., 2 m., ch. 3, tn.
 2nd R. 2 m., 4 t., ch. 5, 1 dc. in center of 8 t., ch. 5, 4 t., 2 m., ch. 3, tn.
 3rd R. 2 m., 2 t., ch. 5, 1 dc. in 1st 5 ch., ch. 5, 1 dc. in next 5 ch., ch. 5, 2 t., 2 m., ch. 5, tn.
 4th R. 2 m., 2 t. in 2 t., 2 t. in 1st 2 ch. of 5 ch., ch. 5, 1 dc. in center 5 ch., ch. 5, 2 t., 1 dc. in last 2 ch. of 5 ch., 2 t. in 2 t., 2 m., ch. 3, tn.
 5th R. 2 m., 4 t. in 4 t., 4 t. under 5 ch., 4 t. under next 5 ch., 4 t. in 4 t., 2 m., ch. 7, tn. back 1 dc. in top t. of 4th R., ch. 3, sl. st. to top of 3rd t.
 6th R. 16 t. in 7 ch., 2 m., 4 t., ch. 5, 1 dc. in center of 8 t., ch. 5, 4 t., 2 m., ch. 3, tn.
 7th R. 2 m., 2 t., 5 ch., 1 dc. in 5 ch., ch. 5, 1 dc. in next 5 ch., ch. 5, 2 t., 2 m., 8 m. in 16 t., join to 3rd R., sl. st. 2nd R., tn.
 8th R. 2 t. under 1st m., 1 m., 2 t., 1 m., rp. 6 times, 2 m., 4 t., ch. 5, 1 dc. in center of 5 ch., ch. 5, 4 t., 2 m., ch. 3, tn.
 9th R. 2 m., 16 t., 3 m., 3 t., 1 m., 3 t., 1 m., rp. 5 times, tn., 1 dc. in m., 5 t. in center t., 1 dc. in m., rp. 6 times, 2 m., 4 t., ch. 5, 1 dc. in center of 5 t., ch. 5, 4 t., 2 m., rp. from *.



No. 263

No. 263 Edging

Ch. 22.
 1st R. 13 t., 1 m., 2 t., 1 m., 2 t., 1 m., tn.
 2nd R. 1 m., 2 t., 1 m., 2 t., 1 m., 15 t. in 13 t. on scallop.
 3rd R. 17 t., 1 ch. bet. ca. m., 2 t., 1 m., 2 t., 1 m., tn.
 4th R. 1 m., 2 t., 1 m., 2 t., 1 m., 15 t. with 2 ch. bet. ea., tn.
 5th R. 2 t., 2 ch., 2 t. in 1st 2 ch., 2 t., 2 ch., 2 t. in every other 2 ch. until 6 sh. are made, 1 m., 2 t., 1 m., 2 t., 1 m.
 6th R. 1 m., 2 t., 1 m., 2 t., 1 m., 2 t., 2 ch., 3 t. in 2 ch., rp. across.
 7th R. 4 t., 2 ch., 4 t. in 2 ch., rp. 5 times, 1 m., 2 t., 1 m., 2 t., 1 m.
 8th R. 1 m., 2 t., 1 m., 2 t., 1 m., 5 t., 2 ch., 5 t. in 2 ch., rp.
 9th R. 6 t., 2 ch., 6 t. in 2 ch., rp. 5 times, 1 m., 2 t., 1 m., 2 t., 1 m.




No. 264 Edging

Ch. 25.
 1st R. sk. 7 ch., 1 dc. in next ch., 4 ch., sk. 4 ch., 1 dc. in next 4 ch., sk. 4 ch., 1 dc. in next 2 ch., sk. 2 ch., 1 dc. in next 5 ch., 5 t. in end of t., tn.
 2nd R. * 13 t. in 5 ch., ch. 2, 4 t. in 4 ch., ch. 2, 4 t. in next 4 ch., 3 ch., sk. 3 t. of 7 ch., 1 dc. in next t., tn.
 3rd R. 7 ch., 1 dc. in 3 ch., ch. 5, 4 t. in 5 ch., 1 dc. in 3 ch., 7 t. ea. separated by 2 ch. in 13 t.
 4th R. 1 dc. in 2 ch., rp. 6 times more, 4 ch., 1 dc. in 4th of 5th ch., 4 ch., 1 dc. in 4th ch., next 4 ch., 5 ch., 1 dc. into 4th of 7 ch., tn., 5th 7 ch., 1 dc. in center of 5 ch., 4 ch., 1 dc. in next ch., 4 ch., 1 dc. in next ch., 2 ch., 1 dc. in next ch., 4 ch., 1 dc. in next ch., rp. from *, ch. 2, sk. 2 ch., 1 t., rp.

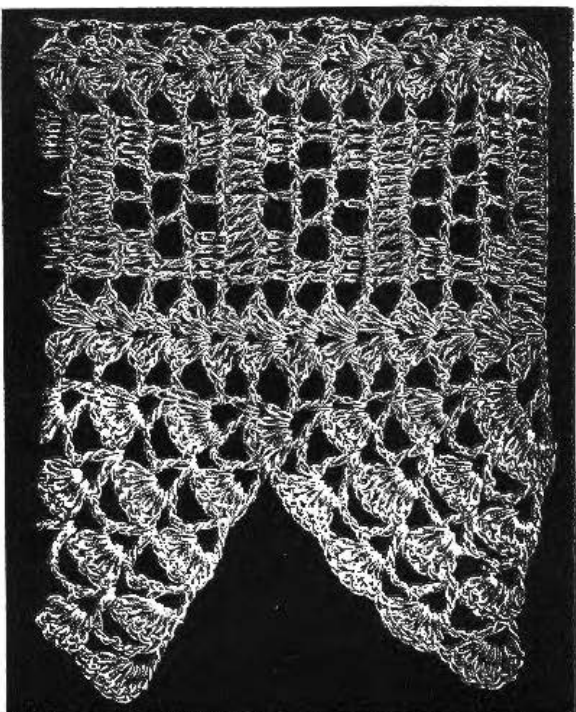
No. 265 Pointed Lace

Ch. 25.
 1st R. 3 t., 1 ch., 3 t. in 1 ch., 13 t., 1 ch., 3 t., 1 ch., 3 t., 3 ch., 1 t., 3 ch., 1 t. in 25 ch., tn.
 2nd R. 6 t. in 1st m., 6 t. in 2nd m., 1 ch., sh. in sh., 1 ch., 4 t., 2 ch., 1 t., 2 ch., 4 t., 3 ch., sh. in sh., 1 t., tn.
 3rd R. 3 ch., sh. in sh., 1 ch., 2 t., 2 ch., 1 t., 2 ch., 1 t., 2 ch., 2 t., 1 ch., sh. in sh., 1 ch., 1 t. in 1st 6 t. of last R., 3 ch., 1 t. in same m., 3 ch., 1 t., 3 ch., 1 t., 1 t. bet. the 2 6 t. of last R., 3 ch., 1 t., 3 ch., 1 t. into last t. of 6 t., tn.
 4th R. 6 t. in 1st 3 ch., 6 t. in 3rd 3 ch., 6 t. in 5 ch., 1 ch., sh. in sh., 1 ch., 4 t., 2 ch., 1 t., 2 ch., 4 t., 1 ch., sh. in sh., 1 t., tn.
 5th R. 3 ch., sh. in sh., 1 ch., 13 t., 1 ch., sh. in sh., 1 ch., 1 t., 3 ch., 1 t. in 1st t. of 6 t., 1 t., 3 ch., 1 t. bet. ea. 6 t. of last R. until 4 R. of sh. are made, increasing 1 every R., rp.




No. 266 Edging

Ch. 52.
 1st R. 1 t. in 5th ch. from needle, 5 t., 5 l., 7 t., 1 l., 2 t., ch. 3, tn.
 2nd R. * 1 t., 1 s., 7 t., 5 s., 7 t., ch. 8, tn.
 3rd R. 1 t. in 4th ch., 5 t., 2 l., 19 t., 1 l., 7 t., 1 l., 2 t., ch. 3, tn.
 4th R. 1 t., 1 s., 7 t., 1 s., 19 t., 2 s., 7 t., ch. 8, tn.
 5th R. 6 t., 2 l., 7 t., 2 l., 7 t., 1 l., 7 t., 1 l., 2 t., ch. 3, tn.
 6th R. 1 t., 1 s., 7 t., 1 s., 7 t., 2 s., 7 t., 2 s., 7 t., ch. 8, tn.
 7th R. 6 t., 2 l., 7 t., 3 l., 19 t., 1 l., 2 t., ch. 3, tn.
 8th R. 1 t., 1 s., 19 t., 3 s., 7 t., 2 s., 7 t.
 9th R. sl. st. to last t., ch. 3, 6 t., 2 l., 7 t., 6 l., 2 t., ch. 3, tn.
 10th R. 1 t., 6 s., 7 t., 2 s., 7 t.
 11th R. sl. st. to 7th t., ch. 3, 6 t., 2 l., 31 t., 1 l., 2 t., ch. 3, tn.
 12th R. 1 t., 1 s., 31 t., 2 s., 7 t.
 13th R. sl. st. to 7th t., rp. from *.



No. 265.

No. 269 Portiere on Front Cover



No. 268.

No. 268 Piano Cover and Scarf

Made from same design but different sizes of rings and threads are used.

The portiere made of gray mercerized macrame medallion triangles of 8 in. joined. Use 1 gross 1 inch brass rings.

Piano cover and scarf are made of heavy ecru linen embroidered with tan No. 3 perle. Use $\frac{3}{4}$ in. ring for center medallions and $\frac{1}{2}$ in. rings for edge medallions. Medium size thread.

Tassel requires 55 threads 12 in. long, draw thru center ring, tie together 1 in. from top, leaving a heading, and wrap 18 threads tightly around.

No. 270 Medallion

1st R. 34 dc. around ring, sl. st. on 1st dc., fasten. Make 2 more rings, fasten as illus. Do not cut thread at last one but continue:
 2nd R. 3 ch. counts as 1st t., 10 t. on the following. 10 st., 7 ch., 10 t. in 11 following st., sk. to 2nd ring, 10 t., 7 ch., 10 t. Make 3rd ring in same manner, connect with starting pt. by sl. st.
 3rd R. 5 dc. in the following 5 st. of previous R., 1 p. of 5 ch., 5 dc. in remaining 5 st. of previous R., 1 p. of 5 ch. at joining of rings, join 5 dc., 1 p. of 5 ch., 5 dc., reaching 1st lp. of previous

R. in which make 3 t., 1 p. of 5 ch., 3 t., 1 p., 3 t., 1 p., 3 t., which fills lp.; then as before, 5 dc., 1 p., 5 dc., rp. ro.

4th R. Across top lp. (lengthwise) make 5 ch. catching ea. p. in the course of the work.


5th R. across top, 5 dc. in ea. bar of ch. bet. 1 p., 1 dc. in every st., completing top. * 5 dc. in 5 ch., 3 dc., reverse; 7 ch., 1 dc. in 3rd st., back of p. just made, tn. and fill ch. with 5 p. separated by 3 dc.; rp. ro. connecting 2 upper p. at the joining pt. as illus.

For portiere, rp. from * ro.

For large med. forming part of edge, add 3 more r. and follow directions for 3 r.


Round Medallion

Use brass rings. 50 dc. in 1st r., join to 2nd r. with 1 dc., 24 dc., join to another r. with 1 dc., 1 dc. in 2nd r., finished with 25 dc., join, make 6 r. around center r. Do not break thread in last r. Make 11 t., 3 ch., 11 t. on ea. r., 5 dc., 1 p., 5 dc., 1 t., 1 p., 2 t.,



Medallion No. 270.


1 p., 2 t., 1 p. in 3 ch., 5 ch., 1 p., 5 dc., lp., rp. ro.



No. 271 Edging for Round Center Piece

Ch. 46.

1st R. 1 t. in 7 ch. from needle, ch. 3, 1 t., ch. 3, 1 t. in same ch., 1 m., 17 t., 1 m., ch. 2, 1 t. in same ch., ch. 2, sk. 2 ch., (1 t., ch. 3, 1 t., lp.) rp. twice, ch. 5, tn.



2nd R. * 2 lp. in 1st lp., sk. 1 m., 3 lp. in next lp., sk. 1 m., 3 lp. in next lp., sk. 1 m., 3 lp. in 4th lp., 17 t. in 17 t., 1 m., ch. 2, sk. 1 lp., 3 lp. in next lp., ch. 5, tn.

3rd R. 3 lp. in 2nd lp., ch. 2, sk. 1 lp., 1 t. in 1 t., 1 m., 4 t., 5 m., 4 t., ch. 2, sk. 1 lp., 1 lp. in next, ch. 2, sk. 2 lp., 1 lp. in next lp., ch. 2, sk. 2 lp., 1 lp. in next ch. 2, sk. 2, 1 lp. in next ch. 5, tn.

4th R. 3 lp. in 1st lp., rp. 3 times, 4 t., 5 m., 4 t., 3 m., ch. 2, sk. 1 lp., 3 lp. in next lp., ch. 5, tn.


5th R. 3 lp. in 2nd lp., ch. 2, sk. 1 lp., 1 t. in t., 4 m., 4 t., 5 m., 4 t., ch. 2, sk. 1 lp., 1 lp. in center lp., rp. 3 times, ch. 5, tn.

6th R. 3 lp. in 1st lp., ch. 2, sk. 2 t., 1 lp. in next rp. twice, 4 t., 5 m., 4 t., 5 m., ch. 2, sk. 1 lp., 3 lp. in next lp., ch. 5, tn.

7th R. 3 lp. in 2nd lp., ch. 2, sk. 1 lp., 1 t. in t., 4 m., 17 t., 3 lp. in 1st lp., rp. 3 times, ch. 5, tn.

8th R. 3 lp. in 1st lp., 3 lp. in next lp., 3 lp. in next lp., ch. 5, tn.

9th R. 3 lp. in 2nd lp., ch. 2, sk. 1 lp., 1 t. in t., 17 t., ch. 2, sk. 3 t., 1 lp., bet. next 2 t., ch. 2, rp. 3 times, rp. from *.



No. 272 Dresser Scarf


Made of white linen and lace with No. 50 Cordonnet. Size 18x48 in. Commence scarf in center. Ch. 59.

- 1st R. 1 t. in 8th ch. from needle, 16 m., ch. 3, tn.
- 2nd R. 7 m., 4 t., 1 m., 4 t., 7 m., ch. 3, tn.
- 3rd R. 6 m., 7 t., 2 m., 4 t., 6 m., ch. 3, tn.
- 4th R. 5 m., 7 t., 2 m., 7 t., 6 m., ch. 3, tn.
- 5th R. 5 m., 7 t., 3 m., 13 t., 3 m., ch. 3, tn.
- 6th R. 2 m., 7 t., 1 m., 10 t., 9 m., ch. 3, tn.
- 7th R. 8 m., 7 t., 1 m., 7 t., 4 m., ch. 3, tn.
- 8th R. 3 m., 10 t., 3 m., 7 t., 6 m., ch. 3, tn.
- 9th R. 3 m., 7 t., 1 m., 10 t., 2 m., 10 t., 3 m., ch. 3, tn.
- 10th R. 3 m., 7 t., 3 m., 19 t., 3 m., ch. 3, tn.
- 11th R. 2 m., 7 t., 3 m., 4 t., 1 m., 7 t., 2 m., 7 t., 2 m., ch. 3, tn.
- 12th R. 5 m., 13 t., 1 m., 10 t., 1 m., 4 t., 2 m., ch. 3, tn.
- 13th R. 3 m., 16 t., 1 m., 10 t., 5 m., ch. 3, tn.
- 14th R. 7 m., 4 t., 1 m., 16 t., 3 m., ch. 3, tn.
- 15th R. 3 m., 4 t., 1 m., 10 t., 1 m., 7 t., 6 m., ch. 3.
- 16th R. 6 m., 10 t., 1 m., 10 t., 4 m., ch. 3, tn.
- 17th R. * 7 m., 7 t., 2 m., 4 t., 5 m., ch. 3, tn.
- 18th R. 4 m., 7 t., 4 m., 4 t., 6 m., ch. 3, tn.
- 19th R. 5 m., 7 t., 4 m., 7 t., 4 m., ch. 3, tn.
- 20th R. 9 m., 10 t., 1 m., 7 t., 2 m., ch. 3, tn.
- 21st R. 4 m., 7 t., 1 m., 7 t., 8 m., ch. 3, tn.
- 22nd R. 6 m., 7 t., 3 m., 10 t., 3 m., ch. 3, tn.
- 23rd R. 3 m., 10 t., 2 m., 10 t., 1 m., 7 t., 3 m., ch. 3, tn.
- 24th R. 3 m., 19 t., 3 m., 7 t., 3 m., ch. 3, tn.
- 25th R. 2 m., 7 t., 2 m., 7 t., 1 m., 4 t., 3 m., 7 t., 2 m., ch. 3, tn.
- 26th R. 2 m., 4 t., 1 m., 10 t., 1 m., 13 t., 5 m., ch. 3, tn.
- 27th R. 7 m., 4 t., 1 m., 16 t., 3 m., ch. 3, tn.
- 28th R. 3 m., 4 t., 1 m., 10 t., 1 m., 7 t., 6 m., ch. 3.
- 29th R. 6 m., 10 t., 1 m., 10 t., 4 m., ch. 3, tn.
- 30th R. 7 m., 7 t., 2 m., 4 t., 5 m., ch. 3, tn.
- 31st R. 4 m., 7 t., 4 m., 4 t., 6 m., ch. 3, tn.
- 32nd R. 5 m., 7 t., 4 m., 7 t., 4 m., ch. 3, tn.
- 33rd R. 3 m., 7 t., 5 m., 13 t., 3 m., ch. 3, tn.
- 34th R. 2 m., 7 t., 1 m., 10 t., 9 m., ch. 3, tn.
- 35th R. 8 m., 7 t., 1 m., 7 t., 4 m., ch. 3, tn.
- 36th R. 3 m., 10 t., 3 m., 7 t., 6 m., ch. 3, tn.
- 37th R. 3 m., 19 t., 3 m., 7 t., 2 m., ch. 3, tn.
- 38th R. 3 m., 7 t., 2 m., 7 t., 1 m., 4 t., 3 m., 7 t., 2 m., ch. 3, tn.
- 39th R. 2 m., 7 t., 1 m., 10 t., 1 m., 13 t., 5 m., ch. 3, tn.
- 40th R. 5 m., 10 t., 1 m., 16 t., 3 m., ch. 3, tn.
- 41st R. 3 m., 16 t., 1 m., 4 t., 7 m., ch. 3, tn.
- 42nd R. 6 m., 7 t., 1 m., 10 t., 1 m., 4 t., 3 m., ch. 3, tn.
- 43rd R. 4 m., 10 t., 1 m., 10 t., 6 m., ch. 3, tn.
- 44th R. 5 m., 4 t., 2 m., 7 t., 7 m., ch. 3, tn.
- 45th R. 6 m., 4 t., 4 m., 7 t., 4 m., ch. 3, tn.
- 46th R. 4 m., 7 t., 4 m., 7 t., 5 m., ch. 3, tn.

- 47th R. 3 m., 13 t., 5 m., 7 t., 3 m., ch. 3, tn.
- 48th R. 9 m., 10 t., 1 m., 7 t., 2 m., ch. 3, tn.
- 49th R. 4 m., 7 t., 1 m., 10 t., 7 m., ch. 3, tn.
- 50th R. 7 m., 4 t., 5 m., 4 t., 4 m., ch. 3, tn.
- 51st to 54th R. incl. 17 m., rp. from *.

No. 273 Edge

- 1st R. 1 dc. in hem, ch. 6, 1 dc. ¼ in. apart, rp.
- 2nd R. 4 dc., 1 p., 4 dc. in 5 ch., rp.



Medallion No. 274.

- 8 ch, join.
- 1st R. 9 ch. * 1 t., missing 3 ch., 5 t. on the ch. leaving 2 at the end, 3 ch., tn., miss 1, 6 t., tn., 7 sl. st. on t., 5 sl. st. down left side, 2 sl. st. on 2 ch. left, 1 dc. into r., 9 ch. join to 3rd corner of last block of t., 3 ch., rp. from * 7 times.
- 2nd R. 11 ch., 1 dc. into top corner of ea. block, rp. 8 times in all.
- 3rd R. 3 ch., make a block as in 1st R., but with 7 ch. instead of 9, the 2 extra at end not being required, then 2 ch., 1 t., 3 times along the ch. of last R., then another block, joining as in 1st R. Make 16 blocks.
- 4th R. 1 dc. on highest point of 1st block, 5 ch., purl of 6 ch., falling from lower edge, 5 ch., 1 dc. into next block, rp. all ro.
- 5th R. 2 ch., 1 t., missing 1 all ro.
- 6th R. 7 dc., purl of 6 ch., * miss 1, 15 dc., purl of 6, rp. from * all ro.
- 7th R. 15 ch., 1 sl. st. into center dt. between purls, make 18 of these lps.
- 8th R. 4 dc., purl (3 dc., purl) 5 times, 4 dc. into ea. scallop.



Nos. 274-275.

No. 274-275 Dutch Lunch Set Table Cover and Mats

Made of heavy natural color linen, best quality, worked in blue and white. Use Cordonnet No. 30. Made in shape of Maltese Cross.

Rose: Center in blue ch. 5, join, ch. 3, tn.

1st R. 11 t. in 5 ch.

2nd R. ch. 3, sk. 1 t., 1 dc., rp. ro. 5 times, cut.

3rd R. Petals in white: 1 dc., 4 t., 1 dc. in 3 ch. Make 5 more petals.

4th R. 1 dc. in dc. back of the last petal, ch. 5, 1 dc. in next dc., rp. 5 times.

5th R. 1 dc., 5 t., 1 dc. in 5 ch., make 5 more petals.

6th R. 1 dc. in dc. back of last petal, ch. 7, 1 dc. in next dc., rp. 5 times.

7th R. 1 dc., 8 t., 1 dc. in 7 ch. Make 5 more petals.

8th R. Blue thread: 1 dc. bet. 2 petals, ch. 3, 1 p., ch. 3, 1 p., ch. 3, 1 dc. in 4th t. of 1st petal, ch. 3, 1 dc. in 4th t. of next petal, rp. ro. to the 6th petal, ch. 3, 1 p., ch. 3, 1 p., ch. 3, 1 dc. in 3 ch. bet. the two 1st p.

9th R. * ch. 3, 1 p., ch. 3, 1 p., ch. 3, 1 dc. in ch. 3 bet. next 2 p., rp. twice, ch. 7, 1 dc. in 3 ch., bet. 2 p. of 5th lp., tn., 10 dc. under 7 ch., tn., ch. 3, 9 t. in 10 dc., ch. 3, 1 dc. in 3 ch. bet. 2 p. of 5th lp., rp. from *. Join 9th R. of 2nd med. to 1st med., ch. 3 in 2nd lp., 1 p., ch. 1, join 1 dc. bet. 2 p. of 2nd lp. of 1st med., ch. 1, 1 p., ch. 3, 1 dc. bet. 2 p. of 3rd lp., ch. 3, 1 p., ch. 1, join 1 dc. bet. 2 p. of 3rd lp. of 1st med., ch. 1, 1 p., ch. 3, 1 dc. bet. next 2 p., rp.

Make 30 med. for center.

Heading:

1st R. 1 dc. bet. 2 p., ch. 5, 1 dc. bet. next 2 p., rp. twice; ch. 5, 1 dt. in dc. where 2 med. are joined, ch. 5, 1 dc. bet. next 2 p., rp. ro.

2nd R. 7 dc. in ea. 5 ch., rp. 7 med. for ea. end.

No. 275 Border

1st R. Tn. hem $\frac{1}{8}$ in., 1 dc. in hem, ch. 2, 1 p., ch. 2, 1 dc., $\frac{1}{4}$ in. apart, rp. ro.

2nd R. 1 t. in 1 dc., ch. 5, 1 t. in next dc., rp. ro.

3rd R. ch. 2, 1 p., ch. 2, 1 dc. in next 5 ch., rp. ro.

Make tumbler med. with 1 R. of petals.

Edge same as center.

Full detailed description and illustrations of the crocheted decorations on this table will be found in "100 Christmas Novelties," Book No. 5.

No. 276 Medallion

Ch. 21.

1st R. * 1 ht. in 8th ch., 4 m., ch. 4, tn.

2nd R. 1 dc. in ht., ch. 3, 1 dc. in next ht., rp. from * 7 R., now edge with dc. all ro.

1st R. * ch. 5, 1 dc. in 4th dc., rp. making 4 lp.


2nd R. ch. 3, 1 pc. under 3 ch., ch. 3, 1 pc. under next 3 ch., ch. 3, rp. twice, ch. 3, tn.

3rd R. ch. 3, 1 pc. under 3 ch., ch. 3, 1 pc. in next 3 ch., ch. 3, 1 pc. under next 3 ch., tn.

4th R. ch. 3, 1 pc. under 3 ch., ch. 3, 1 pc. under next 3 ch., ch. 3, tn.

5th R. 1 pc. under 3 ch., ch. 5, 1 dc. in top of 2nd pc. of 4th R., ch. 5, 1 dc. in top of next pc., rp. to corner, rp. from * ro. making 4 pts.

Edge pts. with dc.



No 276




No. 277 Beautiful Cushion

Made of green scrim, striped with dark green satin cord, worked in Roman colors and crocheted with Ecu thread.

Ch. 70.

- 1st R. 1 m., 1 l., 15 m., 1 l., 1 m.
- 2nd R. 1 m., 1 s., 4 m., 7 t., 3 m., 7 t., 4 m., 1 s., 1 m.
- 3rd R. 1 m., 1 l., 3 m., 13 t., 1 m., 13 t., 3 m., 1 l., 1 m.
- 4th R. 1 m., 1 s., 3 m., 13 t., 1 m., 13 t., 3 m., 1 s., 1 m.
- 5th R. 1 m., 1 l., 7 t., 1 m., 7 t., 1 m., 4 t., 1 m., 7 t., 1 m., 1 l., 1 m.
- 6th R. 1 m., 1 s., 13 t., 2 m., 4 t., 1 m., 4 t., 2 m., 13 t., 1 s., 1 m.
- 7th R. 1 m., 1 l., 13 t., 1 m., 4 t., ch. 5, 1 dc., 3 ch., 1 dc., 1 p. in center 2 ch., ch. 5, 4 t., 1 m., 13 t., 1 l., 1 m.
- 8th R. 1 m., 1 s., 1 m., 7 t., 1 m., 4 t., ch. 5, 1 dc., 1 p. in center of 5 ch., ch. 5, 1 dc., 1 p. in next 5 ch., ch. 5, 4 t., 1 m., 7 t., 1 m., 1 s., 1 m.
- 9th R. 1 m., 1 l., 3 m., 4 t., ch. 5, 1 dc., 1 p. in 5 ch., ch. 5, 1 dc., 1 p. in next 5 ch., ch. 5, 1 dc., 1 p. in next 5 ch., ch. 5, 4 t., 3 m., 1 l., 1 m.
- 10th R. 1 m., 1 s., 1 m., 7 t., 1 m., 4 t. in 1st 3 ch., ch. 5, 1 dc., 1 p. in 5 ch., ch. 5, 1 dc., 1 p. in next 5 ch., 5 ch., 4 t. in last 3 ch. of 5 ch., 1 m., 7 t., 1 m., 1 s., 1 m.; Reverse from 7th to 2nd R.
- 17th R. 1 m., 1 l., 7 m., 4 t., 7 m., 1 l., 1 m.
- 18th R. 1 m., 1 s., 6 m., 4 t., 1 m., 4 t., 6 m., 1 s., 1 m.
- 19th R. 1 m., 1 l., 5 m., ch. 5, 1 dc., 1 p. in ch. 5, 4 t., 5 m., 1 l., 1 m.
- 20th R. 1 m., 1 s., 4 m., 4 t., ch. 5, 1 dc., 1 p. in 5 ch., ch. 5, 1 dc., 1 p. in next 5 ch., ch. 5, 4 t., 4 m., 1 s., 1 m.
- 21st R. 1 m., 1 l., 3 m., 4 t., ch. 5, 1 dc., 1 p. in 5 ch., ch. 5, 1 dc., 1 p. in next 5 ch., ch. 5, 1 dc., 1 p. in next 5 ch., ch. 5, 4 t., 3 m., 1 l., 1 m.


- 22nd R. 1 m., 1 s., 2 m., 4 t., * ch. 5, 1 dc., 1 p. in 5 ch., ch. 5, 1 dc., 1 p. in next 5 ch., rp. from * twice, 4 t., 2 m., 1 s., 1 m.
 - 23rd R. 1 m., 1 l., 1 m., 4 t., ch. 5, 1 dc., 1 p. in 5 ch., rp. 4 times, 4 t., 1 m., 1 l., 1 m.
 - 24th R. 1 m., 1 s., 4 t., ch. 5, 1 dc., 1 p. in 5 ch., rp. 5 times, 4 t., 1 s., 1 m.
 - 25th R. 1 m., 1 l., 1 m., 4 t., in 1st 3 ch., ch. 5, 1 dc., 1 p. in 5 ch., rp. 4 times, 4 t. in last 3 ch. of 5 ch., 1 m., 1 l., 1 m.
- Reverse from 23rd to 17th R.



No. 27A

No. 278 Dress Trimming

This insertion is made of No. 5 Perle and measures 10 inches in width.

**Medallion**

Ch. * 25.
1st R. 40 dc. in ch. 25, tn.
2nd R. sl. st. to 8th dc., 2 ht., 3 t., 2 ht., 8 t., 2 ht., 8 t., 2 ht., sl. st. to end.
3rd, 4th and 5th R. dc. all way ro., rp. 3 times, join med. by sl. st. on under side, finish center with crochet button.

Button

Ch. 3, join, make 6 R. of dc. ro. and stuff with cotton.

Large Leaf

Ch. 10.
Dc. all ro., 10 ch., ch. 4, 2 dt. in next ch., 2 dt. in next ch., 2 dt. in next ch., 5 t. in next 5 ch., 2 ht., 3 ht. in top st., rp. ro., edge leaf with dc. all ro.

Small Leaf

Ch. 9, 2 R. dc. ro.

Cluster of Leaves

Ch. 12.
2 dc., 1 ht., 3 t., 1 ht., 2 dc., 3 dc. in top ch., rp. ro., finish leaf around with 2 R. dc.

Scroll

Ch. 64.
1 dc. in 17 ch. from needle, make 3 R. dc. in 64 ch. Half Circle.

Ch. 20.

33 dc. under 20 ch., 2 ht., 5 t., 3 ht., 5 t., 3 ht., 5 t., 3 ht., 5 t., 2 ht. edge with 2 R. dc.

Baste Motif on Cloth

See illustration for arrangement of designs foundation ch. length required for edges, make 2 R. dc., 1 dc. in dc., ch. 9, sk. 7 dc., 1 dc., rp. 5 times, join half circle, tn., 8 dc., 1 p., 3 dc., rp. across, tn., ch. 20, 1 dc., 2nd dc. from p., tn. 9 dc. under 20 ch., ch. 20, 1 dc. in 1 p., dc., rp. joining large leaf with 4th, 20 ch., rp. to half circle, tn. 9 dc., 1 p., 2 dc. under top of 20 ch., rp. continue joining ea. ch. to inner edge rp. *

No. 279 Medallion

Used for curtains, dress trimmings, etc.

7 ch., join.

1st R. 16 dc. in 7 ch.

2nd R. 4 ch., 2 dt. in same st., cl., 3 ch., rp. making 8 cl.


3rd R. 7 dc. in 5 ch., rp. ro.

4th R. 7 ch., 1 dc. in center 7 dc., 7 ch., 1 dc. center of cl., rp. 13 times, 3 ch., 1 t. in 1st dc. of 7 ch., 7 ch., 1 dc. in next 7 ch., rp. ro.

5th R. Same as 4th R.

6th R. 7 ch., 1 dc. in center of next 7 ch., * tn., 12 dc. in 7 dc., tn., 3 ch., sk. 1 dc., ch. 1 t. in next dc., rp. making 5 t. and 1 dc. in last dc. forming center, 7 ch., 1 dc. in next 7 ch., rp. 3 times, tn., rp. from *.

7th R. 7 ch., sk. 1 m., 1 dc. in next m., 7 ch., sk. 1 m., 1 dc. in next m., 7 ch., 1 dc. in next 7 ch., rp.
8th and 9th R., rp. from 1st *.

**No. 280 A Simple Luncheon Set**

Use No. 50 Cordonnet.

Ch. 43.

1st R. 1 t. in 4 ch. from needle, 1 t. in ea. 38 ch., 5 t. in last ch., tn., 1 t. in ea. ch. on opp. side, 5 t. in 1st t. of bar, 1 t. in t.


2nd R. Rp., widening at ea. end keeping the mat flat.
3rd R. ch. 2, sk. 1 t., 1 t. in next t., ch. 2, rp. ro. except at ea. end, 3 t. in a R.

4th-7th R. 1 t. in 1 t., rp. ro. This makes 1 sec. of 4 ro. surrounding the center sec. Make as many more sec. as desired.

EDGE: 3 t. in 1 m., rp. ro. for 3 R.

Scallops: 9 t. in center of 3 t., 1 dc. in center of next 3 t., 9 t. in center of next 3 t., rp. ro.

For center sec. small doilies ch. 7, 32 t. in 7 ch. See illus. and proceed as before.




Roman Curtain Design
No. 282 Insertion


1st R. ch. 27, 1 t. in 4 ch., 2 t. in next 2 ch., 3 s., 2 t., ch. 3, tn.
2nd R. 2 t. in 2 t. ch. 1. * 2 t., 1 dt., 1 p., 1 dt. 2 t. in 5 ch., ch. 1. rp. from * twice, 2 t. in 3 t., ch. 3, tn.
3rd R. 2 t. in 2 t., 3 s., 3 t. in 3 t., ch. 3, tn., rp.

No. 283 Edging

14 ch.
1st R. 1 t. in 4th ch. from needle, 1 t. in next ch., ch. 3, 1 dc. in 3rd ch., 7 ch., sk. 5 ch., 1 dc. in next ch., * ch. 5, 2 t., 1 dt., 1 p., 1 dt., 2 t. in 7 ch., ch. 3, 2 t., ch. 3, tn.
2nd R. 1 t. in t., ch. 3, 1 dc. in 3 ch., ch. 7, 1 dc. in last t., make 8 dc. on 5 ch. of foundation, tn., make 1 dc., 2 t., 1 dt., 1 p., 1 dt., 2 t., 1 dt. on 8 dc., ch. 5, rp. *




Roman Curtain No. 281.



No. 283.

No. 284 Medallion

Ch. 7, join.
1st R. ch. 3, 14 t. in 7 ch.
2nd R. 1 dc. in 1st t., 2 dc. in next, 1 dc. in next, rp. ro.
3rd R. ch. 5; sk. 2 dc., ch. 5, sk. 2 dc., rp. 6 times, ch. 2, 1 t. in 1st st., ch. 5, 1 dc. in 1st 5 ch., rp. ro.
4th R. ch. 7, 1 dc. in 1st 5 ch., rp. ro.
5th R. ch. 3, 6 t. in 7 ch., ch. 3, 6 t. in next 7 ch.
6th R. ch. 5, 1 dc. in center of 6 t., ch. 5, 1 dc. in ch. 3, rp. ro.
7th R. 7 ch., in 5 ch., rp.
8th R. 12 dc. in 7 ch.



No. 284.

No. 281 Roman Curtain

This beautiful curtain is made of white marquisette and No. 30 Cordonnet and linen medallion of Roman cutwork.

77 ch.

3 ch. at end of ea. R. and tn.

1st R. 35 m.

2nd R. 5 m., 16 t., 5 m., 16 t., 7 m., 19 t., 2 m.

3rd R. 2 m., 22 t., 6 m., 19 t., 4 m., 19 t., 4 m.

4th R. 4 m., 7 t., 1 m., 7 t., 4 m., 19 t., 7 m., 10 t., 1 m., 7 t., 3 m.

5th R. 7 m., 10 t., 9 m., 13 t., 6 m., 10 t., 3 m.

6th R. 2 m., 13 t., 5 m., 13 t., 9 m., 13 t., 7 m.

7th R. 8 m., 13 t., 9 m., 13 t., 5 m., 10 t., 2 m.

8th R. 1 m., 13 t., 5 m., 13 t., 8 m., 16 t., 8 m.

9th R. 3 m., 7 t., 4 m., 16 t., 7 m., 4 t., 7 m., 16 t., 1 m.

10th R. 2 m., 19 t., 1 m., 13 t., 8 m., 16 t., 3 m., 13 t., 2 m.

11th R. 1 m., 16 t., 4 m., 16 t., 6 m., 13 t., 1 m., 19 t., 3 m.

12th R. 3 m., 22 t., 2 m., 10 t., 1 m., 10 t., 1 m., 19 t., 3 m., 7 t., 1 m., 7 t., 1 m.

13th R. 1 m., 7 t., 6 m., 22 t., 1 m., 7 t., 1 m., 7 t., 1 m., 4 t., 1 m., 19 t., 4 m.

14th R. 4 m., 19 t., 1 m., 4 t., 1 m., 10 t., 1 m., 4 t., 1 m., 10 t., 1 m., 4 t., 3 m., 7 t., 1 m.

15th R. 1 m., 7 t., 1 m., 7 t., 1 m., 4 t., 1 m., 10 t., 1 m., 10 t., 1 m., 4 t., 1 m., 7 t., 1 m., 7 t., 1 m., 16 t., 1 m., 4 t., 3 m.

16th R. 2 m., 7 t., 1 m., 19 t., 1 m., 7 t., 1 m., 7 t., 1 m., 7 t., 1 m., 4 t., 1 m., 13 t., 1 m., 7 t., 1 m., 13 t., 1 m.

17th R. 1 m., 10 t., 1 m., 13 t., 1 m., 25 t., 1 m., 7 t., 1 m., 4 t., 1 m., 19 t., 1 m., 7 t., 2 m.

18th R. 2 m., 34 t., 1 m., 7 t., 1 m., 22 t., 1 m., 7 t., 1 m., 7 t., 1 m., 7 t., 2 m.

19th R. 5 m., 7 t., 1 m., 13 t., 1 m., 19 t., 1 m., 7 t., 1 m., 31 t., 2 m.

20th R. 3 m., 28 t., 1 m., 7 t., 1 m., 13 t., 1 m., 4 t., 1 m., 7 t., 1 m., 7 t., 1 m., 4 t., 5 m.

21st R. 4 m., 7 t., 1 m., 10 t., 1 m., 7 t., 1 m., 4 t., 1 m., 13 t., 1 m., 7 t., 1 m., 22 t., 4 m.

22nd R. 11 m., 7 t., 3 m., 10 t., 1 m., 7 t., 1 m., 7 t., 1 m., 10 t., 1 m., 4 t., 4 m.

23rd R. 4 m., 4 t., 1 m., 10 t., 1 m., 4 t., 1 m., 7 t., 1 m., 10 t., 5 m., 7 t., 10 m.

24th R. 9 m., 7 t., 8 m., 13 t., 1 m., 4 t., 1 m., 16 t., 4 m.

25th R. 5 m., 13 t., 1 m., 4 t., 1 m., 10 t., 10 m., 7 t., 8 m.

26th R. 1 m., 7 t., 5 m., 4 t., 9 m., 4 t., 1 m., 7 t., 1 m., 4 t., 1 m., 7 t., 1 m., 8 t., 5 m.

27th R. 5 m., 7 t., 1 m., 10 t., 1 m., 19 t., 8 m., 7 t., 3 m., 7 t., 2 m.

28th R. 2 m., 7 t., 3 m., 4 t., 11 m., 10 t., 1 m., 10 t., 1 m., 10 t., 5 m.

29th R. 6 m., 10 t., 1 m., 10 t., 1 m., 13 t., 4 m., 13 t., 1 m., 4 t., 2 m., 10 t., 2 m.

30th R. 2 m., 10 t., 2 m., 4 t., 1 m., 4 t., 2 m., 7 t., 2 m., 25 t., 1 m., 13 t., 6 m.


31st R. 7 m., 22 t., 2 m., 10 t., 2 m., 4 t., 4 m., 7 t., 2 m., 7 t., 3 m.

32nd R. 10 t., 1 m., 7 t., 2 m., 7 t., 2 m., 28 t., 1 m., 4 t., 8 m.

33rd R. 9 m., 22 t., 6 m., 13 t., 9 m.

34th R. 8 m., 10 t., 1 m., 10 t., 20 m.

35th R. 35 m.



No. 285 Night Gown Yoke

Made of No. 20 Mercerized Cordonnet.

Ch. 176.

1st R. * 1 t. in 4th ch. from needle, 9 t., ch. 10, sk.

10 ch., 10 t. in next 10 ch., rp. ch. 3, tn.

2nd R. 1 t. in next t., 1 m., 2 t., 1 m., 2 t., ch. 11, 2 t., 1 m., 2 t., 1 m., 2 t., rp. ch. 3, tn.


3rd R. 4 t., 1 m., 4 t., ch. 11, 4 t., 1 m., 4 t., rp., ch. 3, tn.

4th R. 10 t., ch. 5, 1 dc. under 3 R. of 11 ch., ch. 5, 10 t. in next square, rp. ch. 3, tn.


5th R. 10 ch., 1 t., 10 ch., 1 t., rp. from * 3 times. Then rp. 4 squares on right side from * 10 times, rp. same on opp. side, then across 4 times from *.

Inside Edge:

* 1 dc., 5 t., ch. 2, 5 t., in bar of 1st t., 1 dc. in top of next t., rp. from *.



No. 286.



No. 286 Edging

Ch. 23.

1st R. 1 t. in 6th ch. from needle, *, 3 t., 2 ch., 3 t. in same ch., ch. 2, sk. 3 ch., 1 dc. in next ch., ch. 3, sk. 2 ch., 1 sh. in next ch., 3 m., ch. 3, tn.

2nd R. 1 m., 6 t., 1 m., 1 sh. in sh., ch. 2, 1 dc. in dc., ch. 2, 1 sh., ch. 5, tn.

3rd R. 1 sh., ch. 5, 1 sh., 2 m., 6 t. in 6 t., 1 m., ch. 3, tn.

4th R. 3 m., 6 t. in 2 m., 1 m., 3 sh., ch. 2, 1 dc. in center of 5 ch., 1 sh., ch. 5, tn.

5th R. 1 sh., ch. 2, 1 dc. in 2 dc., ch. 2, 1 sh., 2 m., 6 t. in 6 t., 3 m. in 3 m., ch. 3, tn.

6th R. 1 m., 6 t. in 2 m., 2 m., 6 t. in 2 m., 1 m., 1 sh., ch. 5, 1 sh., ch. 5, tn.

7th R. 1 sh., ch. 2, 1 dc. in 5 ch., 2 ch., 1 sh., 2 m., 6 t. in 6 t., 2 m., 6 t. in 6 t., 1 m., ch. 3, tn.

8th R. 3 m., 6 t. in 6 t., 2 m., 6 t. in 6 t., 1 m., 1 sh., ch. 2, 1 dc. in dc., ch. 2, 1 sh., ch. 5, tn.

9th R. 1 sh., ch. 5, 1 sh., 2 m., 6 t., 2 m., 6 t., 3 m., ch. 3, tn.

10th R. 1 m., 6 t. in 2 m., 2 m., 6 t., 2 m., 6 t., 1 m., 1 sh., ch. 2, 1 dc. in 5 ch., 1 sh., ch. 5, tn.

11th R. 2 m., 6 t., 2 m., 6 t., 2 m., 6 t., 1 m., ch. 3, tn.

12th R. 14 m., rp. from *.

No. 287 Macramé Crochet Cushion

This beautiful and extremely effective cushion is made of heavy ecru linen and mercerized macramé cord. Size, 21x30 in.

● open work foundation.

1st R. 8 ch., 1 t. in 1st ch., 8 ch., 1 t. in 1 t., 1 m., 2 ch., 1 tt. in lower st. of preceding t., 8 ch., 1 t. in 1 t., 3 m., 2 ch., 1 tt., rp. 5 R. of m., adding 1 m. to ea. side of ea. R. until there are 15 m., rp. 14 times, rp. 5 times adding 1 m. to ea. side of ea. R. until there are 25 m., rp. 14 times; sl. st. to the 1st t., 6 ch., 1 t. in next t. making 22 m., rp. 4 times reducing 1 m. on ea. side of ea. R. until there are 15 m., rp. 14 times; sl. st. t., ch. 3, 1 t. in t., making 13 m., rp. 7 times reducing 1 m. on ea. end of ea. R. until there is only 1 m.

Edging with dc. all way ro.

Center of flower:

* 7 ch., join 1 dc. in p., rp. 9 times in 7 ch., 3 ch., 1 dc. bet. ea. p. ro. 1 dc. in 3 ch., 1 p. ro. 1 dc. in dc., 5 ch., p., 1 dc., 5 ch., p., rp. ro. for center petal * 17 ch., 1 ht. in 4th ch., 1 t. in next ch., 10 dt. in next 10 ch., 1 ch., join to center, 5 ch., sk. 2 dt., 1 dc. bet. next 2 t., 5 ch., rp. 9 times to opp. side, 5 ch., tn. 1 dc. in ea. 5 ch., rp. ro.


Make 7 petals joining ea. to center.

Leaf: 18 ch., 1 dc. in 12th ch. from needle, sl. st. down to 1st ch., 1 dc. in 1st ch., 1 ht. in next ch., 8 t. in next 8 ch., 3 t. ea. in next 3 ch., 8 t., 1 ht., 1 dc.

Stem: 2 ch., 1 ch. in 1st ch., ch. 1, ch. 1 in previous st., ch. 1, rp.

Small flower at end of stem: rp. 1st *.

Arrange design as per illus.



Nos. 288-289-290-291.

No. 288 Rose Scarf

This beautiful scarf is made of Macrame crochet, worked with Ecu Perle No. 3, also embroidered with same color of thread. 2 threads of No. 3 Ecu Perle are required for foundation.

Ch. 48.

1st R. 1 t. in 8th ch. from needle, sk. 3 st., 1 t. in next t. rp. until you have 10 m.

2nd R. 10 m.

3rd R. * 15 ch., 1 t. in 12th ch. from needle, 3 ch., 1 t. in t., 10 m., 3 ch., 1 tt. in last st. of 2nd R., 3 ch., 1 tt. in center of preceding tt.

4th R. 7 ch., 1 t. in t., 13 m.

5th-12th R. incl. *, rp. from 1st * adding 2 extra m. at ea. end.

13th R. On right side make 14 m. adding 2 more on outer edge as in previous R.

14th R. 14 m.

15th R. 16 m., 7 ch., 1 t. in t., 11 m.

16th R. 12 m.

17th R. 7 ch., 1 t. in t., 9 m.

18th R. 10 m.

19th R. 7 ch., 1 t. in t., 7 m.

20th R. 8 m.

21st R. 7 ch., 1 t. in t., 5 m.

22nd R. 6 m.

No. 289 Leaf

Ch. 20. Sl. st. to 13th ch. from needle. St. st. to 1st ch., 1 ht. in next ch., 10 t. in next 10 ch., 3 t. in ea. next 3 ch. at top 10 t., 1 ht

Stem

2 ch., ch. back in 2nd ch., 2 ch. more, ch. back in 2nd ch., rp.

No. 290 Fringe

12 threads 12 in. long, 4 dc. 4 in. from end, 1 p., 6 dc., 1 p., 4 dc., 1 p., 2 dc., 1 p., 2 dc., 1 p., 4 dc., 1 p., 4 dc., catch in opp. 8 st. from beginning, 2 ch., 1 p., 4 ch. catch in opp. last st.

No. 291 Rose

7 ch., join.

1st R. 10 dc.

2nd R. 5 ch., 1 t. in 1 dc., 2 ch., 1 t. in next dc., rp.

3rd R. 7 ch., sk. 1, 1 dc., rp.

4th R. 1 dc., 7 t., 1 dc. in 7 ch.

5th R. 9 ch., 1 dc. in dc. bet. ea. leaf, rp.

6th R. 1 dc., 9 t., 1 dc. in 9 ch., rp.

7th R. 11 ch., 1 dc. in dc., rp.

8th R. 1 dc., 11 t., 1 dc. in 11 ch., rp.

9th R. 11 ch., 1 dc. in dc., rp.

10th R. 1 dc., 3 t., 4 dt., 3 t., 1 dc. in ch. 11, rp.


11th R. 5 ch., sk. 2, 1 dc., rp.

Smaller rose is made the same, leaving off last leaf and making edge as in 10th and 11th R.


No. 292 Medallion

Ch. 8, join.

1st R. 1 dc., 7 ch. under 8 ch., rp. having 4 lp., ch. 7, 3 dc. in 1st 3 dc., rp. ro., 7 ch., 3 dc., sk. 1 dc. and make 5 dc. making 8 in 3rd R. make 6 R., 14 dc. on the 6th R. 7 ch., 1 dc. in hole, 7 ch., sk. 2 dc. and fill in with 1 dc., rp. 2 dc. in hole, making 2 holes, sk. 2 dc. and fill in with 1 dc. make 4 holes, sk. 2 dc. in beginning, 1 dc. at end having 8 dc. in all, rp. ro. having 7 holes, 2 dc. all ro. ☺



No. 292.



No. 294.

No. 293 Centerpiece, 27-inch

Made of heavy, dark cream linen—roses in relief embroidery, use No. 5 Perle for roses and edge. Edge.

8 ch. join.

1st R. 1 ht., 4 t., 4 ch., 4 t., 1 ht. in 8 ch.

2nd R. 7 ch., 5 t., 4 ch., 5 t. in 4 ch., 7 ch., sl. st. to 1st ht.

3rd R. 2 ch., 6 t. in 7 ch., 4 ch., 5 t., 4 ch., 5 t. in center 4 ch., 4 ch., 6 t., 1 ht. in 7 ch.

4th R. 5 ch., 1 t. in 4th t., 4 ch., 5 t. in 4 ch., 4 ch., 5 t., 4 ch., 5 t. in center 4 ch., 4 ch., 5 t. in 4 ch., 4 ch., 1 t. in 4th t., 5 ch., 1 ht. in ht.

5th R. 2 ch., 5 t. in 7 ch., 4 ch., *, 5 t. in 4 ch., 4 ch., 5 t. in 4 ch., 4 ch., 5 t., 4 ch., 5 t. in 4 ch., 4 ch., 5 t. in 4 ch., 4 ch., 5 t. in 4 ch., 4 ch., 6 t., 1 ht., 7 ch.

6th R. 7 ch., 4 t. in 4 ch., rp. from *.

7th R. 2 ch., 6 t. in 7 ch., 4 ch., sl. st. in center 5 t., 7 ch., sl. st. in same st., rp. twice, 4 ch., sl. st. in center of 4 ch., 4 ch., sl. st. in center of 5 t., 7 ch., sl. st. in same st., rp. twice, 4 ch., sl. st. in

center of 4 ch., 4 ch., sl. st. in center of 5 t., 7 ch., sl. st. in same st., rp. twice, 4 ch., sl. st. in center 4 ch., 7 ch., sl. st. in same st., rp. twice.

No. 294 Duck Scarf

Use No. 50 Cordonnet.

3 ch. at end of ea. R. and tr.

55 ch.

1st R. 1 t. in 8 ch., 15 m.

Rp. 4 times.

6th R. 7 m., 4 t., 8 m.

7th R. 8 m., 7 t., 6 m.

8th R. 5 m., 13 t., 7 m.

9th R. 7 m., 4 t., 1 m., 10 t., 4 m.

10th R. 2 m., 13 t., 1 m., 7 t., 7 m.

11th R. 7 m., 7 t., 1 m., 7 t., 1 m., 4 t., 2 m.

12th R. 4 m., 7 t., 1 m., 7 t., 7 m.

13th R. 3 m., 10 t., 2 m., 19 t., 2 m.

14th R. 2 m., 4 t., 1 m., 13 t., 1 m., 10 t., 1 m., 4 t., 2 m.


15th R. 3 m., 7 t., 1 m., 19 t., 4 m.

16th R. 5 m., 13 t., 2 m., 4 t., 4 m.

17th R. 4 m., 4 t., 3 m., 7 t., 6 m.

18th R. 16 m.

Rp.



No. 293.



No. 295 Medallion

5 ch., join.


1st R. 8 dc. in 5 ch.

2nd R. 16 dc.

3rd R. 5 ch., 2 t., 2 ch., 2 t., rp.

4th R. 5 ch., 1 dc. in 2 ch., 5 ch., 1 dc., rp.

5th R. 1 ht., 4 t., 5 ch., 4 t., 1 ht. in 5 ch., 1 dc. in dc., rp.



No. 296 Dragon Towel

Use No. 50 Cordonnet.

Ch. 3 at beginning and end of ea. R.

Ch. 92.

1st R. 1 t. in 4th ch. from needle, 87 t. in next 87 ch.

2nd R. 29 m.

3rd R. 88 t.

4th R. 4 t., 1 m., 4 t., rp.

5th R. 88 t.

6th R. 29 m.

7th R. 88 t.

8th to 12th incl. 29 m.

13th R. 13 m., 22 t., 9 m.

14th R. 14 m., 10 t., 12 m.

15th R. 11 m., 4 t., 1 m., 22 t., 9 m.

16th R. 14 m., 10 t., 12 m.

17th R. 13 m., 19 t., 1 m., 4 t., 2 m., 4 t., 5 m.

18th R. 5 m., 16 t., 4 m., 4 t., 14 m.

19th R. 14 m., 19 t., 3 m., 4 t., 2 m., 4 t., 2 m.

20th R. 2 m., 7 t., 4 m., 25 t., 5 m., 4 t., 7 m.

21st R. 6 m., 64 t., 2 m.

22nd R. 2 m., 4 t., 1 m., 4 t., 1 m., 4 t., 1 m., 46 t., 6 m.

23rd R. 6 m., 4 t., 1 m., 58 t., 2 m.

24th R. 2 m., 7 t., 4 m., 25 t., 4 m., 10 t., 6 m.

25th R. 7 m., 7 t., 5 m., 19 t., 3 m., 4 t., 2 m., 4 t., 2 m.

26th R. 5 m., 16 t., 4 m., 4 t., 4 m., 7 t., 8 m.

27th R. 13 m., 19 t., 1 m., 4 t., 2 m., 4 t., 5 m.

28th R. 14 m., 10 t., 12 m.

29th R. 11 m., 4 t., 1 m., 22 t., 9 m.

30th R. 14 m., 10 t., 12 m.

31st R. 13 m., 22 t., 9 m.

32nd R. to 36th R. incl. 28 m.

37th R. 21 m., 10 t., 5 m.

38th R. 4 m., 7 t., 2 m., 4 t., 20 m.

39th R. 20 m., 4 t., 3 m., 7 t., 3 m.

40th R. 3 m., 4 t., 3 m., 4 t., 8 m., 4 t., 12 m.

41st R. 11 m., 4 t., 12 m., 7 t., 3 m.

42nd R. 4 m., 7 t., 12 m., 4 t., 10 m.

43rd R. 10 m., 4 t., 3 m., 4 t., 1 m., 13 t., 2 m., 13 t., 5 m.

44th R. 7 m., 22 t., 1 m., 4 t., 2 m., 4 t., 10 m.

45th R. 11 m., 7 t., 1 m., 4 t., 4 m., 13 t., 6 m.

46th R. 5 m., 10 t., 6 m., 7 t., 13 m.

47th R. 12 m., 7 t., 3 m., 10 t., 3 m., 7 t., 4 m.

48th R. 3 m., 7 t., 3 m., 4 t., 3 m., 4 t., 2 m., 7 t., 12 m.

49th R. 12 m., 7 t., 2 m., 4 t., 1 m., 4 t., 2 m., 4 t., 2 m., 7 t., 3 m.

50th R. 3 m., 7 t., 2 m., 4 t., 1 m., 4 t., 2 m., 4 t., 2 m., 7 t., 12 m.

51st R. 12 m., 7 t., 3 m., 7 t., 2 m., 4 t., 2 m., 7 t., 3 m.

52nd R. 3 m., 7 t., 2 m., 4 t., 7 m., 4 t., 13 m.

53rd R. 6 m., 7 t., 5 m., 7 t., 5 m., 4 t., 3 m., 7 t., 3 m.

54th R. 2 m., 13 t., 3 m., 4 t., 3 m., 7 t., 2 m., 7 t., 2 m., 7 t., 6 m.

55th R. 5 m., 10 t., 2 m., 7 t., 3 m., 13 t., 4 m., 13 t., 2 m.

56th R. 2 m., 13 t., 10 m., 10 t., 2 m., 10 t., 5 m.

57th R. 5 m., 10 t., 1 m., 13 t., 9 m., 13 t., 3 m.

58th R. 3 m., 16 t., 8 m., 13 t., 1 m., 10 t., 5 m.

59th R. 4 m., 13 t., 1 m., 13 t., 6 m., 19 t., 4 m.

60th R. 5 m., 22 t., 4 m., 16 t., 1 m., 13 t., 4 m.

61st R. 4 m., 13 t., 8 m., 31 t., 3 m.

62nd R. 2 m., 10 t., 2 m., 22 t., 3 m., 28 t., 3 m.

63rd R. 3 m., 31 t., 1 m., 22 t., 2 m., 7 t., 1 m., 7 t., 2 m.

64th R. 2 m., 4 t., 1 m., 13 t., 1 m., 19 t., 1 m., 31 t., 3 m.

65th R. 3 m., 34 t., 1 m., 16 t., 1 m., 4 t., 4 m., 4 t., 2 m.

66th R. 2 m., 7 t., 3 m., 4 t., 1 m., 16 t., 1 m., 34 t., 3 m.

67th R. 4 m., 34 t., 1 m., 13 t., 1 m., 7 t., 1 m., 7 t., 3 m.

68th R. 4 m., 10 t., 2 m., 13 t., 1 m., 34 t., 4 m.

69th R. 5 m., 31 t., 1 m., 13 t., 2 m., 4 t., 1 m., 4 t., 4 m.

70th R. 5 m., 4 t., 3 m., 10 t., 1 m., 19 t., 2 m., 7 t., 6 m.

71st R. 6 m., 7 t., 3 m., 16 t., 1 m., 13 t., 1 m., 4 t., 6 m.

72nd R. 6 m., 4 t., 1 m., 13 t., 1 m., 13 t., 12 m.

73rd R. 9 m., 7 t., 2 m., 25 t., 1 m., 4 t., 6 m.

74th R. 3 m., 4 t., 1 m., 4 t., 2 m., 28 t., 2 m., 7 t., 8 m.

75th R. 7 m., 43 t., 3 m., 4 t., 4 m.

76th R. 8 m., 46 t., 6 m.

77th R. 5 m., 49 t., 8 m.

78th R. 7 m., 55 t., 4 m.

79th R. 4 m., 19 t., 1 m., 34 t., 7 m.

80th R. 6 m., 34 t., 2 m., 19 t., 4 m.

81st R. 4 m., 7 t., 1 m., 7 t., 1 m., 4 t., 2 m., 31 t., 6 m.

82nd R. 5 m., 10 t., 2 m., 19 t., 2 m., 4 t., 1 m., 16 t., 4 m.

83rd R. 5 m., 13 t., 6 m., 13 t., 3 m., 10 t., 4 m.

84th R. 2 m., 4 t., 1 m., 7 t., 5 m., 13 t., 5 m., 10 t., 6 m.

85th R. 7 m., 4 t., 5 m., 7 t., 3 m., 4 t., 2 m., 4 t., 2 m., 7 t., 3 m.

86th R. 2 m., 10 t., 3 m., 7 t., 4 m., 10 t., 12 m.

87th R. 12 m., 7 t., 5 m., 7 t., 5 m., 4 t., 2 m.

88th R. 11 m., 4 t., 2 m., 4 t., 3 m., 10 t., 12 m.

89th R. 11 m., 4 t., 2 m., 7 t., 6 m., 4 t., 6 m.

90th R. 2 m., 4 t., 3 m., 4 t., 2 m., 4 t., 1 m., 4 t., 5 m., 7 t., 10 m.

91st R. 4 m., 7 t., 6 m., 7 t., 2 m., 16 t., 2 m., 4 t., 1 m., 7 t., 2 m.

92nd R. 2 m., 58 t., 1 m., 13 t., 3 m.

93rd R. 4 m., 7 t., 6 m., 7 t., 2 m., 16 t., 2 m., 4 t., 1 m., 2 t., 2 m.



No. 297 Pillow

Nos. 297-298.

Made of cream linen, embroidered with white No. 30 Cordonnet.

186 ch.

1st R. 1 t. in 8th ch. from needle, 58 m.

2nd R. 1 m., 4 t., 1 m., 4 t., repeat across.

3rd R. 59 m.

4th R. 1 m., 4 t., 16 m., 13 t., 1 m., 7 t., 8 m., 22 t., 1 m., 7 t., 14 m., 4 t., 1 m.

5th R. 14 m., 13 t., 1 m., 37 t., 1 m., 7 t., 1 m., 16 t., 1 m., 31 t., 8 m.

6th R. 1 m., 4 t., 4 m., 7 t., 12 m., 10 t., 1 m., 49 t., 1 m., 10 t., 1 m., 22 t., 5 m., 4 t., 1 m.

7th R. 5 m., 7 t., 9 m., 10 t., 1 m., 19 t., 1 m., 28 t., 5 m., 7 t., 1 m., 16 t., 4 m., 4 t., 5 m.

8th R. 1 m., 4 t., 2 m., 4 t., 6 m., 25 t., 2 m., 34 t., 1 m., 19 t., 1 m., 10 t., 11 m., 4 t., 2 m., 4 t., 1 m.

9th R. 3 m., 4 t., 13 m., 7 t., 1 m., 16 t., 1 m., 40 t., 1 m., 4 t., 1 m., 13 t., 8 m., 4 t., 4 m.

10th R. 1 m., 4 t., 1 m., 4 t., 3 m., 7 t., 5 m., 4 t., 2 m., 4 t., 1 m., 43 t., 1 m., 13 t., 1 m., 10 t., 13 m., 4 t., 1 m., 4 t., 1 m.

11th R. 3 m., 4 t., 13 m., 10 t., 1 m., 10 t., 1 m., 58 t., 5 m., 7 t., 1 m., 4 t., 2 m., 4 t., 3 m.

12th R. 1 m., 4 t., 1 m., 4 t., 2 m., 4 t., 3 m., 4 t., 4 m., 58 t., 1 m., 19 t., 14 m., 4 t., 1 m., 4 t., 1 m.

13th R. 3 m., 4 t., 14 m., 7 t., 1 m., 7 t., 1 m., 58 t., 5 m., 4 t., 2 m., 4 t., 3 m., 4 t., 3 m.

14th R. 1 m., 4 t., 2 m., 4 t., 4 m., 4 t., 7 m., 55 t., 1 m., 16 t., 12 m., 4 t., 1 m., 4 t., 1 m., 4 t., 1 m.

15th R. 3 m., 4 t., 2 m., 4 t., 11 m., 16 t., 1 m., 52 t., 9 m., 13 t., 5 m.

16th R. 1 m., 4 t., 16 m., 52 t., 1 m., 16 t., 11 m., 4 t., 1 m., 4 t., 2 m., 4 t., 1 m.

17th R. 5 m., 4 t., 3 m., 4 t., 8 m., 13 t., 1 m., 52 t., 19 m.

18th R. 1 m., 4 t., 3 m., 4 t., 6 m., 4 t., 7 m., 25 t., 3 m., 16 t., 1 m., 16 t., 7 m., 7 t., 6 m., 4 t., 1 m.

19th R. 8 m., 10 t., 6 m., 13 t., 1 m., 16 t., 1 m., 10 t., 1 m., 19 t., 8 m., 4 t., 6 m., 4 t., 5 m.

20th R. 1 m., 4 t., 3 m., 4 t., 6 m., 4 t., 8 m., 19 t., 1 m., 10 t., 2 m., 13 t., 1 m., 13 t., 4 m., 13 t., 1 m., 7 t., 4 m., 4 t., 1 m.

21st R. 6 m., 25 t., 2 m., 16 t., 1 m., 31 t., 1 m., 16 t., 5 m., 4 t., 1 m., 10 t., 1 m., 4 t., 3 m., 4 t., 5 m.

22nd R. 1 m., 4 t., 2 m., 4 t., 1 m., 4 t., 2 m., 10 t., 1 m., 10 t., 6 m., 10 t., 1 m., 37 t., 1 m., 13 t., 2 m., 22 t., 5 m., 4 t., 1 m.

23rd R. 9 m., 16 t., 2 m., 25 t., 4 m., 19 t., 1 m., 4 t., 10 m., 4 t., 5 m., 4 t., 1 m., 4 t., 4 m.

24th R. 1 m., 4 t., 1 m., 4 t., 1 m., 4 t., 1 m., 4 t., 4 m., 4 t., 11 m., 19 t., 1 m., 25 t., 1 m., 10 t., 1 m., 10 t., 10 m., 4 t., 1 m.

25th R. 13 m., 7 t., 1 m., 37 t., 1 m., 13 t., 11 m., 4 t., 1 m., 4 t., 1 m., 4 t., 4 m., 4 t., 5 m.

26th R. 1 m., 4 t., 3 m., 4 t., 4 m., 7 t., 1 m., 7 t., 11 m., 13 t., 1 m., 37 t., 1 m., 7 t., 11 m., 4 t., 1 m.

27th R. 13 m., 7 t., 2 m., 10 t., 4 m., 10 t., 1 m., 7 t., 15 m., 4 t., 5 m., 4 t., 1 m., 4 t., 4 m.

28th R. 1 m., 4 t., 2 m., 4 t., 1 m., 4 t., 5 m., 4 t., 16 m., 16 t., 1 m., 13 t., 1 m., 7 t., 2 m., 10 t., 10 m., 4 t., 1 m.

29th R. 5 m., 4 t., 6 m., 7 t., 2 m., 22 t., 1 m., 13 t., 16 m., 10 t., 5 m., 4 t., 5 m.

30th R. 1 m., 4 t., 3 m., 4 t., 5 m., 10 t., 17 m., 7 t., 1 m., 28 t., 2 m., 7 t., 6 m., 4 t., 3 m., 4 t., 1 m.

31st R. 5 m., 4 t., 6 m., 7 t., 2 m., 37 t., 11 m., 10 t., 6 m., 4 t., 6 m., 4 t., 5 m.

32nd R. 1 m., 4 t., 2 m., 4 t., 1 m., 4 t., 11 m., 16 t., 12 m., 22 t., 2 m., 7 t., 2 m., 13 t., 1 m., 4 t., 3 m., 4 t., 1 m.

33rd R. 4 m., 25 t., 1 m., 7 t., 1 m., 28 t., 4 m., 16 t., 3 m., 10 t., 12 m., 4 t., 1 m., 4 t., 4 m.

34th R. 1 m., 4 t., 3 m., 4 t., 14 m., 4 t., 3 m., 22 t., 3 m., 10 t., 1 m., 19 t., 2 m., 31 t., 1 m., 4 t., 1 m.

35th R. 3 m., 10 t., 2 m., 10 t., 1 m., 4 t., 1 m., 34 t., 1 m., 7 t., 1 m., 22 t., 2 m., 4 t., 14 m., 4 t., 5 m.

36th R. 1 m., 4 t., 3 m., 4 t., 14 m., 4 t., 1 m., 13 t., 2 m., 4 t., 1 m., 13 t., 1 m., 40 t., 1 m., 4 t., 2 m., 13 t., 1 m., 4 t., 1 m.


37th R. 4 m., 4 t., 1 m., 4 t., 3 m., 10 t., 1 m., 19 t., 1 m., 28 t., 5 m., 13 t., 14 m., 4 t., 5 m.

38th R. 1 m., 4 t., 2 m., 4 t., 1 m., 4 t., 12 m., 10 t., 6 m., 25 t., 1 m., 4 t., 1 m., 31 t., 3 m., 4 t., 3 m., 4 t., 1 m.

39th R. 5 m., 4 t., 4 m., 31 t., 1 m., 25 t., 1 m., 4 t., 6 m., 10 t., 12 m., 4 t., 1 m., 4 t., 4 m.

40th R. 1 m., 4 t., 1 m., 4 t., 1 m., 4 t., 1 m., 4 t., 11 m., 10 t., 6 m., 64 t., 4 m., 4 t., 3 m., 4 t., 1 m.

41st R. 5 m., 4 t., 5 m., 16 t., 8 m., 13 t., 1 m., 4 t., 8 m., 4 t., 12 m., 4 t., 1 m., 4 t., 1 m., 4 t., 3 m.



No. 299-2100-2101.

No. 299 Crochet Doily Set

No. 30 Cordonnet.

Ch. 8, join.

1st R. ch. 3, 31 t. under ea. 8 ch.

2nd R. ch. 3, 1 t. in t., ch. 3, sk. 2 t., 2 t. in next t., rp. ro.

3rd R. ch. 3, 1 t. in 3 ch., ch. 3, 2 t. in next 3 ch., rp. ro.

4th-6th R. incl. ch. 3, 1 t., ch. 3, 2 t. in 3 ch., ch. 3, 2 t., ch. 3, 2 t. in next 3 ch., rp. ro.

7th & 8th R. ch. 3, 2 t., ch. 3, 3 t. in 3 ch., ch. 3, 3 t., ch. 2, 3 t. in next 3 ch., rp. ro.

9th-14th R. incl. ch. 3, 2 t., ch. 3, 2 t. in 3 ch., ch. 3, 2 t., ch. 2, 2 t. in next 3 ch., rp. ro.

15th R. ch. 3, 1 t., ch. 3, 2 t. in 3 ch., ch. 3, 8 dt. in next 3 ch., ch. 3, (2 t., ch. 2, 2 t. shell, sh.) in next 3 ch.

16th & 17th R. 1 sh., ch. 3, 1 dc. in 1st dt., ch. 7, 1 dc. in 8 dt., rp. 7 times, ch. 3, 1 sh., rp. ro.

18th R. 2 sh. in 3 ch., ch. 3, 1 dc. in 7 ch., ch. 7, 1 dc. in 7 ch., rp. 4 times, ch. 3, 2 sh.

19th R. 1 sh., ch. 3, 1 sh., ch. 3, 1 dc. in 7 ch., ch. 5, 1 dc. in 7 ch., rp. 2 times, ch. 3, 1 sh., rp. ro.

20th R. 1 sh., ch. 3, 1 t. in next 3 ch., ch. 3, 1 sh. in next 3 ch., ch. 3, 1 dc. in 5 ch., ch. 5, 1 dc. in next 5 ch., ch. 5, 1 dc. in next 5 ch.

21st R. 1 sh., ch. 3, 1 t. in 3 ch., ch. 3, 1 t. in next 3 ch., 1 m., ch. 3, 1 dc. in 5 ch., ch. 5, 1 dc. in next 5 ch., ch. 5, 1 dc. in next 5 ch., ch. 3, 1 sh., rp. ro.

22nd R. 1 sh., 3 m., 1 sh., ch. 3, 1 dc. in 5 ch., 5 ch., 1 dc. in 5 ch., ch. 3, 1 sh., rp. ro.

23rd R. 1 sh., 5 m., 1 sh., ch. 3, 6 dt. in 5 ch., ch. 3, 1 sh., rp. ro.

24th R. 1 sh., 6 m., 1 sh., 1 dt. in 3rd ch., 6 dt. in 6 dt., 1 dt. in next ch., 1 sh., rp. ro.

25th R. 1 sh., 5 m., 1 sh., 3 m., 1 sh., 1 m., 1 sh., 1 m., 1 sh., rp. ro.

26th-29th R. incl. 1 sh., 2 m., 1 sh., 2 m., 1 sh., 1 m., 1 sh., 1 m., 1 sh., rp. ro.

30th R. ch. 4, 7 dt. in 3 ch., ch. 3, 1 t. in t., ch. 3, 8 dt., in 3 ch., rp. ro.

31st R. ch. 7 in 1st dt., ch. 7 in next, rp. 6 times, ch. 4, 1 dc. in next dt., ch. 7, 1 dc. in same dt., rp. ro.

No. 2100 Plate Doily

Rp. 1st-4th R. incl. of large doily, sk. to 15th R.

Rp. 15th-27th R. incl., sk. to 30th.

Rp. 30th & 31st R.

No. 2101 Tumbler Doily

Rp. 1st-4th R. incl., sk. to 15th R.

Rp. 16th to 18th R. incl., sk. to 30th.

Rp. 30th & 31st R.

No. 298 Insertion for Pillow

27 ch.

1st R. 7 m.

2nd R. 2 m., 4 t., 1 m., 4 t., 2 m.

3rd R. * 1 m., 7 t., 1 m., 7 t., 1 m.

4th R. 3 m., 4 t., 3 m.

5th, 6th and 7th R. Reverse from *.

Repeat 5 times, 6th design forms corner. 5 ch., tn, 1 t. in lower st of 7 t., 6 m., rp.

42nd R. 1 m., 4 t., 3 m., 4 t., 9 m., 7 t., 3 m., 4 t., 3 m., 7 t., 6 m., 7 t., 1 m., 25 t., 1 m., 10 t., 5 m., 10 t., 2 m., 4 t., 1 m.

43rd R. 5 m., 4 t., 6 m., 16 t., 1 m., 19 t., 1 m., 4 t., 6 m., 4 t., 2 m., 4 t., 2 m., 4 t., 2 m., 4 t., 8 m., 4 t., 5 m.

44th R. 1 m., 4 t., 2 m., 10 t., 7 m., 4 t., 1 m., 4 t., 2 m., 4 t., 1 m., 4 t., 2 m., 4 t., 1 m., 4 t., 7 m., 4 t., 3 m., 4 t., 1 m., 4 t., 1 m., 31 t., 7 m., 4 t., 3 m., 4 t., 1 m.

45th R. 5 m., 4 t., 8 m., 25 t., 10 m., 4 t., 4 m., 4 t., 1 m., 4 t., 4 m., 4 t., 6 m., 16 t., 3 m.

46th R. 1 m., 4 t., 1 m., 7 t., 1 m., 7 t., 7 m., 4 t., 2 m., 4 t., 1 m., 4 t., 1 m., 4 t., 2 m., 4 t., 9 m., 19 t., 12 m., 4 t., 3 m., 4 t., 1 m.

47th R. 5 m., 4 t., 13 m., 22 t., 8 m., 7 t., 2 m., 4 t., 2 m., 7 t., 8 m., 16 t., 3 m.

48th R. 1 m., 4 t., 2 m., 10 t., 13 m., 4 t., 13 m., 25 t., 10 m., 10 t., 2 m., 4 t., 1 m.

49th R. 3 m., 4 t., 1 m., 4 t., 1 m., 4 t., 8 m., 13 t., 1 m., 16 t., 11 m., 10 t., 19 m.

50th R. 1 m., 4 t., 3 m., 4 t., 10 m., 10 t., 1 m., 4 t., 1 m., 10 t., 7 m., 25 t., 1 m., 7 t., 7 m., 4 t., 2 m., 4 t., 2 m., 4 t., 1 m.

51st R. 5 m., 4 t., 3 m., 7 t., 5 m., 10 t., 1 m., 19 t., 8 m., 10 t., 1 m., 4 t., 1 m., 10 t., 10 m., 4 t., 5 m.

52nd R. 1 m., 4 t., 14 m., 10 t., 1 m., 4 t., 1 m., 10 t., 8 m., 4 t., 1 m., 10 t., 1 m., 10 t., 1 m., 4 t., 4 m., 7 t., 2 m., 10 t., 2 m., 4 t., 1 m.

53rd R. 5 m., 4 t., 10 m., 4 t., 1 m., 10 t., 1 m., 16 t., 6 m., 4 t., 3 m., 10 t., 3 m., 4 t., 15 m.

54th R. 1 m., 4 t., 17 m., 10 t., 10 m., 13 t., 1 m., 10 t., 1 m., 4 t., 10 m., 10 t., 2 m., 4 t., 1 m.


55th R. 4 m., 10 t., 11 m., 4 t., 1 m., 10 t., 1 m., 10 t., 10 m., 10 t., 19 m.

56th R. 1 m., 4 t., 18 m., 4 t., 12 m., 16 t., 1 m., 4 t., 12 m., 10 t., 2 m., 4 t., 1 m.

57th R. 22 m., 10 t., 34 m.

58th R. 1 m., 4 t. Rp. across.

59th R. 59 m.



No. 2102-2103 Edging

Made of ecru linen, embroidered with ecru thread.
Begin with 12 ch., join to form r.

1st R. 6 ch., 19 t. into the r., cotton over needle 3 times, 1 ch. bet. ea. t., join to 5th st. of the 6 ch.

2nd R. 2 dc. bet. the 1st 4 t., * 5 dc. bet. 5th and 6th t., 2 dc. bet. ea. of next 4 t., rp. from * until ro. is complete, making a diamond shape.

3rd R. 1 dc. on top of ea. dc. of preceding R. except on top of 3rd one of the group of 5, 3 dc.

4th R. 12 ch., 1 dc. on 7th dc., 12 ch., * 1 dc. on corner, 12 ch., 1 dc. on 7th dc., 12 ch., rp. from * until ro. is complete.

5th R. 4 dc., 4 ch., 4 dc., 4 ch., 4 dc., 4 ch., 4 dc., 4 ch., 4 dc. on next bar of ch., 4 ch., 4 dc., 12 ch., * tn. Sl. st. to center of ch., tn., 2 ch., into last 12 ch. crocheted work, 4 dc., 4 ch., 4 dc., 4 ch., 4 dc., 4 ch., 4 dc. fill other half of bar of ch., 4 dc., 4 ch., 4

dc. on next bar of ch., work 4 dc., 4 ch., 4 dc., 4 ch., 4 dc., 4 ch., 4 dc. on next bar of ch., 4 dc., 4 ch., 4 dc., 12 ch., rp. from *

6th R. 20 ch., dc. to 3rd p. of ch. at corner bar of dc., 2 ch., * dc. on dc. at corner of middle diamond, 20 ch., dc. on 3rd p. at corner bar of dc., 20 ch. rp. *

7th R. On every bar of 20 ch. work 4 dc., 4 ch., 4 dc., 4 ch., 4 dc., 4 ch., 4 dc., 4 ch., 4 dc. join ea. together by 3rd or center p. on the last ro., taking care to have the middle form a diamond shape, one corner to lie towards center and opp. corner lying towards outer edge. Join, fasten cotton on to 5th or last p. of bar of dc. next to bar that is fastened to the next med., work 10 ch., dc. to 2nd p. of next bar, 10 ch., * dc. on 4th p. of same bar, 10 ch., dc. on 2nd p. on next bar, 10 ch. dc. on 4th p. on same bar, 10 ch., dc. on 1st p. on next bar, 10 ch., 1 t. on 3rd p. of same bar, 1 t., on 3rd p. on bar of dc. next

to the bar which is joined together by p. on next med., 10 ch., 1 dc. on 5th p. of same bar, 10 ch., 1 dc. on 2nd p. of next bar, 10 ch., rp. from * until you have completed R., then on every bar of 10 ch., work 5 dc., 4 ch., 5 dc., 4 ch., 5 dc.

Heading

Fasten cotton on 3rd p. on bar of dc. next to bar which joins med. together, 8 ch. (*), 1 t. on 5th p. of same bar, 1 t. on 1st p. on next bar, 8 ch., 1 dc. on 3rd p. of same bar, 8 ch., 1 t. on 5th p. of same bar, 1 ct. on 5th p. on bar of dc. next to bar joined on next med., 8 ch., 1 dc. on 3rd p. of same bar, 8 ch., rp. from * all around, then ea. bar of 8 ch., work 6 dc., 4 ch., 6 dc. all around, then lastly work 1 dc. on every p., 7 ch. bet. ea.


No. 2104 Dragon Curtain—Medallion

Made of white marquisette, embroidered in white No. 3 Perle—Use 30 Cordonnet.

- 1st R. 84 t. Ch. 3 at end of ea. ro.
- 2nd and 3rd R. of 3 t., 26 m., 4 t.
- 4th R. 3 t., 12 m., 7 t., 12 m., 4 t.
- 5th R. Rp. 4th R.
- 6th R. 3 t., 9 m., 7 t., 1 m., 7 t., 1 m., 7 t., 9 m., 4 t.
- 7th R. 3 t., 7 m., 4 t., 2 m., 19 t., 2 m., 4 t., 7 m., 4 t.
- 8th R. 3 t., 5 m., 4 t., 1 m., 4 t., 3 m., 13 t., 3 m., 4 t., 1 m., 4 t., 5 m., 4 t.
- 9th R. 3 t., 6 m., 10 t., 2 m., 13 t., 2 m., 10 t., 6 m., 4 t.
- 10th R. 3 t., 5 m., 7 t., 1 m., 7 t., 2 m., 7 t., 2 m., 7 t., 1 m., 7 t., 5 m., 4 t.
- 11th R. 3 t., 9 m., 7 t., 1 m., 7 t., 1 m., 7 t., 9 m., 3 t.
- 12th R. 3 t., 3 m., 10 t., 4 m., 4 t., 1 m., 7 t., 1 m., 4 t., 4 m., 10 t., 3 m., 4 t.
- 13th R. 3 t., 4 m., 16 t., 1 m., 4 t., 1 m., 7 t., 1 m., 4 t., 1 m., 16 t., 4 m., 4 t.
- 14th R. 3 t., 7 m., 37 t., 7 m., 4 t.
- 15th R. 3 t., 3 m., 61 t., 3 m., 4 t.
- 16th R. Rp. 15th R.
- 17th R. 3 t., 1 m., 10 t., 2 m., 43 t., 2 m., 10 t., 1 m., 4 t.
- 18th R. 3 t., 1 m., 4 t., 2 m., 55 t., 2 m., 4 t., 1 m., 4 t.
- 19th R. 3 t., 3 m., 22 t., 1 m., 13 t., 1 m., 22 t., 3 m., 4 t.
- 20th R. 3 t., 2 m., 22 t., 3 m., 7 t., 3 m., 22 t., 2 m., 4 t.
- 21st R. 3 t., 1 m., 10 t., 1 m., 13 t., 3 m., 7 t., 3 m., 13 t., 1 m., 10 t., 1 m., 4 t.
- 22nd R. 3 t., 1 m., 7 t., 1 m., 19 t., 1 m., 7 t., 3 m., 19 t., 1 m., 7 t., 1 m., 4 t.
- 23rd R. 3 t., 1 m., 4 t., 1 m., 22 t., 3 m., 7 t., 1 m., 22 t., 1 m., 4 t., 1 m., 4 t.
- 24th R. 3 t., 3 m., 22 t., 1 m., 10 t., 3 m., 19 t., 3 m., 4 t.
- 25th R. 3 t., 2 m., 10 t., 5 m., 10 t., 1 m., 7 t., 5 m., 10 t., 2 m., 4 t.
- 26th R. 3 t., 2 m., 4 t., 8 m., 13 t., 8 m., 4 t., 2 m., 4 t.
- 27th R. and 28th R. 3 t., 26 m., 4 t.
- 29th R. Rp. 1st R.

No. 2105 Insertion

- Ch. 23.
- 1st R. 1 t. in 4th st. from needle, ch. 2, sk. 2, ch. 2 t., 2 ch., 2 t. in next ch., ch. 4, sk. 4 ch., 1 t. in next ch., ch. 4, sk. 4 ch., 2 t., 2 ch., 2 t. in next ch., ch. 2, sk. 2 ch., 2 t. in next 2 ch., ch. 3, tn.
- 2nd R. 1 t. bet. 2 t., ch. 2, 2 t., 2 ch., 2 t. bet. 4 t., ch. 2, 3 t. under 4 ch., 1 t. in 1 t., 3 t. under 4 ch., ch. 2, 2 t., ch. 2, 2 t. bet. 4 t., ch. 2, 2 t. bet. 2 t., ch. 3, tn.
- 3rd R. * 1 t. bet. 2 t., ch. 2, 2 t., 2 ch., 2 t. bet. 4 t., ch. 2, 2 t. under 2 ch., 3 t., ch. 1, sk. 1 t., ch. 3, tn.



Nos. 2104-2105.



No. 2106-2107.

No. 2106 Library Scarf—18x54 in.

Embroidered in black, gold, peacock blue and old rose, crocheted with heavy mercerized cream thread on heavy cream linen.

Outer Edge:

Ch. 15.

1 t. in 4 ch., ch. 2, sk. 3 ch., 2 t., 2 ch., 2 t. in next ch., ch. 2, sk. 3 ch., 2 t. in next 2 ch., ch. 3, tn. 1 t. in t., ch. 2, 2 t., 2 ch., 2 t. in next 2 ch., ch. 2, 2 t., ch. 2, sk. 2 t., 2 ch., and 2 t. in next 2 t., rp.

Scallops:

1st R. ch. 24, 1 t. in 4th ch. from needle, ch. 2, sk. 2, ch. 2 t., 2 ch., 2 t., in next ch., ch. 5, sk. 3, ch. 7 t. in next 7 ch., ch. 5, sk. 3 ch., 2 t., 2 ch., 2 t. in next ch., ch. 2, sk. 2 ch., 2 t. in next 2 ch., ch. 3, tn.

2nd R. 1 t. in t., ch. 2 (2 t., ch. 2, 2 t. under 2 ch. bet. 4 t. (sh) ch. 2, sk. 3 ch., 2 t. in next 2 ch., 7 t. in 7 t., 2 t. in next 2 ch., ch. 2, 1 sh., ch. 2, 2 t., ch. 3.

3rd R. 1 t. in t., ch. 2, 1 sh., ch. 5, 7 t. in center of

11 t., ch. 5, 1 sh., ch. 2, 2 t., ch. 3, tn.

4th R. 1 t., ch. 2, 1 sh., 7 ch., 1 t. in center of 7 t., ch. 7, 1 sh., ch. 2, 2 t., ch. 3.

5th R. 1 t., 2 ch., 1 sh., sk. 4 ch., 3 t. in next 3 ch., 1 t. in t., 3 t. in next 3 ch., ch. 5, 1 sh., ch. 2, 2 t. make 15 more R. ch. 20, sk. 6 t., 1 dc. in next t. of foundation.

21st R. ch. 3, join to 13th R. ch. 3, 5 t. in 20 ch., 2 t. in 2 t., ch. 2, 1 sh. in 1 sh., ch. 5, sk. 4 ch., 3 t. in next 3 ch., 1 t. in 1 t., 3 t. in next 3 ch., 4 ch., 1 sh. in 1 sh., ch. 2, 2 t. in 2 t., ch. 3, tn.

22nd R. 1 t. in 1 t., ch. 2, 1 sh. in 1 sh., ch. 3, sk. 3 ch., 2 t. in next 2 ch., 7 t. in 7 t., 2 t. in next 2 ch., ch. 3, 1 sh. in 1 sh., ch. 2, 2 t. in 2 t., 1 ch., sk. 1 t. of foundation 1 t. in next t., rp. 16 times.

23rd R. sl. st. to 11th R. ch. 7, sk. 2 t., 1 sh. under next 1 ch. rp. 5 times, ch. 7, 2 t. ch. 2, 1 sh. in 1 sh., ch. 5, 7 t. in center of 11 t., ch. 5, 1 sh., ch. 2, 2 t. in 2 t., ch. 3.

24th R. 1 t. in 1 t., ch. 2, 1 sh. in 1 sh., ch. 7, 1 t. in center of 7 t., ch. 7, 1 sh. in 1 sh., ch. 2, 2 t. in 2 t., ch. 7, 1 sh. in 1 sh., rp. 4 times, ch. 7, join to center of 11th R. sl. st. to 10th R.

25th R. ch. 3, 1 dc. under 7 ch. of 22nd R. and 23rd R., ch. 3, 1 sh. in sh. rp. 4 times ch. 7, 2 t. in 2 t. ch. 2, 1 sh., ch. 5, sk. 4 ch., 3 t. in next 3 ch., 1 t. in 1 t., 3 t. in next ch., ch. 5, 1 sh. in 1 sh., ch. 2, 2 t. in 2 t., ch. 3, tn.

26th R. 1 t. in 1 t., ch. 2, 1 sh. in 1 sh., ch. 3, sk. 3 ch., 7 t. in 7 t., 2 t. in next 2 ch., ch. 3; 1 sh. in 1 sh., ch. 2, 2 t. in 2 t., ch. 9, 1 dc. in center of 1st sh., rp. 5 times, join to top of 9th R., ch. 3, sl. st. to 3th R.

27th R. 13 dc. under 9 ch., rp. 5 times, 2 t. in 2 t., ch. 2, 1 sh. in 1 sh., ch. 5, 7 t. in 11 t., ch. 5, 1 sh. in 1 sh., ch. 2, 2 t. in 2 t., ch. 3.

28 R. 1 t. in 1 t., ch. 2, 1 sh. in 1 sh., ch. 7, 1 t. in center of 7 t., ch. 7, 1 sh. in 1 sh., ch. 2, 2 t. in 2 t., ch. 1, sk. 1 t., 1 t. in next t., ch. 1, sk. 1 t. in next t., rp., 39 t., join to 8th R., sl. st. to 7th R.

29th R. ch. 1, 1 t. in 1 t., ch. 1, 1 t. in 1 t., rp. 39 t., ch. 1, 2 t. in 2 t., ch. 2, 1 sh. in 1 sh., ch. 3, sk. 4 ch., 3 t. in next 3 ch., 1 t. in t., 3 t. in next 3 ch., ch. 5, 1 sh., ch. 2, 2 t. in next 2 t., ch. 3, tn.

30th R. 1 t. in 1 t., ch. 2, 1 sh. in 1 sh., ch. 3, sk. 4 ch., 2 t. in next ch., 7 t. in 7 t., 2 t. in next 2 ch., ch. 3, 1 sh. in 1 sh., ch. 2, 2 t. in 2 t., ch. 5, sk. 3 t., 1 sh. under next 1 ch., rp. 12 times, ch. 5, join to 5th R., sl. st. to 4th R.

31st R. ch. 2, 1 dc. in center of 5 ch., ch. 2, 1 sh. in 1 sh., ch. 5, rp. 11 times, ch. 2, 1 dc. in center 5 ch., ch. 2, 2 t. in 2 t., ch. 2, 1 sh. in 1 sh., ch. 5, 7 t. in 11 t., ch. 5, 1 sh., ch. 2, 2 t. in 2 t., ch. 3, tn.

32nd R. 1 t. in 1 t., 2 ch., 1 sh. in 1 sh., ch. 7, 1 t. in center of 7 t., ch. 7, 1 sh., ch. 2, 2 t. in 2 t., ch. 2, 1 dc. in dc., ch. 2, 1 sh. in 1 sh., rp. 11 times,



Nos. 2106-2109.

ch. 2, 1 dc. in 1 dc., ch. 2, join to 3rd R., sl. st. to 2nd R.
 33rd R. 1 dc. in dc., ch. 2, 1 sh., rp. 11 times, ch. 2, 1 dc. in dc., ch. 2, 2 t. in 2 t., ch. 2, 1 sh. in 1 sh., ch. 5, sk. 4 ch., 3 t. in next 3 ch., 1 t. in 1 t., 3 t. in next 3 ch., ch. 5, 1 sh. in 1 sh., ch. 2, 2 t. in 2 t., ch. 3, tr., rp. from 2nd R.

No. 2107 Fringe, Scallops and Tassels

Ch. 10, join.
 Sl. st. 1 dc., 3 t., 13 dt., 3 t., 1 dc., sl. st. to join 4 ch., join in sl. st., ch. 23 for middle scallop. Close last 13 of these 23 ch. in a r., 1 dc., 4 t., 8 dt. on this 13 ch. in a r. After 8 dt. fasten in the ch. lp. of 4 ch., 8 t., 4 t., 1 dc., 1 sl. st. to join 4 ch., join in the sl. st.
 Ch. 27.
 Close last 15 ch. of the 27 ch. in a r., 1 dc., 5 t., 11 dt. on the 15th ch. After 11 dt. fasten in ch. lp. of 4 ch., 11 dt., 5 t., 1 dc., 1 sl. st.

Tassels

Cut 55 length thread 7 in. draw through center dt. of lower scallop, fasten at head with 2 R. of 10 p. Use two largest scallops for middle tassel.

No. 2108 Stenciled Burlap Scarf

18x40 Crocheted with Ecrú Perle No. 3.

Outside Edge:

1st R. * ch. 16, 1 t. in 4 ch., 1 t. in next ch. 3 m., 2 t., ch. 3.
 2nd R. 1 t. in t., 1 m., 4 t., 1 m., 2 t., ch. 3, tr. * rp.


No. 2109 Medallion

Ch. 9, join.
 1st R. ch. 3, 29 t. under ch. 9, ch. 3,
 2nd R. 2 t. in next 2 t., ch. 5, 3 t. in next 3 t., ch. 5, rp. 7 times, ch. 5, 1 dc. in next t., ch. 5, 1 dc. in next t., ch. 5, 1 dc. in 3 t., ch. 3.
 3rd R. 2 t., ch. 3, 3 t. in 5 ch., ch. 7, 3 t., ch. 3, 3 t. in next 5 ch., rp. 6 times, ch. 5, 1 dc. in ch. 5, ch. 5, 1 dc. in next 5 ch., ch. 5, 1 dc. in next 5 ch., ch. 5, 1 dc. in 3 t., 2 t., ch. 3, 3 t. in 3 ch., ch. 7, 3 t., ch. 3, 3 t. in next 3 ch., rp. 6 times, ch. 5, 1 dc. in ch. 5, ch. 5, 1 dc. in next ch. 5, rp. once, ch. 5, 1 t. in 3 t., ch. 3.
 4th R. 2 t., ch. 3, 3 t. in 3 ch., ch. 7, 3 t., ch. 3, 3 t. in next 3 ch., ch. 7, rp. 6 times, ch. 5, 1 dc. in 5 ch., ch. 5, 1 dc. in 5 ch., rp. twice, ch. 5, 1 dc. in 3 t., ch. 3.
 5th R. 2 t., ch. 3, 3 t. in 3 ch., ch. 7, 3 t., ch. 3, 3 t. in next 3 ch., ch. 7 6 times, ch. 5, 1 t. in 5 ch., ch. 5, 1 t. in next 5 ch., rp. 3 times, ch. 5, 1 t. in 3rd ch.
 6th R. ch. 5, 1 dc. in ch. 3, * ch. 7, 1 dt. under the 3 first 7 ch. of 3rd, 4th and 5th R., ch. 7, 1 dc. in next 3 ch., rp. 12 times from *, ch. 5, 1 dc. in ch. 5, ch. 5, 1 dc. in next ch. 5, rp. 4 times ch. 5.
 7th R. 4 t. in 5 ch., * 7 t. in 7 ch., 7 t. in next 7 ch., * rp. 12 times, 4 t. in 5 ch., ch. 5, 1 dc. in 5 ch., ch. 5, 1 dc. in next 5 ch., rp. 4 times, ch. 5.
 8th R. sk. 1 t., 5 dc. in next 5 t.,

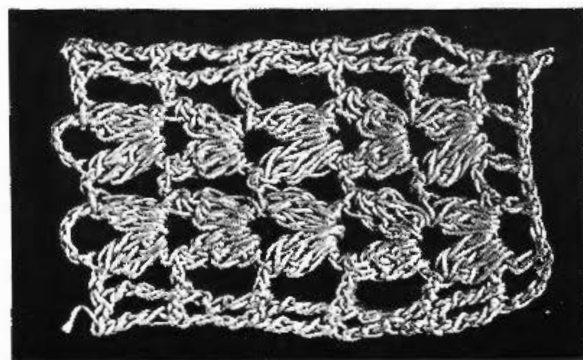
* ch. 5, sk. 1 t., 1 dt., ch. off 4 dt. and 7 ch., 7 ch., p. in top of 4 dt., ch. 3, tr. make 16 t. in 7 ch., p. ch. 5, sk. 1 t., 5 dc. in next 5 t., ch. 5, * rp. 6 times, ch. 5, sk. 1 t., 7 dc. in next 7 t., ch. 5, 1 dc. in 5 ch., ch. 5, 1 dc. in 5 ch., rp. 5 times, ch. 5, 3 dc. in center of 5 dc., ch. 5.
 9th R. 1 cl. in 1st 3 t. of 16 t. in 7 ch. p. ch. 5, rp. 4 times, ch. 5, 3 dc. in center of next 5 dc., ch. 5, * rp. 6 times, ch. 5, 3 dc. in center of 7 dc., ch. 5, 1 dc. in 5 ch., ch. 5, 1 dc. in 5 ch., rp. 6 times, ch. 5, 3 dc. in center of 7 dc., ch. 5, 1 dc. in 5 ch., ch. 5, 1 dc. in 5 ch., rp. 6 times, ch. 5.
 10th R. 1 dc. in center of 3 dc., ch. 5, 1 dc. in 5 ch., ch. 5, 1 dc. in 7 ch., ch. 7, 1 dc. in 7 ch., rp. 3 times, ch. 7, 1 dc. in 5 ch., ch. 1, 1 dc. in next 5 ch., ch. 7, rp. 6 times, ch. 5, 1 dc. in 5 ch., ch. 5, 1 dc. in next 5 ch., rp. 9 times join scallops.

Tassels

Cut 35 threads 7 in. long, double, tie in center, ch. 5, join around head of tassel, 1 dc., ch. 5, 1 dc., rp. 5 times in ch. 5, draw thread through six 5 ch., around head of tassel tie, cut. Two outside tassels: ch. 7 in top lp. join to lower center edge, ch. 7 back to lp. Center tassel join to center 5 ch.



Nos. 2110-2111-2112.



No. 2118.

No. 2110 Cream Scrim Curtain

This beautiful and effective curtain is made of cream marquisette and cream linen embroidered in eyelets with cream linen thread.

No. 2111 Square Medallion

27 ch. catch in 10th ch. from needle, * 5 ch., sk. 3 ch., rp. 3 times. tn., 7 ch., catch in center 5 ch., rp. 4 times, rp. 6 times, * 7 ch., catch in center 5 ch., 3 ch., catch in next center. This completes center of square.

1st R. 4 dc. in every s. and 1 bet., except at 4 corners, 5 dc.

2nd R. Make 3 t. in same st. holding the last st. of ea. t. on needle then draw thread through the 4 st., 1 dc. (Clusters) 5 ch., 1 cl. bet. ea. s. making 16.

3rd R. 9 dc. on 5 ch., rp.

4th R. 5 ch., 1 ht., in center 9 dc., 3 ch., catch cl., 3 ch., catch in 9 dc., rp.

5th R. 3 ch., 2 cl., 5 ch., 3 cl. in same st., 3 ch., 1 t. in next ht., 3 ch., 3 cl., 5 ch., 3 cl. in same st. in next ht., 5 ch., 3 cl., 5 ch., rp.

6th R. 7 dc. in every ch.

7th R. 5 ch., 1 ht. in cl., 5 ch., 1 ht. in cl., rp.

8th R. 3 ch., 2 cl., 5 ch., 3 cl. in same corner st., 5 ch., 1 t., in ht., 5 ch., 3 cl. in next ht., rp.

9th R. 7 dc., 1 p. in 5 ch., 7 dc., 5 ch., 7 dc., 5 ch., 1 p., rp.

No. 2112 Half Round Medallion

7 ch., join.

1st R. 7 ch., 1 t., 2 ch., 1 t., rp. making 10 t. including 6 ch., tn.

2nd R. 2 dc. in 2 ch., rp., tn.

3rd R. 3 ch., loose 2 dt. (cl.) 7 ch., sk. 2, 1 cl., 7 ch., sk. 2, 1 cl., 7 ch., sk. 1, 1 cl., 7 ch., sk. 2, 1 cl., 7 ch., sk. 2, 1 cl., 7 ch., sk. 2, 1 cl., tn.

4th R. 11 dc. in 7 ch., rp., tn.

5th R. 7 ch., ht. in center of 11 dc., 4 ch., 1 ht. in center of 5, rp., tn.

6th R. 8 ch., 1 cl., 5 ch., 1 cl. in 1 st., ht., 5 ch., 1 t. in next ht., 5 ch., 1 cl., 5 ch., 1 cl. in next ht., rp., tn.

7th R. 6 dc. in 5 ch., 7 dc. in 5 ch., rp.
8th R. 7 ch., 1 ht. in 1st cl., 4 ch., 1 ht. in center of 7 dc., 4 ch., 1 ht. in next cl., 4 ch., 1 ht., 1 t., 4 ch., 1 ht., 1 t., 4 ch., 1 ht. in cl., rp.

9th R. 9 ch., 1 t. in 1st ht., 4 ch., 1 cl. in next ht., 4 ch., 1 t. in 3rd ht., 4 ch., 1 cl. in 4th ht.

10th R. 6 dc. in 4th ch., 5 dc. in next 4 ch., 1 p. center of cl., 4 dc. in next 4 ch., rp.

No. 2113 Insertion

21 ch.

1st R. 1 dt. in 8 ch. from needle, 4 m., 4 ch., tn.
2nd R. 1 dt. in 1st st., 2 ch., 1 dt. cl., 5 ch., 1 dt. cl. in 2nd m., 1 ch., sk. 1 m., 1 dt. cl., 5 ch., 1 cl. in 4th ch., 4 ch., 2 t. in 2 t., 7 ch., tn.

3rd R. 1 dt. in dt., 2 ch., 1 dt. cl., 5 ch., 1 dt. cl. in 5 ch., 2 ch., 1 dt. cl., 5 ch., 1 dt. cl. in 2nd 5 ch., 2 ch., 2 dt. rp. length required.




No. 2115-2116.

No. 2115-2116 Dresser Scarf and Pincushion
 Made of Ecu Marquisette, crocheted in No. 15 Ecu Cordonnet.

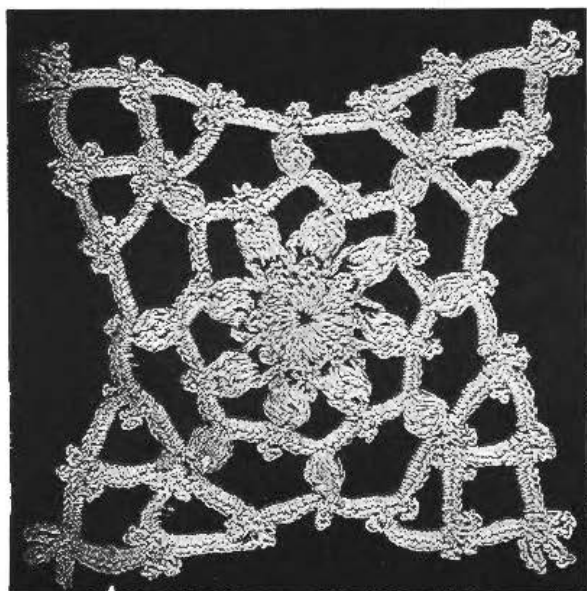
No. 2115 Medallion

Ch. 7, join.
 1st R. ch. 4, 2 t., 1 p., 2 t., 1 p., rp. making 8 p.
 2nd R. ch. 7, sk. 1 p., 1 dc. bet. 2 t., ch. 7, sk. 1 p.,
 1 dc. bet. next 2 t., rp. ro.
 3rd R. ch. 4, 1 pc. in 5 ch., ch. 7, 1 pc. in next 5 ch.,
 rp. ro.
 4th R. 9 dc. on 7 ch., 1 p. in center of pc., 9 dc. in
 7 ch., rp. ro.
 5th R. sl. st. to 5 dc., ch. 4, 1 pc. in same st., ch.
 9, 1 pc. in center of 9 dc., ch. 9, rp. ro.
 6th R. 6 dc. * 1 p., 1 dc., 1 p., 6 dc., in 9 ch., 1 p.,
 ch. 1, 1 p. in pc., 6 dc., 1 p., ch. 9, tn. back, 1 dc.,
 bet. 2 p., ch. 9, 1 dc. bet. next 2 p., tn. 1 p., 6 ch.,
 1 p., 1 dc., 1 p., 6 dc., 9 ch., 1 p., 6 ch., 1 p., 1 dc.,
 1 p., ch. 12, tn. back, 1 dc. bet. 2 p., tn. 1 p., 8 dc.
 make three 7 ch. p., 8 dc., 2 p., 6 dc., finishing 1st
 9 ch., 2 p., 6 dc., finishing last 9 ch., 1 p., rp. *

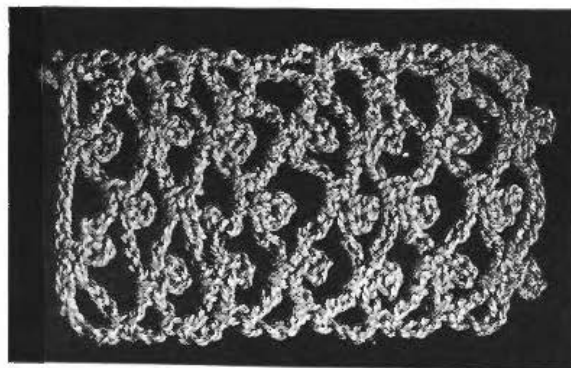


No. 2114 Edging

7 ch.
 1st R. * 1 t. in 7th ch. from needle, tn.
 2nd R. 5 ch., 1 t. in t., rp. making 4 m., tn. back.
 3rd R. 3 ch., 1 cl., 5 ch., 1 cl. in 2nd m., 3 ch., sl.
 st. to end of 1st m.
 4th R. 4 dc. in 3 ch., 4 dc., 1 p., 4 dc. in 5 ch., 4 dc.
 in 3 ch., rp. from * length required.



No. 2115.



No. 2116 Insertion

Ch. 20.
 1st R. 1 dc. in 10 ch. from needle, 1 dc. in next ch.,
 1 p., ch. 7, sk. 5 ch., 1 dc. in next ch., 1 dc., 1 p.,
 ch. 5, sk. 3 ch., 1 dc. in next ch., ch. 4, tn.
 2nd R. * 1 dc. in center of 5 ch., ch. 7, 1 dc. in center
 7 ch., 1 dc., 1 p. in same 7 ch., ch. 7, 1 dc. in next
 4 ch., ch. 4, tn.
 3rd R. 1 dc. in 7 ch., 1 dc., 1 p., ch. 7, 1 dc. in next
 7 ch., 1 dc., 1 p., ch. 5, 1 dc. in 4 ch., ch. 4, rp.
 from * required length.

No. 2117 Towel Edge

Use 40 Cordonnet.

Ch. 19.

1st R. * 1 t. in 10th ch., 2 t., ch. 3, 3 t. in same st., ch. 5, tn.

2nd R. ch. 5, 3 t., ch. 3, 3 t. in 5 ch., ch. 5, tn, rp. 3 t., ch. 3, 3 t. in 5 ch., ch. 2, tn.

3rd R. 1 t., ch. 2, 9 times in ch. 5 of foundation, tn.

4th R. 2 dc. in ea. 2 ch., rp. from *.

No. 2118 Dresser Scarf

Use 30 Cordonnet.

Ch. 3 and tn. at end of ea. R.

Ch. 55.

1st R. 1 t. in 8th ch. from needle, 15 m.

2nd R. 16 m.

3rd R. * 6 m., 4 t., 9 m.

4th R. 10 m., 4 t., 5 m.

5th R. 5 m., 4 t., 3 m., 4 t., 6 m.

6th R. 1 m., 4 t., 3 m., 10 t., 2 m., 7 t., 4 m.

7th R. 3 m., 7 t., 1 m., 19 t., 1 m., 4 t., 2 m.

8th R. 3 m., 10 t., 1 m., 16 t., 4 m.

9th R. 7 m., 16 t., 1 m., 4 t., 2 m.

10th R. 1 m., 4 t., 2 m., 7 t., 1 m., 4 t., 1 m., 4 t., 6 m.

11th R. 4 m., 7 t., 2 m., 13 t., 1 m., 4 t., 2 m.

12th R. 3 m., 10 t., 1 m., 4 t., 1 m., 7 t., 1 m., 4 t., 3 m.

13th R. 2 m., 7 t., 1 m., 4 t., 2 m., 13 t., 1 m., 4 t., 2 m.

14th R. 1 m., 4 t., 3 m., 4 t., 1 m., 4 t., 1 m., 7 t., 1 m., 10 t., 1 m.

15th R. 2 m., 7 t., 1 m., 4 t., 3 m., 4 t., 6 m.

16th R. 5 m., 10 t., 1 m., 7 t., 1 m., 10 t., 1 m.

17th R. 2 m., 7 t., 1 m., 4 t., 2 m., 4 t., 1 m., 4 t., 5 m.

18th R. 4 m., 16 t., 3 m., 10 t., 1 m.

19th R. 2 m., 4 t., 3 m., 7 t., 1 m., 4 t., 1 m., 7 t., 3 m.

20th R. 4 m., 4 t., 1 m., 4 t., 1 m., 4 t., 7 m.

4 R. 16 m. rp. *

No. 2119 Linen Grecian Scarf

Use 20 Cordonnet.

Ch. 34.

1st R. 1 t. in 8 ch., 5 ch., 4 t., 2 ch., 4 t., 1 m., ch. 5, tn.

2nd R. 1 m., 16 t., 1 m., 4 t., 1 m., ch. 5, tn.

3rd R. * 1 m., 4 t., 1 m., 4 t., 3 m., 4 t., 1 m., ch. 5, tn.

4th R. 1 m., 4 t., 1 m., 4 t., 1 m., 4 t., 1 m., 4 t., 1 m., ch. 5, tn.

5th R. 1 m., 4 t., 3 m., 4 t., 1 m., 4 t., 1 m., ch. 3, tn.

6th R. 1 m., 4 t., 1 m., 16 t., 1 m., ch. 5, tn.

7th R. 1 m., 4 t., 5 m., 4 t., 1 m., ch. 5, tn.

8th R. 1 m., 16 t., 1 m., 4 t., 1 m., ch. 5, tn., rp. from *

No. 2120 Towel

Use 20 Cordonnet.

Heading:

1st R. 1 dc. in * 1st p., 3 ch., 1 cl. in same p., sk. 1 p., 1 cl. in next p., 3 ch., 1 cl. in next p., sk. 1 p., 1 cl. in next, rp.

2nd R. 1 t. in 3 ch., 3 ch., 1 t. in next 3 ch., rp. *.

Lower Edge:

1st R. rp. *

2nd R. 6 t., 3 ch., 6 t. in 3 ch., 1 dc. in next 3 ch., 6 t., 3 ch., 6 t. in next 3 ch., rp.

3rd R. 1 dc. in dc., t. 12, 1 dc. in next dc., t. 12 in next dc., rp.

4th R. 1 dc. in dc., 3 ch., sk. 1 t., 1 dc. in next t., rp.


No. 2121 Pillow Slip

Ch. 22, 1st R. 1 t. in 5th st., 4 m., ch. 3, tn.

2nd R. 9 t. in 1st m., sk. 1 m., 9 t. in next m., 2 m., 1 t., ch. 3, tn.

3rd R. 1 t. in t., 2 m., 1 t. in center t. of 9 t., ch. 4, 1 t. in same st., ch. 3, 1 t. in center of 9 t., ch. 4, 1 t. in same st., ch. 3.

4th R. 9 t. in 4 ch., 9 t. in 4 t., 1 t. in t., 2 m., 1 t., rp.



No. 2117 Towel

No. 2118 Scarf

No. 2119 Scarf

No. 2120 Towel

No. 2121 Pillow Case

No. 2122 Bath Rug

Size 20x28 in.

Use 2 threads of heaviest crochet cotton.

Ch. 54.

1st R. Commence in center, 1 dc. in ea. of 23 ch., 3 dc. in next ch., 33 dc. in parallel ch., 3 dc. in last ch., tn., rp., 3 dc. in 1st 3 dc., 1 dc., 3 dc. in last 3 dc. to form square, rp. R. of dc., then make R. of t. widening at corners as you proceed, 3 R. of dc. in light blue or other color, 2 R. t. in white, 1 dc. in t., sk 2 t., 1 dc., ch. 1, rp., 3 t., ch. 1, sk 2 t., 1 dc., rp.

Edge of colored cotton:

1 dc., ch. 5, 1 dc. bet. 2 t., ch. 5, 1 dc., bet. next 2 t., rp.

No. 2123 Bath Towel

For crocheted edge use No. 5 Perle, finishing edge in dark blue.

Ch. 40.

1st R. 1 t. in 4 ch., 6 t., 2 m., 7 t., 1 l., 7 t., 1 l., ch. 3, tn.

2nd R. 1 s., 7 t., 1 s., 7 t., 2 m., 7 t., ch. 8, tn.

3rd R. 1 t., in 4th ch. from needle, 1 t. in ea. next 4 ch., 1 t. in next t., 2 m., 7 t., 2 l., 7 t., 1 l., ch. 3, tn.

4th R. 1 s., 7 t., 2 s., 7 t., 2 m., 7 t., ch. 8, tn.

5th R. 1 t. in 4th ch. from needle, 1 t. in ea. next 4 ch., 1 t. in next t., 2 m., 7 t., 3 l., 7 t., 1 l., ch. 3, tn.

6th R. 1 s., 7 t., 3 s., 7 t., 2 m., 7 t., ch. 8, tn.

7th R. 1 t. in 4th ch. from needle, 1 t. in ea. next 4 ch., 1 t. in next t., 2 m., 7 t., 4 l., 7 t., 1 l., ch. 3, tn.

8th R. 1 s., 7 t., 4 s., 7 t., 2 m., 7 t.

9th R. sl. st. to 7th t., ch. 3-6 t. in next 2 m., 2 m., 3 l., 7 t., 1 l., ch. 3, tn.

Reverse from 5th R.

No. 2124 Bath Towel

Crocheted with heavy white cotton and edged with No. 3 Perle in light blue.

Ch. 5, join.

1st R. * ch. 3, 2 t., ch. 3, 3 t. under 5 ch., ch. 6, tn.

2nd R. 3 t., ch. 3, 3 t. under 3 ch., ch. 5, tn.

3rd R. 3 t., ch. 3, 3 t. under 3 ch., ch. 2, 3 t. under 5 ch., ch. 5, tn.

4th R. 3 t. under 2 ch., ch. 2, 3 t., 3 ch., 3 t. under 3 ch., ch. 5, tn.

5th R. 3 t., ch. 3, 3 t. under 3 ch., ch. 2, 3 t. under 2 ch., ch. 2, 3 t. under 2 ch., ch. 6, tn.

6th R. 3 t. under 2 ch., ch. 2, 3 t. under 2 ch., ch. 2, 3 t., ch. 3, 3 t. under 3 ch., ch. 5, tn., rp. from *

No. 2125 Bath Towel

Crocheted in white and edged in pink No. 3 Perle.

Ch. 7, join.

1st R. ch. 3, 7 t. in 7 ch., ch. 6, tn.

2nd R. * sk. 2 t., 1 t. in next t., ch. 2, sk. 2, 1 t. in next ch., ch. 2, sk. 2 t., 1 t. in next t., ch. 3, 8 t. in last bar of 1st t., ch. 6, tn.


3rd R. sk. 2 t., 1 t. in next t., ch. 2, sk. 2 t., 1 t. in next t., sk. 2 t., 1 t. in next t., ch. 3, 8 t. in 3 ch., ch. 6, tn. rp. from *



No. 2123.

No. 2124.

No. 2125.



No. 2122.

No. 2126 Edging

Used for round center pieces and piano covers.

Ch. 12.

1st R. * 1 t. in 8 ch. from needle, ch. 3, 1 t. in same ch., 2 m., ch. 5, tn.

2nd R. * 1 t. in 2nd t., 6 t. in ch. 3, 1 t. in next t., 1 m., ch. 5, tn.


3rd R. 1 t. in 1st t., ch. 3, 1 t. in same st., 2 m., ch. 5, tn. rp. from * making 8 R. altogether.

9th R. ch. 5, 1 t. in 1st t., ch. 2, 1 t. in same st., 2 m., tn., make 7 t. under 5 ch., of foundation ch. 7, tn., sk. 1 t., 1 dc. in next t., rp. making 6 lp. of 7 ch., 2 m., 1 t. in t., 5 t. under m., 3 ch., 1 t. in next t., 1 m., ch. 5 tn.

11th R. 1 t. in 1st t., ch. 3, 1 t. in same st., 4 m., ch. 11, 1 sl. st. to 6th ch. from needle, ch. 5, 1 dc. in 1st 5 ch. of foundation, rp. making 6 lp., ch. 6, 1 dc. in 5 ch., of 6th R. of foundation ch. 6, tn.

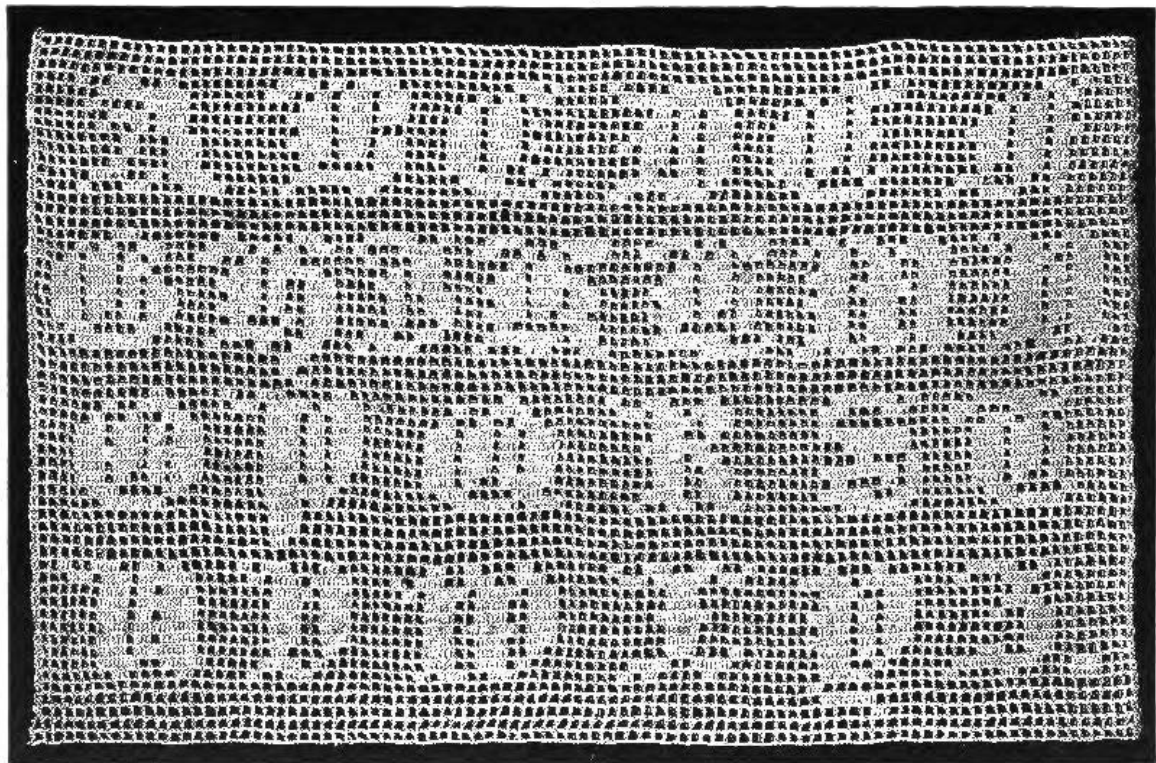
12th R. 3 7 ch., p. sl. st. to center of 5 ch., ch. 6, 3-7 ch. p. in center of next 5 ch. rp. in 6 lp., ch. 6, sk. 3 m., 1 t. in t., ch. 2, 1 t. in next t., 5 t. in 3 ch., 1 t. in next t., 5 t. in 3 ch., 1 t. in next t., ch. 2, 1 t. in last t., ch. 5, tn.

13th R. 1 m., ch. 3, 1 t. in same st., 2 m., ch. 5, 1 dc. in center of 2nd p., * ch. 11, sl. st. to 6th ch. from needle, ch. 5, 1 dc. in 2nd p., rp. from * twice



No. 2126.

making 2 more lp. in same p., ch. 5, rp. from 2nd * in 6 lp., ch. 5, 1 dc. in 5 ch. of 4th R., ch. 5, tn.
14th R. 3-5 ch., p. in 5 ch., lp., rp. 3-5 ch. p. in next 2 lp., ch. 5, 3-5 ch., p. in next 3 lp., rp. in 6 lp., ch. 6, 1 dc. in 2nd t., ch. 2, 1 t. in t., 5 t. in 3 ch., 1 t. in t., 1 m., rp. from 1st *.



No. 2127.

Crochet letters in towels, scarfs, etc., commencing at side. 2 ch. het. ea. m., counting 4 t. to 1 m., 7 t. to 2 m., 10 t. to 3 m., etc.