

Creative Commons 4.0 NC SA BY FREE DISTRIBUTION ONLY - NOT FOR SALE

FREE to YOU

**EVERYTHING YOU NEED TO
MAKE THIS CHARMING PLANTER**

when you join the famous
National Handcraft Society




**Imagine making beautiful
things like these—worth up
to \$4.98 each—for only \$1.00!**

You'll receive a package every month... and every package contains an exciting surprise—a Handcraft Kit with *everything* you need to make a charming and valuable keepsake. It may be a lovely apron, or a jewel box, or a perky Snack Hound whose nose lights up. It will always be something beautiful and different.

These Handcraft Kits are never sold in stores. They are exclusive creations available to Society members only. You'd expect to pay between \$2.98 and \$4.98 in a store for the lovely items you'll make—but the cost to you is just \$1. Yes, \$1 a month (plus 25¢ to defray postage, handling and insurance) is all you pay. And some months you'll receive extra free gifts, too!

Join right away and we will send you—absolutely free—an *extra* kit: the Coffee Mill Planter shown above... plus your first exciting monthly kit. Money back if you're not completely satisfied. Mail the coupon below NOW



Whimsical
Snack Hound

Bun-Bunk
for "cook
out" fun

Artistic
French Flower
Cart

Golden
Rainbow
Apron

Doodle-Do
Placemats

National Handcraft Society
A-18 Handcraft Building, Des Moines, Iowa 50304
 Yes, please enroll me as a club member for 6 months and send me the Coffee Mill Planter Kit as my free gift. I enclose \$1 (plus 25¢ for postage, handling and insurance) for my first Handcraft Kit, and I agree to send you this same amount each month. I understand that if my club payments do not reach you in time each month, I will receive my Kit C.O.D.
 I understand that you guarantee not to drop me from the list of members unless I notify you of my resignation. You will promptly return my \$1 fee for any Kit that does not satisfy me

Miss or Mrs. _____ PLEASE PRINT
 Street _____
 City _____ State _____ Zip _____

NH-12

The **WORKBASKET**
and HOME ARTS MAGAZINE
Number 4 • Volume 33 • January, 1968 388

25c





Dear Friend:

Will you join in on the Old Time Song and Poem Revival group now being formed?

It's FUN! You'll be delighted — often amused — always captivated (perhaps even wipe away a tear or two!) at some of these wonderful old time songs and ballads!

You'll have a chance to see and read at least 300 to 500 of the old time tunes, ballads, poems, etc. annually as they are published in our newest magazine, "Old Time Songs and Poems."

Each issue features not only poems and ballads but many old time songs complete with words and music! Often many rare and hard-to-find songs, too! As a subscriber you'll have a chance to help locate any old song or poem that you want. You'll learn about other readers' experiences and collections of old songs and poems. You'll be surprised at how our readers are eager and willing to help!

Many, many of these delightful old time songs and poems have not seen the light of day for years and years! You'll wonder how they could have been ignored and overlooked so long! You'll save and treasure each new issue!

Every other month a big, brand new issue — just loaded and chock full of delightful things. Scores of wonderful illustrations, too. This is the only one of its kind published — you won't find it for sale anywhere. Subscribe now and be sure of receiving every big issue as it is published!

Just \$2.00 buys a full year's subscription. And if you act NOW — you'll become a charter subscriber and receive the very first issue as it comes off the press! And please remember — your money back in full if the first issue that you receive doesn't please you in every way.

Won't you please join this new Old Time Songs and Poems group? We'll be watching for your subscription!



FREE with your first issue!
Booklet of Popular Old Time Songs with both words and music!

Sincerely,
OLD TIME SONGS & POEMS

J. D. Kuetter
Editor in Chief

Old Time Songs and Poems
P.O. Box 412WI, Danvers, Mass. 01923

I enclose \$2 for one year's subscription. Please send my FREE booklet of Popular Old Time Songs.

ZIP _____

Creative Commons 4.0 BY-NC-SA BY FREE DISTRIBUTION ONLY NOT FOR SALE



This form is adjusted to make a slim junior size.

Miracle Stretch Dress Form* makes dressmaking easy!

Just STRETCH and the form is you!

No matter what size you are—what type of figure you have—high bust or low, more separation or less, long waist or short, full hips or flat, wide shoulders or narrow—new Acme MIRACLE FORM S-T-R-E-T-C-H-E-S from the outside until your shape is duplicated line for line, curve for curve. Due to ingenious construction, in no time at all... less than a minute—you have your exact *double*—ready to work on.

ONLY \$495 brings it to you



The same form is adjusted to make a large woman's size.

(*patent pending)

Guarantee If you are not positively thrilled with the results, if you are not completely delighted and thoroughly satisfied with your new form, return it to us for an immediate refund.

Order today—enjoy!

"NO RISK" OFFER! USE MIRACLE STRETCH FREE FOR 30 DAYS!

Acme Dress Form Co., Dept. WB-62
380 Throop Ave., Brooklyn, N.Y. 11221

Please rush my Acme MIRACLE S-T-R-E-T-C-H DRESS FORM! I enclose deposit of \$4.95 in check or money order. I understand that I may use for 30 full days—make as many outfits as I please! If I am not absolutely delighted, I may return form for full and immediate refund. Otherwise, I agree to pay \$4.00 for 5 months until full payment of \$24.95 is made. (We pay shipping charges.)

Name _____

Address _____

City _____ State _____ Zip _____

Check here for FREE illustrated booklet

Unbelievably simple—create your own perfect-fitting custom clothes! Sewing can be such fun. It saves you money, too. For surprisingly little, you can be *best dressed*, always in fashion with your own creations. We guarantee that no other dress form in the world can be adjusted with such speed, such ease, such accuracy as the new Acme Miracle S-T-R-E-T-C-H Dress Form. Why, it even gains or loses inches as you do! And now—you can also make your whole family's clothes—all on the same form. Truly amazing!

Comes completely assembled with colorful durable jersey cover! Miracle S-T-R-E-T-C-H comes ready for immediate use. Just take it out of the shipping carton! There are no gadgets to get in your way—no fumbling for screws—no guessing. Just S-T-R-E-T-C-H, and the form is you. It even locks automatically—and stays that way until you get ready to change it. Constructed to last a lifetime. Swivels completely around for fast viewing, lowers to half-size for easy storage.

Free 30-day home trial! Try the new Acme Miracle S-T-R-E-T-C-H Dress Form in your own home. Make a new dress, or alter an old one.

MARY IDA SULLIVAN
 Katherine Alexander

NUMBER 4
 VOLUME 33

Editor
 Assistant Editor

Poncho.....Spanish Style

(As Shown in Color on Front Cover)

Add a touch of Mexico with this easy-to-knit design. One size fits teen-agers and adults. Materials needed are 8 two-ounce skeins thick and thin yarn, a number 6 crochet hook and one pair size 13 knitting needles or size required to knit to gauge.

Abbreviations:

k (knit)	tog (together)
p (purl)	sl (slip)
st (stitch)	sc (single crochet)
psso (pass slipped stitch over)	

Gauge: 5 sts equal 2 inches
 7 rows equal 2 inches

First Half: For lower edge cast on 70 sts, slip marker on needle, cast on another 70 sts (140 sts).

Pattern—Row 1 (Right Side): K 1, sl 1, k 1, psso, work k 1, p 1 to 3 sts before marker, k 2 tog, p 1, slip marker, k 1, p 2 tog, work k 1, p 1 to last 3 sts, k 2 tog, p 1.

Row 2: K each st.
 Row 3: K 1, sl 1, k 1, psso, work p 1, k 1 to 3 sts before marker, p 2 tog, k 1, slip marker, p 1, k 2 tog, work p 1, k 1 to last 3 sts, p 2 tog, k 1.

Row 4: K each st.
 Repeat these 4 rows for pattern until 48 rows have been completed. Bind off.

Second Half: Work same as first half.

Finishing: Weave shoulder seams. Work 1 row sc around neck edge. Cut remaining yarn into 6-inch pieces, using thick part of yarn only for fringe. With right side facing and using crochet hook, pull cut ends of yarn up through every other st around lower edge and pass through loop to knot fringe. Poncho may be lined if desired.

DESIGNED BY DEE NICHOLSON

Beret and Mittens

Teen-agers will be charmed with this easy-to-knit set. Directions are given for medium size with changes in parentheses for large size. Materials needed are 4 ounces knitting worsted for main color, 1 ounce for contrasting color, one pair each sizes 5 and 7 knitting needles and a plastic button or ring 1¼ inches in diameter.

Abbreviations:

k (knit)	inc (increase)
p (purl)	dec (decrease)
st (stitch)	tog (together)
sl (slip)	MC (main color)
CC (contrasting color)	

Gauge: 5 sts equal 1 inch on size 7 needles

Beret: Using MC and size 7 needles, cast on 6 sts.

Row 1 and all uneven rows: P each st.

Row 2: K across, inc 1 st in every

st (12 sts).

Row 4: Repeat row 2 (24 sts).

Row 6: * Inc 1 st in first st, k 1, repeat from * across (36 sts).

Row 8: * Inc 1 st in first st, k 2, repeat from * across (48 sts).

Row 10: * Inc 1 st in first st, k 3, repeat from * across (60 sts).

Continue to inc 12 sts every k row, having 1 st more between incs on successive inc rows until 120 (132) sts are on needle. Work even in stockinette st for 3 (3¼) inches, ending with a p row.

To Dec—Row 1: * K 2 tog, k 8 (9), repeat from * across.

Row 2: P each st.

Row 3: * K 2 tog, k 7 (8), repeat from * across.

Row 4: Repeat row 2.

For large size ONLY: * K 2 tog,

(Continued on Page 6)

NEEDLEWORK

• TO CROCHET

Flower Decked Pillow 8
 Dew Drop Edge 8
 Textured Crochet Cardigan 49

• TO KNIT

Poncho . . . Spanish Style 5
 Beret and Mittens 5
 Toddler's Ensemble in Knit 12
 Heart and Cross Centerpiece
 Doily 14
 "Hello" Sweater 54

• TO TAT

Edge 63

MANUSCRIPTS

Painted Grapes
 Freda Brummett 56

MISCELLANEOUS

Pink Elephant 10

DEPARTMENTS

Women Who Make Cents 24

• FOODS

Diet Delights 26
 With the Cooks 32

• GARDEN

Flower and Garden Forum 34
 Sansevieria Hahnii
 Gladys Reed Robinson 36
 Tibouchina Semidecandra 38
 Billbergia Nutans 40
 The Meyer Lemon Tree
 Viola B. Wilson 42
 Pink Charm Begonia 43
 Winter Arrangements
 Donna Core 44

• BASKET OF BOOKS

47

ADVERTISING OFFICES

ARTHUR W. STOCKDALE, Advertising Director
 KANSAS CITY, MO. 64111 — Ray Turpin, Adv. Mgr., 4251 Pennsylvania (Area Code 816) Jefferson 1-5730

BRANCH AND SALES OFFICES

ATLANTA, GEORGIA 30305 — Kenneth R. Gurley, 3009 Lookout Place N.E. (Area Code 404) 261-2150
 CHICAGO, ILLINOIS 60603 — Arthur W. Stockdale, Adv. Dir., 116 South Michigan Avenue (Area Code 312) 726-7012
 LOS ANGELES, CALIF. 90005 — Henry Eschen, 3142 Wilshire Boulevard (Area Code 213) DUnkirk 2-8391
 MINNEAPOLIS, MINN. 55402 — M. B. Bock, 309 Baker Building (Area Code 612) FEderal 6-5357
 NEW YORK, N. Y. 10017 — Dick Hesselbee, 50 East 42nd Street (Area Code 212) OXford 7-7990
 SAN FRANCISCO, CALIF. 94104 — Al Pierce, 57 Post Street (Area Code 415) SUTter 1-7440

• The WORKBASKET is published monthly by Modern Handcraft, Inc., 4251 Pennsylvania, Kansas City, Missouri 64111. Second-Class postage at Kansas City, Missouri and at additional mailing offices. Printed in U.S.A. Copyright Modern Handcraft, Inc., 1967. Annual subscription rates: U.S.A. and Possessions, \$1.50; Canada, \$2.00. When changing address, give old and new address, with zip code, if any, and allow six weeks for change to become effective. Include address label from last issue received, or code numbers from label. Manuscripts must be accompanied by return postage. Publisher assumes no responsibility for return of unsolicited material.

POSTMASTER: Send form 3579 to The WORKBASKET, 4251 Pennsylvania, Kansas City, Missouri 64111.

Member of: Audit Bureau of Circulations



Knit Beret and Mittens

(Continued from Page 5)

k 7, repeat from * across. P 1 row.

Change to number 5 needles and k 1 row, p 1 row. Drop MC, join CC and k 21, sl 3 sts, (carry CC loosely behind work), repeat from * across.

Next Row: * Sl 3 sts, p 21, repeat from * across.

Drop CC, join MC and work in stockinette st for 3 rows, ending with k row. K next row for turning ridge. Work in stockinette st for 6 more rows. Bind off.



Finishing: Sew back seam. Turn back facing on turning ridge and hem to wrong side.

Button: Using CC and number 5 needles, cast on 12 sts. Work stockinette st for 14 rows. Bind off. Thread tapestry needle with a strand of CC and run through st loops around entire piece. Draw sts tightly together over plastic button or ring and fasten off. Sew button to top center of beret.

Tassel: Cut 6 strands of CC about 6 inches long. Tie together at one end. Braid strands to within 1 inch of end. Tie a knot. Trim end to 3/4-inch length for tassel. Tuck opposite end of braid under slipped MC sts on beret as shown.

Mittens (Make 2): Using MC and number 5 needles, cast on 32 (36) sts. Work in k 1, p 1 ribbing for

3 inches.

Change to number 7 needles and work 2 rows in stockinette st. Drop MC, join CC and * k 7 (9) sts, sl 3, repeat from * across.

Next Row: * Sl 3, p 7 (9), repeat from * across.

Drop CC, join MC and work 3 rows in stockinette st.

Thumb Gusset—Row 1: K 15 (17), inc 1 st in next 2 sts, k across row.

Row 2 and all even rows: P each st.

Row 3: K 15 (17), inc 1 st in next st, k 2, inc 1 st in next st, k across row.

Continue incs until there are 10 sts between incs.

Thumb: K 16 (18), place on st holder. K next 12 sts for thumb, place remaining sts on second holder. Work even in stockinette st on 12 thumb sts for 11 (13) rows.

Dec tip as follows—Row 1: (K 2 tog) 6 times.

Row 2: (P 2 tog) 3 times.

Draw remaining sts together and fasten off. Place sts from first holder onto needle, join yarn, place sts from second holder on lefthand needle and k them. Work in stockinette st for 3 1/2 (4) inches. Drop MC, join in CC.

Tip Dec—Row 1: * K 3, k 2 tog, repeat from * across row, end k 2 (k 1).

Row 2 and all even rows: P each st.

Row 3: * K 2, k 2 tog, repeat from * across row, end k 1 (k 2 tog).

Row 5: * K 1, k 2 tog, repeat from * across row, end k 2 tog (k 1).

Row 6: P 2 tog across row (end p 1).

Fasten off, leaving 12-inch length. Draw remaining sts together and fasten off. Sew side seams. Make 2 braid tassels same as on beret and sew to mittens as shown.

www.antiquepatternlibrary.org 2019.05

Artex International Unique Home Parties

Presents Treasures from a Tube



With Artex "Roll-on" Paints, you can create beautiful, useful decorations that you and your friends will treasure for years to come. Artex liquid paints are available in forty-one vibrant colors and can be used for painting linen, plastic, wood, glass... nearly any surface. After attending a free demonstration and using our easy to follow instructions, anyone can decorate with Artex, it's as simple as the touch of a tube.

Artex liquid paints are fully Guaranteed, completely dry-cleanable, and lead free. Children and adults can use them without fear of harmful effects.

A treasure chest of modern designs is waiting for you in our entirely new 1968 catalog. Sixty-eight colorful pages, jam-packed with over 400 exciting ideas for your year-round enjoyment.



FUN & EASY!

YOU HOLD THE KEY TO HIDDEN TREASURES . . .



The treasure is the money you can earn as an Artex Instructor. You can become a self employed instructor, working in your leisure hours, earning more money than you ever thought possible.

Fill in and mail to: Artex Hobby Products, Inc. Drawer W-B, Lima, Ohio 45802

NAME _____		
ADDRESS _____		PHONE _____
CITY _____	STATE _____	ZIP _____
<input type="checkbox"/> I would like to learn more about Artex <input type="checkbox"/> I would like to have a party <input type="checkbox"/> I would like information on becoming an instructor		

Flower Decked Pillow

Need an attractive accent pillow—then make this crochet pillow decorated with embroidered flowers. You will need three (70 yard) skeins green of American Thread Company "Aunt Lydia's" Heavy Rug Yarn and two (70 yard) skeins gold, aluminum crochet hook size H, kapok or shredded foam rubber for filling and one-half yard lining.

Abbreviations:

ch (chain) sc (single crochet)
 st (stitch)

Gauge: 3 sts equal 1 inch

Pillow—Make 2: With green ch 46, sc in second st from hook and in each remaining st of ch, ch 1 to turn all rows.

Next 7 Rows: Sc in each sc, cut green. Working in sc, work as follows: * 8 rows gold, 8 rows green, repeat from * once, cut yarn.

Embroidery: With single strand of yarn, embroider flowers in lazy daisy st, working green over gold and gold over green. Start first flower of lower row of flowers in 7th sc of row 1 of gold stripe, next



in 23rd sc and next in 39th sc of same row. Start first flower of second row of flowers in 15th sc of row 1 of next green stripe and next flower in 31st sc of same row.

Work 2 more rows of flowers as illustrated.

Lining: Cut lining, allowing about 1/2 inch on each side for seams. Sew 3 sides. Fill with kapok. Sew opening closed.

Finishing: Sew 3 sides of pillow. Insert lining and sew opening closed.

Cord: Using a strand of each color, work a chain long enough to fit around entire edge of pillow, cut yarn. Having wrong side of chain toward you, sew chain to edge of pillow.

Dew Drop Edge

Here is a simple, easy-to-make edging. Width may be varied by using a finer or coarser thread. Number 30 crochet cotton is suggested and a size 9 or 10 steel crochet hook.

Abbreviations:

ch (chain) sc (single crochet)
sl st (slip stitch) lp (loop)
 p (picot)

Ch 8, sl st in first ch st to form a ring. * Make 16 sc in ring, sl st into first sc, turn. Ch 8, sl st in 8th sc, ch 8, sl st in same sc with sl st, turn. (6 sc, ch 4, sl st in last sc for a p, 6 sc) over next ch 8 lp. Ch 5, sl st in last sc, ch 7, sl st in same sc, ch 5, sl st in same sc, (6 sc, ch 4, p, 6



sc) over next ch 8 lp, sl st in sl st at top of ring. Ch 18, sl st in 8th ch st from hook to form ring. Repeat from * for length desired, joining side p of dew drops in this manner: ch 2, sl st in adjacent side p, ch 2 and complete as before.

After completing length desired, you may work 10 sc over each lp at top and sl st in top of each dew drop for a wider lp across top.

An amazing offer from CAPITOL RECORD CLUB

THE WORLD OF COUNTRY MUSIC
24 TOP HITS ON 2 GREAT LONG-PLAY RECORDS

BUCK OWENS - MY HEART SKIPS A BEAT · SONNY JAMES - THE MINUTE YOU'RE GONE
ROY CLARK - THE TIP OF MY FINGERS · FERLIN HUSKY - TIMBER, I'M FALLING
JEAN SHEPARD - SECOND FIDDLE · HANK THOMPSON - THE BLACKBOARD OF MY HEART
WANDA JACKSON - MY BABY'S GONE · CHARLIE LOUVIN - I DON'T LOVE YOU ANYMORE
TEX RITTER - I DREAMED OF A HILL-BILLY HEAVEN · ROSE MADDOX - TIA LISA LYNN
FARON YOUNG - HELLO WALLS · GLEN CAMPBELL - SUMMER, WINTER, SPRING, AND FALL
RED JOHNSON - THERE'S A GRAND OLE OPRY SHOW PLAYING SOMEWHERE
WYNN STEWART - HALF OF THIS, HALF OF THAT · BOBBY DURHAM - MY PAST IS PRESENT
TOMMY COLLINS - ALL OF THE MONKEYS AIN'T IN THE ZOO
LEON McAULIFFE - I DON'T LOVE NOBODY · IRA LOUVIN - YODEL, SWEET MOLLY
MERLE TRAVIS - SWEET TEMPTATION · WALTER HENSLEY - KICKIN' MULE
MARY TAYLOR - HE BELIEVES ME · RAY PILLOW - TAKE YOUR HANDS OFF MY HEART
NEAL MERRITT - YOUR NAME'S BECOME A HOUSEHOLD WORD
MAC WISEMAN - WHEN THE MOON COMES OVER THE MOUNTAIN



This 2-Record Album for \$1

if you join the Club now and agree to buy any two records at the regular Club price in the next 2 months

24 COUNTRY AND WESTERN HITS BY 24 FAVORITE SINGERS!



What a round-up of hits! What a jamboree of stars! Here are 24 of America's top country artists singing 24 of their most famous songs. All yours for the nominal enrollment charge of ONE DOLLAR—to introduce you to the benefits of membership in Capitol Record Club's big new Country Music Division.

Here's your chance to renew acquaintance with old favorites...make exciting new discoveries.

Just mail the coupon at right with a check or money order (no cash) for \$1.45 complete, which includes postage and handling. Capitol will mail you The World of Country Music, a beautiful two-record album, along with your first copy of the Club's monthly magazine, KEYNOTES. The magazine announces the Club's Country selection of the month picked by Country Music experts. If you want the selection, it will be sent to you automatically with a bill for the Club price, plus a small shipping charge. No extra charge for stereo. Otherwise, you can pick any of hundreds of other albums—including not only Country and Western albums but also other popular vocalists and singing groups, music for easy listening and dancing, jazz, Broadway and Hollywood hits, concert favorites—if you prefer one of them to your selection of the month. You never have to buy a record you don't really want.

After you buy the two records called for in this trial membership, you may continue as a member, if you wish, and get valuable bonus certificates entitling you to free albums—at least one for every two you buy. No wonder so many people are turning to the Capitol Record Club. To join them, fill out and mail coupon now.

Country Music Division
CAPITOL RECORD CLUB
Hollywood & Vine
Hollywood, California 90028

Please accept me as a trial member of the Capitol Record Club and send me the two-record album WORLD OF COUNTRY MUSIC. I enclose a check or money order (not cash) for \$1.45, which includes enrollment charge, shipping and handling. I agree to buy two more albums at the regular Club price plus shipping within the next two months.

Send all my records in: Stereo Regular

PRINT NAME

RFD OR ADDRESS

CITY

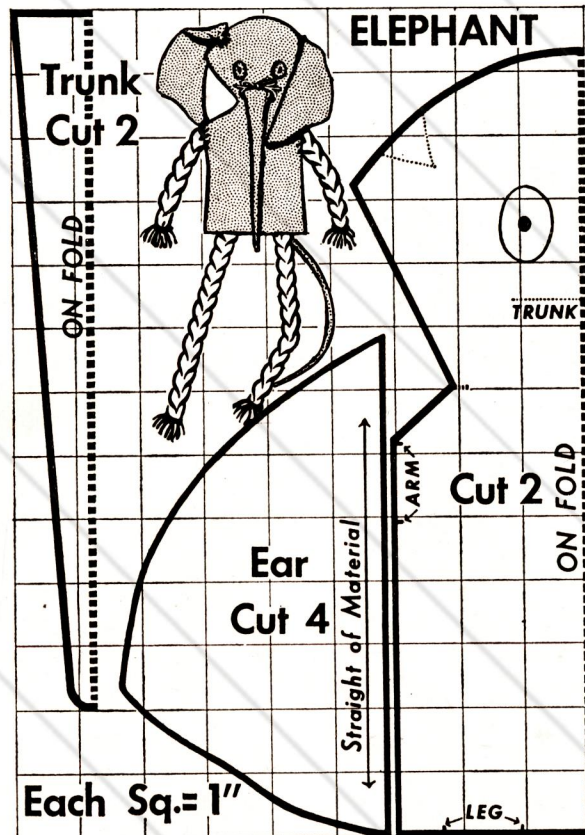
STATE ZIP IF KNOWN

TELEPHONE NO.

DUQP DUQB

Pink Elephant

This little elephant with a long trunk would be just what young children would love to drag around after them. To make this stuffed toy you will need ½ yard of 36-inch cotton material, 1 skein cotton rug yarn, black embroidery floss for eyes and cotton for stuffing.



To enlarge pattern: Mark off and draw on paper the number of 1 inch squares indicated in diagram. Draw in lines of animal crossing lines of squares at approximately same place as indicated in diagram. Cut out pattern.

Pin pattern to double thickness of material. Cut on pattern lines.

With right sides together, stitch front and back together using ¼ inch seams. Leave open at places indicated for arms, legs and center space between legs for stuffing. Clip at neckline and across top of head

as necessary to form smooth seam when turned. Turn right side out. Embroider eyes in black.

With right sides together, stitch ears (¼ inch seam), leaving opening long enough to allow ears to be turned right side out. Turn. Press. With right sides together, stitch trunk (¼ inch seam). Turn. Stuff trunk, sew in place at front of head as indicated using very small stitches. After ears have been pressed, whipstitch in place at top of head as indicated by dotted line forming a "V".

Stuff body leaving openings for arms and legs. Whipstitch to close center opening between legs.

Open skein of rug yarn to point where skein is tied. Pull entire skein to full length (about 24 inches) from tied point to opposite end. Measure 10 inches from tied point on skein. Cut through entire skein at this 10-inch measurement. This gives two groups of yarn—one 20 inches long and one 28 inches long. Divide these two groups of yarn into 4 groups of equal number of strands. Fold these 4 groups of yarn in half, tie in center and braid to form 2 arms from short length and 2 legs from longer length. Tie with yarn about 2 inches from end.

Place arms and legs in place as indicated and fasten securely with tiny stitches at front and back.

Cut a tailpiece from matching material 1¼ x 14 inches. With right sides together, stitch ¼ inch seam. Turn, stuff and sew to lower center back.

Tie yarn in a bow around trunk. Tie matching bows at wrists and ankles if desired.

THROUGHOUT AMERICA WOMEN ARE REPORTING

Amazing Gains on their Bustlines


by using the

FABULOUS Mark Eden Developer

Mrs. Betty Perry of Topeka, Kansas says: "THANKS TO MARK EDEN I HAVE GAINED OVER 3 INCHES ON MY BUSTLINE AND HAVE GONE FROM 34" TO A FULL 37½" IN JUST 8 WEEKS"



Betty Perry of Topeka, Kansas, before her Mark Eden Course. BUST: 34"



Betty Perry after following her Mark Eden Course for just 8 weeks. BUST: 37½"

NOW READ WHAT OTHER WOMEN HAVE TO SAY ABOUT THE MARK EDEN DEVELOPER:

Mrs. Margie Davis, Macon, Ga.: "I am so pleased with myself and my developer and so is my husband. I went from a 32A to a 36B."

Mrs. Marjorie Landry, Mathers, Penn.: "After having three children my bust was a small and flabby 34B and now after only 8 weeks of using the Mark Eden Developer my bust is a round and firm 36D."

Mrs. Myralin Collins, Grand Prairie, Texas: "I can hardly believe my own results. I have increased my bust from a 34B to a 36D in just 30 days with the Mark Eden Developer."

Mrs. James Foster, San Francisco, Calif.: "I have been flat chested all my life. I had tried, without success, many creams, lotions, etc. When I started with my Mark Eden program I only measured 31 inches. Now I have added over 3 inches to my bustline and measure a full 34½."

WHAT IS THE MARK EDEN METHOD? The Mark Eden Method is not a cream, not an artificial stimulator. It is an exerciser that employs special techniques, safely and effectively, with hundreds of women throughout America reporting remarkable results in enlarging, shaping, and firming the bustline.

THE PRICE OF ONLY \$9.95 IS COMPLETE. You receive the Mark Eden Developer backed by the Mark Eden MONEY BACK GUARANTEE. You get a complete course of instructions in the use of this developer illustrated by photos of June Wilkinson, "The girl with the world's loveliest bustline," showing the exact program she personally recommends.

THE MARK EDEN EXCLUSIVE GUARANTEE OF SATISFACTION. The degree of effectiveness of the Mark Eden Developer turns in part upon physical factors which vary among individuals. If the Mark Eden Developer does not produce for you the results which have delighted so many of our customers, this guarantee is your protection: If after using the Mark Eden Bustline Developer and Course for only two weeks, you do not see a significant difference in your bustline development, simply return the developer and the course to Mark Eden and your money will be promptly refunded.

Mail in your coupon today and discover what the fabulous Mark Eden Method can do for you. © MARK EDEN 1967



JUNE WILKINSON famous star of stage and screen — the girl with the world's loveliest bustline — says: "The Mark Eden Method offers new hope to the girl who wants a fuller, shapelier bustline."

Mark Eden P. O. Box 7843, Dept. WB-29 San Francisco, Calif. 94119

Please send me my Mark Eden Developer and Guaranteed Bustline Contouring course illustrated by June Wilkinson. I understand that this course is complete and that there will be nothing else to buy, and that if I do not see satisfactory results in bustline development within two weeks, I can return everything to Mark Eden and receive my money back.

For the above complete course and Bust Developer I enclose \$9.95: Cash Check Money Order (No C.O.D.'s accepted) — Shipped in plain wrapper.

Name _____

Address _____

City _____ State _____

Zip Code _____

Creative Commons 4.0 NC SA BY FREE DISTRIBUTION ONLY - NOT FOR SALE
Toddler's Ensemble in Knit

This adorable set consists of sweater, hat and mittens. The original model was made in two colors but one color would also be attractive. Directions are given for size 2 with changes in parentheses for size 4. You will need 6 ounces wool and Shetland wool for main color, 2 ounces for contrasting color, one pair each sizes 3 and 5 knitting needles and a number 3 steel crochet hook.



Abbreviations:

k (knit)	ch (chain)
p (purl)	sc (single crochet)
st (stitch)	tog (together)
sl (slip)	MC (main color)
inc (increase)	CC (contrasting color)
dec (decrease)	hdc (half double crochet)
pssso (pass slipped stitch over)	

Gauge: 11 sts equal 2 inches on size 5 needles

NOTE: When changing colors twist unused yarn around working yarn together to prevent hole.

Pattern Stripe—Row 1: Using CC, k each st.

Row 2: Using CC, p each st.

Row 3: K 1 CC, join MC, * k 1

MC, k 1 CC, repeat from * across, end k 1 MC.

Row 4: * P 1 MC, p 1 CC, repeat from * across row.

Repeat rows 3 and 4 twice. Repeat rows 1 and 2. These 10 rows form pattern stripe.

Sweater—Back: Using MC and number 3 needles, cast on 66 (72) sts. Work in k 2, p 2 ribbing for 2 (2½) inches.

Change to number 5 needles and work stockinette st until piece measures 3¾ (4¼) inches. Work 10 rows of pattern stripe. Using MC, work stockinette st until entire piece measures 7½ (9) inches.

Raglan Shaping: Bind off 5 sts at beginning of each of next 2 rows. Work 10 rows in pattern stripe and at the same time, keeping continuity of pattern, dec 1 st each end of needle every other row at arm-hole edge as follows: K 2, sl 1, k 1, pssso, k to within 4 sts of end, k 2 tog, k 2. When pattern stripe is completed, drop CC, join MC and work in stockinette st, continuing to dec until 24 sts remain.

Neck Ribbing: Change to number 3 needles and work in k 2, p 2 ribbing, inc 4 sts evenly spaced across first row for 4½ (5) inches. Bind off loosely in ribbing.

Front: Work same as back omitting neck ribbing. Place remaining sts on holder.

Sleeves: Using MC and number 3 needles, cast on 40 (44) sts. Work in k 2, p 2 ribbing for 2 (2½) inches. Change to number 5 needles and work stockinette st, inc 1 st at beginning and end of needle every other row 4 (5) times. When piece measures 5¼ (6¼) inches, work pattern stripe. Then work MC in stockinette st until entire piece measures 9 (11) inches, ending on

wrong side. Bind off 5 sts at beginning of each of next 2 rows. Work raglan dec and pattern stripe as on back until 6 sts remain. Place these sts on holder.

Neck Ribbing: Using number 3 needles, holding wrong side of sleeve and front pieces towards you, take up sts of one sleeve, front and second sleeve. Work in k 2, p 2 ribbing (inc 4 sts evenly spaced across front) as for back.

Finishing: Sew seams, matching stripes. Sew in sleeves, matching raglan shaping and stripe. Sew side edges of neck ribbing. With CC, ch 35, turn and work sc in each st of ch. Fasten off. Make tassel using 2 colors and attach to end of chain. Fasten other end of ch to inside neck edge of collar as illustrated.

Hat: Using MC and number 5 needles, cast on 8 sts. P 1 row. Work as follows—Row 1: K each st, inc 1 st in each st (16 sts).

Row 2 and all even rows: P each st.

Row 3: * K 1, inc 1 st in next st, repeat from * across (24 sts).

Row 5: * K 2, inc 1 st in next st, repeat from * across (32 sts).


Continue to inc 8 sts every other row having 1 st more before inc until there are 96 (112) sts, ending with a p row. Work 4 rows even. Work pattern stripe. Work stockinette st in MC for 4 rows.

Change to number 3 needles and work k 2, p 2 ribbing for 4½ (6) inches. Sew back seam of cap. Roll up lower edge. Using CC, ch 45. Work an sc in each st of ch. Fasten off. Make tassel using 2 colors of yarn and fasten to one end of ch. Sew other end of ch to center top of hat.

Mittens: Using MC and number 3 needles, cast on 28 sts. Work k 2, p 2 ribbing for 2 inches. Change to

(Continued on Page 14)

Helen's a clever dummy she brought her Morning Glaze quilting



They're talking about you — and with reason. You don't waste time. You're energetic, creative and resourceful. You are making your own Morning Glaze quilt, an object of beauty and value — and enjoying yourself in the process. One of these days they'll join you at quilting — and take a break for bridge. You choose Morning Glaze quilt filling because it's snow-white, easy to handle, easy to sew, zephyr light, extra warm, and trimmed to exact quilt size, 81"x96". Wise choice.

MORNING GLORY...the extra special comforter filling...luxuriously "Layer-Bilt" for maximum warmth with minimum weight. Dazzling white, soft, fluffy. Comforter size, 72"x90". Choice of thickness.

Making quilts, comforters, stuffed toys, etc., is easier and more fun with

BARBARA TAYLOR'S NEW BOOK



Contains 28 colorful quilt designs, cutting charts with easy-to-follow directions as well as helpful hints on quilts, comforters and stuffed toys. Features original quilt designs with new treatment of old time favorites, juvenile patterns, etc. A MUST for beginners — a big help to experts. Only 50c postpaid, plus — at no extra cost, 6 additional new quilt designs — at your dealers or direct from the factory. Address Dept. W-1, Taylor Bedding Mfg. Co., Taylor, Texas, since 1903.

NAME:
 ADDRESS:
 CITY: STATE: ZIP:

Toddler's Mitt Ensemble

(Continued from Page 13)

number 5 needles and work 2 rows in stockinette st.

Thumb Gusset—Row 1: K 13, inc 1 st in each of next 2 sts, k 13.

Row 2 and all even rows: P each st.

Row 3: K 13, inc 1 st in next st, k 2, inc 1 st in next st, k 13.

Row 5: K 13, inc 1 st in next st, k 4, inc 1 st in next st, k 13.

Continue inc in this manner having 2 more sts between inc every other row until there are 6 (8) sts between inc sts. P 1 row after last inc row.

Next Row: K 14 and place these sts on holder, k 8 (10) sts for thumb. Place remaining sts on second holder. Work thumb sts in stockinette st for 7 (9) rows.

Next Row: K 2 tog across.

Next Row: P 2 tog, p 1, p 2 tog (p 2 tog across row). Fasten off yarn, leaving a 5-inch length. Thread tapestry needle and draw tightly through remaining sts and fasten on wrong side. Sew thumb

seam. Take sts from first holder and put back on needle, tie in MC and k sts from second holder. Fasten off MC, join CC and p 1 row. Work rows 3 and 4 of pattern stripe. K 1 row CC. Fasten off CC, join MC and work stockinette st until piece measures 3 (3¼) inches from last row of ribbing.

Tip Dec—Row 1: * K 3, k 2 tog, repeat from * across row.

Rows 2 and 4: P each st.

Row 3: * K 2, k 2 tog, repeat from * across, end k 3.

Row 5: * K 1, k 2 tog, repeat from * across row.

Row 6: P 2 tog across row. Fasten off yarn leaving a 10-inch length. Thread tapestry needle and draw through remaining sts. Draw tight and fasten on wrong side. Sew mitten seam.

Finishing: Ch 35 sts using CC. Work 1 hdc in each sc of ch. Fasten off. Make small tassel and attach to one end of ch. Sew other end to inside of side seam of cuff as illustrated.

Heart and Cross Centerpiece

This centerpiece measures approximately 22 inches in diameter when made of size 30 crochet cotton. It is made in sections, then joined, which makes it a little easier to handle and there is less danger of dropping stitches. You will need three 250-yard balls of crochet cotton in white or ecru, 2 double pointed steel knitting needles size 1 and a knitter's hook or a crochet hook may be used but is not as convenient.

Abbreviations:

- k (knit) st (stitch)
- p (purl) O (yarn over)
- tog (together) sl (slip)
- sl st (slip stitch)

Center—Wedge: Cast on 48 sts loosely.

Row 1: K 2, O twice, p 2 tog, k 3, O twice, k 2 tog, k 1, O twice, k 2 tog, k 36.

Row 2: K 12, (O twice, k 2 tog) 9 times, to form staff of cross, k 14, being sure to k only 1 st of O twice and allow second st to drop from needle, O twice, p 2 tog, k 2. All O twice are always worked in same manner unless other directions are given.

Row 3: K 2, O twice, p 2 tog, k 4, O twice, k 2 tog, k 1, O twice, k 2 tog, k 33, leave 2 sts on needle,

(Continued on Page 20)

STOP!
Don't
throw
away those
Christmas
Cards!



Turn them into "priceless" gifts and crafts like these decorator lampshades!

Get directions for Lampshades plus loads of equally exciting ideas in January issue! Hurry! Subscribe Now!

Pack-O-Fun


Pack-O-Fun is the only craft magazine for women who like to turn odds and ends into priceless gifts. Things like these beautiful decorator lampshades made from plastic baskets, the grillwork of a furnace filter and Christmas Cards. Each January, Pack-O-Fun always offers a host of equally clever ideas for turning colorful Christmas cards into fresh and charming baskets, favors, picture frames, decorations and such. In fact, all 10 issues show how to transform all kinds of odds and ends (things like plastic bottles, spools, newspapers, milk cartons, etc.) into clever and worthwhile gifts, toys, games, bazaar items, knickknacks, place cards, household items, and decorations — plus skits and stunts. Created especially for Mothers, Hobbycrafters, Church Workers, Teachers and Leaders of Children's Groups, Pack-O-Fun is a wonderful way to turn empty hours into fun and profit. Mail your subscription today to: Pack-O-Fun, 14 Main Street, Park Ridge, Illinois 60068.

Money-back guarantee, of course.



FREE New 32-Page Bonus Book of **100 MORE CHRISTMAS CARD IDEAS**

If you subscribe now to Pack-O-Fun . . . 1-Yr. Only **\$4**



PACK-O-FUN, Dept. 418
 Park Ridge, Illinois 60068
 Payment enclosed for subscription:
 \$6 for 2-Years (Save \$2)
 \$4 for 1-Year (10 issues).
 Also send Free Bonus Book under separate cover.

Name _____
 Address _____
 City, State, Zip _____

50
 Valentines
 yours
 for
 only 25¢

USE COUPON CARD OPPOSITE ▶▶

Valentines at 2 for only a penny! Big assortment of 50 includes Deluxe 15c cards . . . plenty of cards for the kids . . . enough Valentines for the whole family to give. With the valuable coupon card attached, you'll receive all 50 for only 25c. We make this offer to introduce you to our easy way for making plenty of extra cash in your spare time.

Now YOU Can EARN EXTRA MONEY EASILY

Showing Friends Fabulous New Greeting Card Bargains
 See how fast our new Special-Occasion Greeting Cards make money for you. Newest Easter Cards, Mother's and Father's Day Greetings, All-Occasion Assortments, Secret Pal, Kiddie Cards, fast-selling Gifts and Personal Stationery. Just SHOW the beautiful Sample Assortments we send along on free trial. Friends need them all year and snap up these bargains. You make up to \$1.00 on every box they order. This quickly adds up to big money for you.

Mail Card NOW — No Money or Stamp Needed

With your Valentine Special, you'll receive FREE Color Catalog, Stationery Samples, simple Money-Making Guide, and our best-selling Card Assortments on approval. If not delighted, return kit at our expense. The 50 Valentines are yours to keep for only 25c. Send card for this Introductory Offer today.

MIDWEST CARD COMPANY

1113 Washington Ave., Dept. 800-V, St. Louis, Mo. 63101

HURRY! If late for Valentines, check coupon to get Deluxe All-Occasion Assortment. ▶

ORGANIZATIONS: Fill in space on card for Special Fund-Raising Plan.

50
 Valentines
 for
 only 25¢

Be in time for Valentine's Day

Send Postcard Now
 for Giant value

Family VALENTINE Assortment yours for only 25¢

JUST SEND CARD BELOW . . . TODAY!

SEND NO MONEY NOW

DETACH AND MAIL AT ONCE

NO STAMP NEEDED

FIRST CLASS
 Permit No. 2661
 ST. LOUIS, MO.

BUSINESS REPLY MAIL
 NO POSTAGE STAMP NECESSARY IF MAILED IN THE UNITED STATES

Postage Will Be Paid By—

Midwest CARD COMPANY
 1113 Washington Ave.
 St. Louis, Mo. 63101

Dept. 800-V

Sizes 12 1/2-22 1/2. Size 10 1/2 takes 3/4 yards cotton fabric.

Send FIFTY CENTS (in coin) for each pattern to:

WORKBASKET PATTERNS, Box 151, Old Chelsea Station, New York, N. Y. 10011

Add fifteen cents for each pattern for first class mailing

Send FIFTY CENTS in coin for new Spring-Summer Pattern Catalog

50

Fill Out and Mail Postcard

Below for Big *Family Assortment of* 50 Valentines
 a Giant value for only 25¢

TAKE ADVANTAGE OF THIS OFFER TODAY

THIS COUPON IS GOOD FOR:

50 Valentines for only 25¢

Plus Money-Making Greeting Card Samples

MIDWEST CARD COMPANY, Dept. 800-V
 1113 Washington Ave., St. Louis, Mo. 63101

Please send me your Introductory Offer of 50 Valentines for only 25c to be billed to me later. Include samples of your newest, most popular Card Assortments on approval in kit of spare-time money making ideas.

Check here if you want our Deluxe All-Occasion Greeting Card Assortment for 25c instead of the Valentines (One offer to a family)

Check here if you are mailing 25c with this postcard in a stamped envelope so we won't bill you for the 25c later.

Name _____

Address _____

City _____ State _____ ZIP _____

For Special Fund-Raising Plan, give name of your organization: _____

SEND NO MONEY NOW

DETACH AND MAIL AT ONCE

NO STAMP NEEDED

HURRY! Don't miss our Deluxe All-Occasion Assortment.

ORGANIZATIONS: Fill in space on card for Special Fund-Raising Plan.



4765
 12½-22½



9156 10-18



9301
 12½-22½

4765—Angle-seaming gives smooth fit at midriff; side pleats assure walking ease. Note flattering band neckline, tab-button detail. Half Sizes 12½-22½. Size 16½ takes 2¼ yards 45-inch fabric.

9156—Sleek and simple. Sunburst of tucks light up the neat cuff collar. A quiet fashion that whispers good taste. Misses' Sizes 10-18. Size 14 takes 2½ yards 45-inch fabric.

9301—Scallops and buttons accent the graceful panel. A perfect choice for the shorter, fuller figure. Half Sizes 12½-22½. Size 16½ takes 3¼ yards 35-inch fabric.

Send FIFTY CENTS (in coin) for each pattern to:

WORKBASKET PATTERNS, Box 151, Old Chelsea Station, New York, N. Y. 10011

Add fifteen cents for each pattern for first class mailing

Send FIFTY CENTS in coin for new Spring-Summer Pattern Catalog

Knit Doily

(Continued from Page 14)

turn.

Row 4: Sl 1 st, k 41, O twice, p 2 tog, k 2.

Row 5: K 2, O twice, p 2 tog, k 5, O twice, k 2 tog, k 1, O twice, k 2 tog, k 30, leave 4 sts on needle, turn.

Row 6: Sl 1 st, k 39, O twice, p 2 tog, k 2.

Row 7: K 2, O twice, p 2 tog, k 6, O twice, k 2 tog, k 1, O twice, k 2 tog, k 27, leave 6 sts, turn.

Row 8: Sl 1 st, k 18, O twice, k 2 tog (starting cross bar), k 17, O twice, p 2 tog, k 2.

Row 9: K 2, O twice, p 2 tog, k 7, O twice, k 2 tog, k 1, O twice, k 2 tog, k 24, leave 8 sts, turn.

Row 10: Sl 1 st, k 35, O twice, p 2 tog, k 2.

Row 11: K 2, O twice, p 2 tog, k 8, O twice, k 2 tog, k 1, O twice, k 2 tog, k 21, leave 10 sts, turn.

Row 12: Sl 1 st, k 33, O twice, p 2 tog, k 2.

Row 13: K 2, O twice, p 2 tog, k 9, O twice, k 2 tog, k 1, O twice, k 2 tog, k 5, O twice, k 2 tog, k 11, leave 12 sts, turn.

Row 14: Sl 1 st, k 31, O twice, p 2 tog, k 2.

Row 15: K 2, O twice, p 2 tog, k 10, O twice, k 2 tog, k 1, O twice, k 2 tog, k 15, leave 14 sts, turn.

Row 16: Sl 1 st, k 29, O twice, p 2 tog, k 2.

Row 17: K 2, O twice, p 2 tog, k 11, O twice, k 2 tog, k 1, O twice, k 2 tog, k 12, leave 16 sts, turn.

Row 18: Sl 1 st, k 27, O twice, p 2 tog, k 2.

Row 19: K 2, O twice, p 2 tog, k 12, O twice, k 2 tog, k 1, O twice, k 2 tog, k 9, leave 18 sts, turn.

Row 20: Sl 1 st, k 25, O twice, p 2 tog, k 2.

Row 21: K 2, O twice, p 2 tog,

k 4, O twice, k 2 tog, k 7, O twice, k 2 tog, k 1, O twice, k 2 tog, k 6, leave 20 sts, turn.

Row 22: Sl 1 st, k 23, O twice, p 2 tog, k 2.

Row 23: K 2, O twice, p 2 tog, k 3, O twice, k 2 tog, k 1, O twice, k 2 tog, k 6, O twice, k 2 tog, k 1, O twice, k 2 tog, k 3, leave 22 sts, turn.

Row 24: Sl 1 st, k 21, O twice, p 2 tog, k 2.

Row 25: K 2, O twice, p 2 tog, k 7, O twice, k 2 tog, k 6, O twice, k 2 tog, k 1, O twice, k 2 tog, k 1, leave 23 sts, turn.

Row 26: Sl 1 st, k 20, O twice, p 2 tog, k 2.

Row 27: K 2, O twice, p 2 tog, k 8, O twice, k 2 tog, k 6, O twice, k 2 tog, k 1, O twice, k 2 tog, k 1, do not turn, but continue across row, (O twice, k 2 tog) 10 times, k 2.

Row 28: K 26, O twice, k 2 tog, k 1, O twice, k 2 tog, k 4, O twice, drop 1 loop of O twice, k 2 tog, k 2, O twice, k 2 tog, k 3, O twice, p 2 tog, k 2.

Row 29: K 2, O twice, p 2 tog, k 22, turn.

Row 30: Sl 1 st, k 4, O twice, k 2 tog, k 1, O twice, k 2 tog, k 4, O twice, k 2 tog, k 6, O twice, p 2 tog, k 2.

Row 31: K 2, O twice, p 2 tog, k 24, turn.

Row 32: Sl 1 st, k 7, O twice, k 2 tog, k 1, O twice, k 2 tog, k 4, O twice, k 2 tog, k 5, O twice, p 2 tog, k 2.

Row 33: K 2, O twice, p 2 tog, k 26, turn.

Row 34: Sl 1 st, k 10, O twice, k 2 tog, k 1, O twice, k 2 tog, k 4, O twice, k 2 tog, k 1, O twice, k 2 tog, k 1, O twice, p 2 tog, k 2.

Row 35: K 2, O twice, p 2 tog, k 28, turn.

Row 36: Sl 1 st, k 13, O twice,

k 2 tog, k 1, O twice, k 2 tog, k 5, O twice, k 2 tog, k 2, O twice, p 2 tog, k 2.

Row 37: K 2, O twice, p 2 tog, k 30, turn.

Row 38: Sl 1 st, k 16, O twice, k 2 tog, k 1, O twice, k 2 tog, k 8, O twice, p 2 tog, k 2.

Row 39: K 2, O twice, p 2 tog, k 32, turn.

Row 40: Sl 1 st, k 19, O twice, k 2 tog, k 1, O twice, k 2 tog, k 7, O twice, p 2 tog, k 2.

Row 41: K 2, O twice, p 2 tog, k 19, O twice, k 2 tog, k 13, turn.

Row 42: Sl 1 st, k 22, O twice, k 2 tog, k 1, O twice, k 2 tog, k

6, O twice, p 2 tog, k 2.

Row 43: K 2, O twice, p 2 tog, k 36, turn.

Row 44: Sl 1 st, k 25, O twice, k 2 tog, k 1, O twice, k 2 tog, k 5, O twice, p 2 tog, k 2.

Row 45: K 2, O twice, p 2 tog, k 38, turn.

Row 46: Sl 1 st, k 18, O twice, k 2 tog, k 8, O twice, k 2 tog, k 1, O twice, k 2 tog, k 4, O twice, p 2 tog, k 2.

Row 47: K 2, O twice, p 2 tog, k 42, turn.

Row 48: Sl 1, k 33, O twice, k 2 tog, k 1, O twice, k 2 tog, k 3, O

(Continued on Page 22)



Knit Dolly

(Continued from Page 21)

twice, p 2 tog, k 2.

Row 49: K 2, O twice, p 2 tog, k 44.

Row 50: K 37, O twice, k 2 tog, k 1, O twice, k 2 tog, k 2, O twice, p 2 tog, k 2. This completes one wedge or 2 half wedges if the cross is considered the center of wedge. Repeat rows 1 through 50 until there are 10 wedges. Unless your knitting is very loose you will need the 10 wedges to make center portion lay flat. When repeating row 1 you will find it easier to sl first O from needle and work in the second O. This leaves a single thread, instead of twisted double thread across open area for fagoting.

When 10 wedges are completed work row 1 once more to bring thread into position at center edge ready to finish center. Place all sts on st holder. Now pick up a st between each rib of knitting across center edge, be sure to have an even number of sts.

Row 1: * O, k 2 tog, repeat from * across, turn.

Row 2: K each st, turn.

Row 3: * K 2 tog, O, k 2 tog, repeat from * across, if an extra st remains it should be k, turn.

Row 4: K each st. Now pull thread through all sts on needle at once, pull tight and fasten with a sl st. Cut thread leaving about one yard length of thread. Weave this length of thread through sts just made to beginning of sts on st holder. Thread this length of thread into a sewing needle and pick up one or two sts from st holder, then an equal number of sts from corresponding position on cast on edge. Continue picking up and whipping together the sts from st holder and cast on edge until all

sts are joined. Fasten thread ends securely and weave at least one inch back into sts. Clip threads.

Cross Strip: Cast on 24 sts.

Row 1: K 2, O twice, p 2 tog, k 2, (O twice, k 2 tog) 8 times, k 2.

Row 2: K 20, O twice, p 2 tog, k 2.

Row 3: K 2, O twice, p 2 tog, k 20.

Row 4: Repeat row 2.

Row 5: K 2, O twice, p 2 tog, k 6, O twice, k 2 tog, k 12.

Row 6: Repeat row 2.

Row 7: Repeat row 3.

Row 8: Repeat row 2.

Row 9: Repeat row 5.

Row 10: Repeat row 2.

Row 11: K 2, O twice, p 2 tog, k 18, leave 2 sts, turn.

Row 12: Sl 1 st, k 17, O twice, p 2 tog, k 2.

Row 13: K 2, O twice, p 2 tog, k 16, leave 4 sts, turn.

Row 14: Sl 1 st, k 15, O twice, p 2 tog, k 2.

Row 15: K 2, O twice, p 2 tog, k 14, leave 6 sts, turn.

Row 16: Sl 1 st, k 13, O twice, p 2 tog, k 2.

Row 17: Repeat row 5.

Row 18: Repeat row 2.

Row 19: Repeat row 3.

Row 20: Repeat row 2.

Row 21: Repeat row 5.

Row 22: Repeat row 2.

Row 23: Repeat row 3.

Row 24: Repeat row 2.

Repeat rows 1 through 24 for the length needed to fit smoothly and lay flat around edge of center. Join the last row to cast on edge in same manner as for center seam. Then carefully whip the inside edge of cross strip to outside edge of center portion.

Heart Border and Edge: Cast on 21 sts.

Row 1: K 4, O twice, p 2 tog, k 4, O twice, k 2 tog, k 9.

Row 2: K 15, O twice, p 2 tog, k 3, O twice, k 1.

Row 3: K 5, O twice, p 2 tog, k 3, O twice, k 2 tog, k 1, O twice, k 2 tog, k 7.

Row 4: K 15, O twice, p 2 tog, k 4, O twice, k 1.

Row 5: K 6, O twice, p 2 tog, k 4, O twice, k 2 tog, k 1, O twice, k 2 tog, k 6.

Row 6: K 15, O twice, p 2 tog, k 5, O twice, k 1.

Row 7: K 7, O twice, p 2 tog, k 5, O twice, k 2 tog, k 1, O twice, k 2 tog, k 5.

Row 8: K 15, O twice, p 2 tog, k 6, O twice, k 1.

Row 9: K 8, O twice, p 2 tog, k 6, O twice, k 2 tog, k 1, O twice, k 2 tog, k 4.

Row 10: K 15, O twice, p 2 tog, k 7, O twice, k 1.

Row 11: K 9, O twice, p 2 tog, k 7, O twice, k 2 tog, k 1, O twice, k 2 tog, k 3.

Row 12: K 15, O twice, p 2 tog, k 8, O twice, k 1.

Row 13: K 10, O twice, p 2 tog, k 8, O twice, k 2 tog, k 1, O twice, k 2 tog, k 2.

Row 14: K 15, O twice, p 2 tog, k 3, O twice, k 2 tog, k 4, O twice, k 1.

Row 15: K 11, O twice, p 2 tog, k 4, O twice, k 2 tog, k 9.

Row 16: K 4, O twice, k 2 tog, k 1, O twice, k 2 tog, k 6, O twice, p 2 tog, k 7, k 2 tog, O twice, k 2 tog.

Row 17: K 10, O twice, p 2 tog, k 15.

Row 18: K 5, O twice, k 2 tog, k 1, O twice, k 2 tog, k 5, O twice, p 2 tog, k 6, k 2 tog, O twice, k 2 tog.

Row 19: K 9, O twice, p 2 tog, k 15.

Row 20: K 6, O twice, k 2 tog, k 1, O twice, k 2 tog, k 4, O twice, p 2 tog, k 5, k 2 tog, O twice, k 2 tog.

Row 21: K 8, O twice, p 2 tog, k 15.

Row 22: K 7, O twice, k 2 tog, k 1, O twice, k 2 tog, k 3, O twice, p 2 tog, k 4, k 2 tog, O twice, k 2 tog.

Row 23: K 7, O twice, p 2 tog, k 15.

Row 24: K 8, O twice, k 2 tog, k 1, O twice, k 2 tog, k 2, O twice, p 2 tog, k 3, k 2 tog, O twice, k 2 tog.

Row 25: K 6, O twice, p 2 tog, k 13, leave 2 sts, turn.

Row 26: Sl 1 st, k 7, O twice, k 2 tog, k 3, O twice, p 2 tog, k 2, k 2 tog, O twice, k 2 tog.

Row 27: K 5, O twice, p 2 tog, k 11, leave 4 sts, turn.

Row 28: Sl 1 st, k 10, O twice, p 2 tog, k 1, k 2 tog, O twice, k 2 tog.

Row 29: K 4, O twice, p 2 tog, k 9, leave 6 sts, turn.

Row 30: Sl 1 st, k 8, O twice, p 2 tog, k 4. Repeat rows 1 through 30 until heart border will fit around cross strip. Join last row of heart border to cast on edge in same manner as before. Carefully whip inside edge of heart border to outside edge of cross strip. If you stagger the seams they will be less noticeable.

Wash, starch and pin in shape. Allow to dry or press dry through a cloth.




**JENNIE JUNE
Old Fashion Doll**

KIT for 15" Doll: Decorated China head, arms, legs, patterns for body and clothes. \$4.50 each Post Paid.

FREE CATALOG: Dolls & Things for dolls. Please include Zip Code in your address.


MARK FARMER CO., INC.
Box 598-W107,
El Cerrito, California 94530

JANUARY, 1968 • 23



Siamese Cats

Make a pair of charming Siamese cats from a large and small soft drink bottle. Glue light bulbs on each bottle, then spray entire object with gold spray paint. Make ears, eyes and nose of black felt. Complete costumes with black felt collars, a felt tail and felt trousers glued on front. Outline collars and trousers with sequins. Link these glamour cats together with a gold chain pinned to each collar. They are perfect decorations for dorm, teen-age room or as gifts for children to make. They sell quickly for \$2.50 a pair. Mrs. Laura Shannon



Lint Brush


With pinking shears, cut colored foam rubber into a strip 4 x 12 inches long. Turn up one end 3 1/2 inches from top and stitch, forming pocket for hand. Textile paint flower on turned down flap. So small, they are perfect to carry in purse. They sell for 50c.

Hazel O. Bailey

Dishcloth Tablecloths

To make a pretty and novel tablecloth for a card table or small table, join four dishcloths together with 1 1/2 inch crochet edging of your choice. For added decoration a rose may be made separately and sewn to center. These sell easily for \$3.00.

Mrs. E. Hood




Baby Pillows

Use large hand towels to make attractive baby pillows. Fold towel in half and sew two sides together. Stuff with old nylons or foam rubber. Sew remaining side and add either commercial or handmade fringe around edges. These pillows are also useful as bottle props. They sell for \$1.50 to \$4.00 depending on quality of towel and fringe used.

Donna Caubarreaux


The WORKBASKET pays \$2 for each short article accepted for this department. Material should concern specific women who have found ways to add to the family income. Address all contributions to Women Who Make Cents, The WORKBASKET, 4251 Pennsylvania, Kansas City, Missouri 64111. No contributions to this department will be returned.



Match Boxes

Make decorative match boxes from two pieces of bathroom tile. Place four small boxes of matches together forming a square. Glue a piece of tile to top of four boxes. Glue second piece to bottom of boxes. Take four paper clasps and poke them through sliding part of match box. Use these to open and close match boxes like drawers. Glue a pearl to each corner of bottom piece of tile. For further decoration add a plastic flower or toy on top. I sell these for \$1.00.

Janet Robl



Centerpieces

I use old records in any size. Place records over a glass or cup on a cookie sheet and heat in oven for 15 minutes or until edges droop down. Remove from oven and quickly form edges into waves before they harden. Different sizes can be used together with empty thread spools between records and held together with a long nut and bolt. This forms double and triple deckers.

Paint thread spools and record labels black to match records or in contrasting colors. Fill with artificial fruit or vegetables. These easily sell for \$1.50 to \$2 each.

Mrs. Mildred L. Lang

To make cookies especially good tasting and pretty, brush with beaten egg or milk. Sprinkle with chopped nuts and sugar just before baking. Tops of cookies will be bubbly and crunchy.

TALL or BIG MEN

**ARROW
 MCGREGOR
 MANHATTAN
 go
 KING-SIZE**



STYLES YOU WANT
 in the
 SIZES YOU NEED

We specialize in large sizes exclusively. MCGREGOR Jackets, Sweaters, No-Iron Shirts; ARROW® Perma-Iron Decton(TM) Shirts; MANHATTAN Man-Prest No-Need-to-Iron Shirts . . . bodies cut 4" longer, sleeves to 38", necks to 22". Also permanent-press slacks with longer inseams, higher rise, waists to 60". All proportioned for tall and big men exclusively.

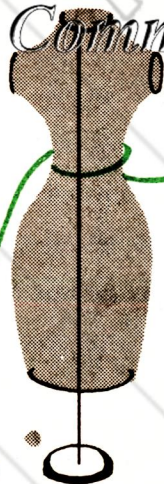
PLUS 80 KING-SIZE SHOES 10-16 AAA-EEE Hush Puppies®, DuPont CORFAM® Dress Shoes, Bates FLOATERS®, ACME boots and others. 100% Guaranteed. Sensible Prices. Fine Quality. Sold exclusively by mail order. Write for FREE Color Catalog.

KING-SIZE INC. 1472 KING-SIZE BLDG. BROCKTON, MASS.

**Earn \$5 An Hour
 Be a Decor Gift Girl**

You, too, can average \$5 and more an hour displaying beautiful gifts, decorative accessories for Decor Gift Shows. It's easy to start, easier to be successful with Decor, part-time or full time. We Help You Start. No experience necessary. Interested? Write Mr. Stressing, Decor Gift Shows, Room 801B, 366 Wacouta, St. Paul, Minn. 55101

diet delights



This month's recipes feature dishes which will help to maintain or to achieve that slim, trim figure that gives our bodies the bounce and energy needed to keep up with busy family life. A little effort in the way of sensible weight control and proper exercise can and will pay large dividends next time you step on the scales.

These recipes are also the nutritious and tasty answer to a pleasant mealtime for the person whose diet is restricted for various medical reasons.

Jellied Tomato Bouillon

- 3½ cups tomato juice
- 6 whole cloves
- 6 whole black peppercorns
- 2 small carrots, coarsely cut
- ½ cup coarsely chopped onion
- 1 bay leaf
- 1 envelope (4-serving size) low calorie lemon flavor gelatin
- 2 chicken bouillon cubes
- dash of salt
- 6 lemon slices

Combine tomato juice, cloves, peppercorns, carrots, onion and bay leaf in a saucepan. Cover and simmer 10 minutes. Strain. Dissolve gelatin and bouillon cubes in hot liquid. Add salt and chill until slightly thickened. Spoon into soup bowls or cups and garnish each serving with a twist of lemon. Makes about 3 cups or 6 servings. 39 calories per serving.



Chocolate and Vanilla Parfait—a picturesque and pleasant low calorie dessert.

Chocolate and Vanilla Parfait

- 1 envelope (4-serving size) low calorie chocolate pudding and pie filling
- 1 envelope (4-serving size) low calorie vanilla pudding and pie filling
- 4 cups nonfat or whole milk

Prepare each flavor pudding separately with milk as directed on package. Cool thoroughly. Alternate layer puddings in 8 parfait or other tall glasses, using about ¼ cup each flavor per glass and beginning and ending with chocolate flavor. If desired, reserve small amount of vanilla flavor to use as garnish. Makes about 4 cups or 8 servings. 60 calories per serving with nonfat milk. 95 calories per serving with whole milk.

Seafood Salad

- 1 envelope (4-serving size) low calorie lemon flavor gelatin
- 1 teaspoon salt
- 2 cups boiling water
- 2 teaspoons vinegar
- 1 cup water-packed tuna, drained and flaked
- 2 tablespoons chopped celery
- 2 tablespoons chopped green pepper
- 2 teaspoons chopped onion

Dissolve gelatin and salt in boiling water. Stir in vinegar; chill until thickened. Fold in remaining ingredients. Pour into 3-cup fish mold, small loaf pan or individual molds. Chill until firm. Unmold. Garnish

with crisp greens and lemon slices, if desired. Make 2½ cups or 2 to 3 entrée servings. About 25 calories per serving.



Serve Seafood Salad at your next brunch or luncheon with the girls—only 25 calories per serving.

RAISE \$50, \$100, \$500 for your church or group

No Money Needed. Everything on credit.

No room here for all the facts, but here are the highlights of my famous plan. To start, I ship you 200 assorted packages of my luxurious silky Prayer Grace Napkins. Have 10 members sell only 20 packages each for 50¢ a package. Keep \$50 CASH, send me \$50.

Many families buy 4, 5, 6 packages and more on sight! No wonder! Exquisite designs and prayer texts—"Thank You Dear God"... "Bless This House"... "Give Us This Day"... "We Thank Thee God"—set a graceful, thankful mood at mealtime. 4 different patterns, 4 beautiful graces.

More than 100,000 churches, clubs, PTA's, social and fraternal groups have used this plan successfully. It can help you raise \$50, \$100, \$500, fast!



Just mail the coupon below for FREE samples of these inspiring napkins—plus details of how to raise big money for your group without spending a cent!

MAIL COUPON TODAY

**ANNA WADE, Dept. 830GA,
Lynchburg, Virginia 24505**

Please rush FREE SAMPLE assortment of Prayer Grace Napkins and money-making details of your plan for us to raise \$50, \$100, even \$500 and more, quick and easy, without spending 1¢. I am under no obligation whatever.

Print Name.....
Address.....
City..... State..... Zip.....
Name of Organization.....

**FREE SAMPLES SENT
AT ONCE. NO COST
OR OBLIGATION.**

ANNA WADE
Dept. 830GA, Lynchburg, Va.

8000 More Things to Make
New Ways to Save

Send today for year's subscription to
LEEWARDS
New **FREE**
HOBBYCRAFT CATALOG

Save money, earn money—for yourself, for fund-raising groups. See things like these and thousands more.

- Holiday Kits and Unique Decorations
- Tablecloths & Pillowcases to Embroider
- Needlepoint Pieces • Afghans to Knit
- Paint by Number Kits and Crochet
- Knitting Yarns • Colorful Lamp and
- Rug Kits, Rug Yarns • Grape Cluster Kits
- Dolls to Dress • Realistic Flowers

Write: LeeWards, Dept. 6813, Elgin, Ill. 60121

25 PET SEAHORSES \$2.90 !!
Free Seashells With Coral

All orders receive a Kit with attractive Seashells, beautiful Coral, Food and simple instructions. Keep these fascinating pets in a simple jar or fishbowl. Educational and recreative hobby for the entire family. See the father seahorse give birth to live cute babies. **SPECIAL OFFER:** Order two mated pairs (4) and receive **ONE PREGNANT MALE**, will give birth to 20 babies (total 25 seahorses) for only **\$2.90**. One mated pair only **\$1.50**. **LIVE DELIVERY GUARANTEED.**



Sent Air Mail Ppd.

AQUALAND PET CENTER
Box 130, Dept. W-19, Shenandoah Sta., Miami, Fla. 33145

Dress, Repair and Make
DOLLS for BIG PROFITS!

Let your love of dolls make cash for you! Start your own business at home, in spare time. We show you **HOW!** There are thousands of dolls that need repair... and you can have your good share of the business in your own Doll Hospital. Now **YOU CAN MAKE MONEY** in the world's most fascinating hobby-business... **DOLL CARE!**

Norm & Sue Morris' **LIFETIME CAREER SCHOOLS**, Dept. D-427
2251 Barry, Los Angeles, Calif. 90064

Send **TODAY** for **FREE** booklet that tells you about **"YOUR OPPORTUNITIES IN DOLLS"**

Do it NOW!

LEG SUFFERERS

Why continue to suffer without attempting to get relief? Write today for New Booklet—"THE LIEPE METHODS FOR HOME USE." It tells about relief of much of the pain, burning and itching of Varicose Ulcers and Open Leg Sores while in use. Liepe Methods used while you walk. More than 60 years of success. Praised and endorsed by multitudes.


FREE BOOKLET

LIEPE METHODS, 3250 N. Green Bay Ave., Dept. 11-A, Milwaukee 12, Wisconsin

Coconut Kisses

2 artificial sweetening tablets (1/4 grain each)
2 tablespoons evaporated milk
1/8 teaspoon vanilla
3/4 cup shredded coconut (about 2 ounces)
few grains salt
1 tablespoon nonfat dry skim milk

Dissolve tablets in milk and vanilla. Stir in coconut, salt and nonfat dry skim milk. Drop by teaspoons an inch apart on a greased cookie pan. Bake on center shelf of oven (375°) for 10 minutes or until lightly browned. Makes about 12 kisses. 28 calories per piece.



Hawaiian Float contains only 72.4 calories yet is appetizing and tasty.

Hawaiian Float

1 tablespoon lemon juice
1/4 teaspoon lemon rind
3/4 cup hot water
2 teaspoons or 1 package low calorie lemon flavor gelatin
8 1/2 ounce can dietetic pack pineapple tidbits in juice
1 1/2 tablespoons unflavored gelatin
1/4 teaspoon salt
2 tablespoons sugar
2 tablespoons lemon juice
1 teaspoon lemon rind
1 cup skim milk
2 egg whites

Add lemon juice, lemon rind and hot water to low calorie lemon flavor gelatin. Stir until gelatin is dissolved. Pour mixture into 5 cup mold. Chill until set.

Drain and cut pineapple tidbits into small pieces, saving juice. Sprinkle unflavored gelatin over juice. Add salt, sugar, lemon juice and rind. Mix until all ingredients are moistened. Place over low heat and stir mixture constantly until gelatin is dissolved. Cool to room temperature. Add cooled gelatin gradually, stirring vigorously, to skim milk. Cool until syrupy. Add egg whites and beat until mixture begins to thicken. Fold in drained pineapple. Pour over set lemon gelatin in mold. Chill until set. Unmold and serve. Makes 6 servings. 72.4 calories per serving.

Applesauce Whip

1 envelope unflavored gelatin
1/2 cup cold water
non-caloric sweetener to equal 1/4 cup sugar
3 ice cubes
2 tablespoons lemon juice
2 cups cold, unsweetened applesauce (or low calorie)

Sprinkle gelatin on cold water in saucepan to soften. Place over medium heat, stirring constantly until gelatin is dissolved, about 2 to 3 minutes. Remove from heat; stir in sweetener and ice cubes, until cubes melt. Stir in lemon juice and applesauce. Beat with rotary beater until light. Serve. Makes 6 servings. 37 calories per serving.



Red Cabbage/Pineapple is a delicious vegetable dish to serve with pork roast.

Red Cabbage/Pineapple

1/2 head red cabbage cut in 1/2-inch slices
2 tablespoons lemon juice or vinegar
2 tablespoons brown sugar
1 tablespoon cornstarch
1/2 teaspoon salt
1/8 teaspoon ground ginger
1 can (9-ounce) pineapple tidbits and juice
1 tablespoon butter
2-3 tablespoons red wine vinegar

Cook sliced cabbage in 1/4 cup boiling water with lemon juice. Cook covered over medium heat about 10 minutes. Put cabbage to one side of pan, combine brown sugar, cornstarch and salt. Stir in pineapple. Cook, stirring constantly, until mixture thickens and bubbles. Add butter and vinegar. Toss with cabbage. Makes 4 servings.

IN FULL COLOR RECIPE CARDS

Earn **\$64.80** . . . Now your organization can sell the finest recipe cards available anywhere . . . and earn 45c for every box sold. Twelve members selling just 12 boxes each will add \$64.80 to your treasury! Printed in vivid, full color, these recipe cards sell on sight to any homemaker who takes pride in her kitchen and her cooking. Sixty 3x5" cards, each with the quaint stove design, packed in an attractive gift box. Makes a perfect shower or birthday gift, too. Send your name and address and \$1 for sample box, complete details, and catalog.

CURRENT, INC. Dept. 616
Box 2020, COLORADO SPRINGS, COLO.

A Treasure for the Family!
"OUR FAMILY HISTORY"

Colorfully Illustrated
Size 8 1/2" x 11"
Gift Box
Choice of Red or White Durable Cover with Gold Design

\$3.50 ppd.
Immediate Shipment

Beautiful 56-page book for recording all IMPORTANT family events; with headings for Weddings, Births, Deaths; Church, School and Military Service records. Space for 4 generations of ancestors and 5 of descendants. "OUR FAMILY HISTORY" fills a long-felt need for everyone in the entire family. Only \$3.50 ppd.

SATISFACTION GUARANTEED
SHANNON PUBLISHING CO. Dept. 5
4620 Charlotte Street, Kansas City, Mo. 64110


43 WONDERS OF THE WORLD!



To Introduce You to America's Favorite Hobby and World's Largest Stamp Firm:

Nature on the rampage — ruins of ancient empires — stone-age man — bizarre creatures — astounding wonders of the world you live in! Discover rare art treasures, miracles of science, incredible objects and events. Prehistoric monsters to space-age triumphs — dramatically pictured on 43 genuine postage stamps from all over the world. This fantastic collection (catalog price over \$1.00) — for only 10¢! Plus attractive stamp selections to examine free. Buy any or none — cancel service anytime. EXTRA: Special Bargain Lists.

RUSH name, address, zip and 10¢ — TODAY
H. E. HARRIS, Dept. W-55, Boston, Mass. 02117



BIG \$\$ CAKE DECORATING. Housewives wanted! \$5 hour easy spare time. Endless demand for lovely Cake Decorations & Professional Candy for Xmas, weddings, birthdays, parties, all occasions. We show you how to turn your kitchen into gold mine. No capital required. Start your own business small, grow big. Send for FREE 3 month subscription to "Fun & Profit Hobbies" magazine for Cake Decorators & Candy Makers, and facts on complete home instruction.


CAKE & CANDY INSTITUTE, Dept. AZG,
1600 Cabrillo Ave. Torrance, Calif. 90501

"MAKE GEMSTONE & COSTUME JEWELRY" FOR GIFTS, FUN AND PROFIT

HUNDREDS OF ITEMS NO SPECIAL SKILL REQUIRED

Send 25¢ for Instructive Picture Catalog of Jewelry Parts · Beads and Stones Plus "How To" Section.

SY SCHWEITZER & CO., INC. Dept. W-1
P. O. BOX 71 - GEDNEY STA., WHITE PLAINS, N.Y.



Serve Oyster Chowder steaming hot with crisp oyster crackers on the side.

Oyster Chowder

- ¼ cup butter or margarine
- 3 cups small oysters and liquid
- 1½ cups water
- 2 medium-size potatoes, pared and diced
- 1 carrot, finely chopped
- 1 stalk celery, chopped
- 3 tablespoons finely chopped onion
- 1½ teaspoons salt
- ¼ teaspoon pepper
- 2 tablespoons flour
- 1 quart liquified nonfat dry milk

In small skillet, melt butter over low heat. Add oysters and oyster liquid. Sauté gently over medium heat until tender. Remove from heat. In a medium-size saucepan, bring water to boil. Add potatoes, carrot, celery, onion, salt and pepper. Cook until tender, about 15 minutes. Do not drain. Mix flour with small amount of nonfat milk to make a smooth paste. Add to cooked vegetables. Slowly blend in remaining nonfat milk. Cook over low heat; stirring constantly until thickened. Stir in oysters. Cook about 10 minutes longer. Serve piping hot with oyster crackers. Makes 8 servings.

Two-Calorie Salad Dressing

- ½ artificial sweetening tablet (¼ grain tablet)
- 1 tablespoon vinegar
- few grains salt

Dissolve tablet in vinegar and stir in salt. Makes 1 tablespoon or enough for 1 cup shredded cabbage or other green salad mixture. 2 calories per tablespoon.

Chocolate Nut Fudge

- 14 artificial sweetening tablets (¼ grain each)
- 2 tablespoons evaporated milk
- 2 teaspoons unflavored gelatin
- 2 teaspoons cornstarch
- 1 tablespoon cocoa
- 2 teaspoons butter
- 2 teaspoons melted paraffin
- ½ teaspoon vanilla
- ¼ cup chopped pecans

In small saucepan dissolve tablets in 1 teaspoon water. Add milk and gelatin; let stand 5 minutes. Add cornstarch, cocoa and butter. Cook and stir over low heat until mixture is smooth and thick, then add paraffin. Cook and stir until mixture boils. Remove from heat and stir in vanilla and pecans. Pour into small, round dish about 5 inches across and 1 inch deep. Chill until hard. Cut into 9 pieces. 43 calories per piece.



Yogurt Ambrosia for party fare or a family meal can be prepared ahead.

Yogurt Ambrosia

- 2 large ripe bananas, sliced
- 1 red Delicious apple, unpeeled and diced
- 1 pear, peeled and diced
- lemon juice
- 2 navel oranges, sectioned
- 1½ cups (3½-ounce can) flaked coconut
- 1 cup (½ pint) pineapple yogurt

Dip sliced bananas, diced apple and pear in lemon juice; drain. In glass bowl, combine mixed fruits and orange sections. Chill in refrigerator about one hour. Mix in coconut and pineapple yogurt. Serve. Makes about 6 servings.

For added zest, pour a little pickle juice left from a jar of sweets or dills into your gelatin vegetable salad.

Now! Life Insurance

Birth to Age 80

\$1000 First 30 Days ONLY 25¢ Per Policy

CASH FOR YOUR FINAL EXPENSES. AVOID BEING A BURDEN TO YOUR FAMILY

Introductory Offer. Answer these 9 questions on a plain piece of paper and mail with only 25¢ for 30 days' protection. Suicide or death due to pre-existing illness not covered during first year. Regular rate shown on policy.

Amounts usually issued without doctor examination. NEW LOW RATES.

Ages	Amount	Ages	Amount
0 to 80	\$1000	15 to 60	\$2500

1. Print full name and address.
2. Date of birth?
3. Height? 3a. Weight?
4. Occupation, kind of work?
- 4a Name and address of employer
5. Race and Sex? (For identification).
6. Beneficiary and relationship to you?
7. To your knowledge have you had heart, lung, diabetes, cancer, or chronic disease? Are you deformed, lost a hand, foot, eye, or ever rejected for insurance?
8. State condition of your health.
9. Amount desired, and sign your name.

NO AGENT WILL CALL

Actual policy will be mailed you direct from Home Office. You be the judge. Mail to: S. B. Hunt, Chairman
AMERICAN LIFE & ACCIDENT INSURANCE CO.
310 American Life Bldg., St. Louis, Mo. 63108



LEARN DECORATIVE ARTS & CRAFTS. Now you can create, decorate and sell gifts of all kinds. Thrilling hobby or profitable business. Send for FREE color illustrated booklet. No salesman will call. Lifetime Career Schools, Dept. E-166, 2251 Barry Ave., Los Angeles, California 90064.

Fantastic Savings on NEW ACCORDIONS 1/2 OFF

SAVE UP TO 3/5 OFF PRICES OF COMPARABLE ACCORDIONS

40 New Models—Easy Terms

Just arrived! More than 40 exciting new models! Many new electronic accordions—amplifiers! Packed with new ideas, new styling, new features! Buy direct from world's largest exclusive accordion dealer! Importer—To You Prices! Easy Terms: **LOW DOWN PAYMENT, FREE BONUS GIFTS** for promptness in ordering. Trade-ins welcomed—FREE Color Catalogs!

5 DAY HOME TRIAL

MONEY BACK GUARANTEE

FREE Accordion Corporation of America, Dept. WB-18
5335 W. Belmont Ave., Chicago, Ill. 60641
Send Free Catalogs—Big Discount Price List.

NAME.....
ADDRESS.....
CITY.....STATE.....ZIP CODE.....
 Check here if you have a Trade-in.

New Color Catalogs—Discount Prices

EAR NOISES relieved!

... thousands reported

Wonderful relief from years of suffering from miserable ear noises and poor hearing caused by catarrhal (excess fluid mucus) conditions of the head. For the past 23 years that's what folks (many past 70) reported after using our simple Elmo Palliative HOME TREATMENT. NOTHING TO WEAR. SOME of the symptoms likely to go with your catarrhal deafness and ear noises; mucus dropping in nose or throat every day; hear—but don't understand words; hear better on clear days—worse on bad days; ear noises like crickets, bells or others.

Write TODAY for PROOF OF RELIEF and 30 DAY TRIAL OFFER. Pay only if helped. THE ELMO CO., Dept. 8WB2, Madrid, Iowa




MAKE BIG MONEY

MAKING COSTUME JEWELRY AT HOME!

Thrilling spare-time. MONEY-MAKING hobby! Make newest, beautiful jeweled earrings, necklaces, bracelets, pins, pendants, cuff links, tie clips! Quick, easy to make—easier to sell to friends, neighbors, stores, at big profit! Details FREE!

Don-Bar Co., Dept. A-168
2934 W. Fullerton, Chicago, Ill. 60647



NEW Sewing Methods

FOR OLD TIMERS & BEGINNERS. We teach you Factory Short Cuts, Modern Time-Saving Tips, how to Earn Money through Creative Sewing. You'll learn to make beautiful clothes, home furnishings with speed and perfection. ACCREDITED TRAINING. Certificate awarded. Low monthly payments—many pay for course out of earnings—we show you how. May we send FREE, and without obligation, our informative BOOKLET?

Susan Morris, LIFETIME CAREER SCHOOLS
Dept. C-106 • 2251 Barry Ave. • Los Angeles, Calif. 90064



Pot Roast

- 3 pound beef chuck roast
- 1 can cream of mushroom soup
- 1 package dry onion soup mix
- 1 tablespoon Worcestershire sauce
- 2 tablespoons chili sauce
- salt and pepper to taste
- flour for gravy

Place meat in dutch oven. Sprinkle with salt, pepper and dry onion soup mix. Add mushroom soup diluted with about 2/3 can water. Add Worcestershire and chili sauces. Cover tightly and cook over low flame 3 hours or until tender. Meat should be turned several times during cooking to prevent sticking. If necessary add a very small amount of water. When done, remove meat, add water and flour for thickening to make gravy. Serve with whipped potatoes.

Mrs. Sarah K. Conaway

Continental Meat Loaf

- 2 pounds ground beef
- 1 pound ground pork
- 1 cup seasoned bread crumbs
- 1 cup crushed graham cracker crumbs
- 1 teaspoon salt
- 1 teaspoon paprika
- 1/2 cup chopped onion
- 1/4 teaspoon pepper
- 1 egg
- 1/2 cup milk
- 1/2 cup pineapple juice
- 1/2 cup crushed pineapple (drained)
- 1 tablespoon Worcestershire sauce

Place all ingredients in large bowl and mix thoroughly. Pack in a loaf pan and bake in a moderate oven (350°F.) for 1 hour. Good served either hot or cold.

Geri Ross

Glori-Fried Chicken

- 2 pounds various chicken parts
- 2 tablespoons shortening
- 1 can cream of mushroom soup

Roll chicken in flour; brown in shortening. Pour off grease. Stir in mushroom soup. Cover and simmer for 45 minutes. Stir occasionally. Makes 4 to 6 servings.

Fern Roberts

Pork Steaks Deluxe

- 6 pork shoulder steaks, 3/4 inch thick
- Marinade
- 1 beef bouillon cube
- 1/3 cup hot water
- 1 teaspoon ginger
- 2 teaspoons salt
- 1 tablespoon sugar
- 1/4 cup honey
- 1/4 cup soy sauce

Dissolve bouillon cube in hot water and add remaining ingredients.

Marinate steaks for at least 2 hours. Turn occasionally. Remove steaks and grill for 35 to 45 minutes, basting often. Steaks may be baked if desired in 325° oven and should be basted frequently.

Dorothy Selock

Ming Spareribs

- 2 sides meaty spareribs (about 5 pounds)
- 2/3 cup orange marmalade
- 1/3 cup honey
- 1/2 cup soy sauce
- 3/4 teaspoon ginger
- 1/2 teaspoon freshly ground pepper

Arrange spareribs in roasting pan; mix orange marmalade, honey, ginger and pepper together. Pour over ribs and let stand overnight. Next morning, bake in (350°F.) oven for 30 minutes. Reduce heat to (300°F.); cover ribs and continue to bake for 1 hour. Baste occasionally with sauce in pan. Cut ribs into finger-eating size pieces. Serves 6.

Mildred E. Miller

Barbecued Pork Chops

- 6 pork chops, 3/4 inch thick
- 2 tablespoons drippings (bacon, etc.)
- 1/2 cup catsup
- 1 teaspoon salt
- 1 teaspoon celery seed
- 1/3 cup vinegar
- 1 cup water
- 1 bay leaf

Brown chops on both sides in drippings. Mix remaining ingredients and pour over chops. Bake at 350°F. for one hour in a covered baking dish or simmer on top of stove. If baked in oven, uncover dish the last few minutes if needed to brown chops.

Bertha Elliott

The WORKBASKET pays \$2 for each original unpublished recipe of your family's favorite dish printed in these columns. Address Food Editor, The WORKBASKET, 4251 Pennsylvania, Kansas City, Missouri 64111. We regret that we cannot publish every recipe and cannot return those not used, nor correspond about them. The decision must be left to our judges.



TRAIN AT HOME TO BECOME A MEDICAL OFFICE ASSISTANT!

An unusual opportunity for women to enter the exciting, rewarding fields of Medicine or Dentistry through our unique home study training. You learn through new teaching methods based on principles developed at Harvard and Columbia Universities. Thousands of trained women are needed for full and part-time jobs. Free placement assistance. Write for color booklet describing training procedures and job opportunities.

CAREER ACADEMY
825 N. JEFFERSON STREET • DEPT. 105
MILWAUKEE, WISCONSIN 53202
Write for FREE booklet today!

Name _____ Age _____
Address _____ Phone _____
City _____ State/Zip _____

Medical Office Assistant (Home Study)
 Medical Assistant Dental Technologist
 Dental Assistant Medical Technician

Accredited by the Accrediting Commission of the National Home Study Council. N48: 1-68

Only TWO \$500 Jobs a Day at Home PAYS \$240.00 A MONTH!

BEFORE INVISIBLE MENDING

Makes Cuts, Tears, Holes DISAPPEAR from Suits, Coats, Dresses—ALL FABRICS!

Invisible Menders (Reweavers) who do only two \$5 jobs a day can earn \$240 a month. And a \$5 job can be done at home in about 1/2 hour by an expert Fabricon Mender. In many communities invisible menders are scarce; service is expensive—often unavailable. Can you learn to do this fascinating, profitable work?

Can you earn \$240 monthly in your community? We'll tell you what it takes to learn invisible mending; we'll tell you what to do to check the opportunity for profit in your town. Get the answers to these questions free... and complete information... all free! Write for details! FABRICON CO., 1555 Howard St., Dept. 101, Chicago 26, Ill.



FLOWER and GARDEN

I have started a grapefruit tree from seed. Will it have fruit? Mrs. D. L., Pa.

Probably not. Citrus plants like sandy soil with an application of liquid fertilizer every two or three weeks, as much sunlight and humidity as possible and a cool room temperature. Keep soil barely moist—never dry. Syringe foliage with room temperature water daily. Place outside for summer with an east exposure. Wash down and water daily, being sure to include weekly feedings.

The leaves of my two-year old philodendron no longer split and leaves are smaller, but it still looks healthy. Is something wrong? Mrs. M. K., D. C.

No, not as long as it makes new leaves. The house is probably too dry, but as long as it makes new growth the plant is all right.

How do I care for Moses in the cradle plant? Does it need plant food? Mrs. C. M., Mt.

These plants grow under almost any conditions. But give it cool room temperature, bright window light, no sun, moderate moisture—never soggy, never dry—and a soil of equal parts loam, sand and leaf mold, with a little perlite added. Feed it once a month and it will grow into a fine specimen.

My African violets are covered with little white flies. I washed them with soapy water, but they come back under leaves and on buds. How do I check them? Mrs. J. C., Wis.

Use an aerosol house plant spray once each week. Hold can at least fifteen inches from plant using a pencil to turn leaves so spray reaches both sides. It takes time and perseverance to clean up an infestation of white fly.

The buds drop off my gardenia plant before they open. What can I do? Does it need an acid soil? Mrs. J. S. C., Va.

An acid soil is essential. Place in pre-moistened German peat moss with just a little soil and some sand mixed it. Keep roots moderately moist. Syringe foliage daily with lukewarm water and feed each month with a teaspoonful or two of azalea-camellia fertilizer. Protect plant from drafts, while giving it plenty of sunlight.

I have a large chenille plant that I would like to transplant to a larger pot. What is the best mixture? Can I make cuttings? Mrs. E. S., Ks.

Use equal parts of loam, sand and leaf mold or damp peat moss, with a tablespoon of bone meal per peck. Why not cut back old plant, carefully knock off half the soil and replace in same pot with fresh soil? Take cuttings, dip ends in rooting hormone and place them in damp, clean sand or in perlite. Cover with clear plastic through day, uncover at night, give them bright light, no direct sun, until they root.

I have a healthy 7 year-old pecan tree that never produces. What am I doing wrong? Mrs. A. P., Mo.


If it is a grafted orchard variety it may begin to bear in another 5 to 10 years. If it is a seedling, it may be much longer. Feed it late each spring with a root feeder and keep it watered during hot, dry weather.

My fern seems to be drying up. I water it twice each week. Does it need more sunlight? Mrs. N. F., N. Y.


Not knowing the exact sort of fern, this must be a general answer. Keep plant in a cool, humid place, bright light but no direct sun. Soil should be woody, leaf mold type, well drained and needs to be moist to touch at all times. If a white crust forms on pot, replant in fresh soil immediately.

Garden questions are answered each month by DR. JOHN P. BAUMGARDT.



 "These gourds are really unusual . . . and practical, too."

GEORGE GURNEY




Penguin Gourds **10¢** ppd.

LARGE PACKET OF SEED ONLY

REALLY FANTASTIC SHAPED GOURDS!

Gourds of amazing shapes and sizes you can grow right in your own garden . . . in fact, you can grow them almost anywhere. The grotesque shapes can be painted to look like penguins for unusual lawn decorations or toys . . . or can be made into dishes or dozens of other things. Great gift ideas! Makes a vine up to 20 feet long. Sorry, only one packet of seed per customer. Order by mail now!

 GURNEY'S SEEDS. FAMOUS FOR 101 YEARS.

GURNEY Seed & Nursery Company
581 Page St., Yankton, S. Dakota 57078
Mr. Gurney: Here's my dime. Please send me a large packet of Penguin Gourd seeds. I'd like your free, full color catalog, too.

name _____

street or route _____

post office _____ state _____

zip no. _____ please fill in

ORIGINATED AT THE UNIVERSITY OF ILLINOIS . . .

BRAND NEW!

"XTRA Sweet" Sweet Corn

HENRY FIELD SPECIAL FOR HOME GARDENERS

New "Illini Chief XTRA Sweet" is actually twice as sweet as any other sweet corn at harvest, and *four times* as sweet 48 hours after harvest. If you like your sweet corn really sweet, this one is a "must" for you. The cob is small but the big, beautiful, golden kernels are deep and extremely tender. Every medium-sized stalk bears two or more ears each, usually maturing in mid-July. Tests at Henry Field's show it makes the best frozen corn of all. Generous-size packet (about 50 seeds) only 10¢ each, postpaid. (Sorry, limit of 5 packets.) Hurry, order yours now.

  **SPECIAL!**
1 Packet for only **10¢** ppd.

Delicious FRESH or FROZEN!

 HENRY FIELD Seed & Nursery Co.
894 Oak St., Shenandoah, Iowa 51601
Yes, I'll try "Illini Chief XTRA Sweet."
I enclose _____¢ in coin. Also send your new Spring Catalog, free.

NAME _____

ADDRESS _____

CITY _____ STATE _____ (ZIP NO.) _____

"For Over 70 Years"

IT'S EASY TO GROW YOUR OWN PLANTS WITH **Shumway's** "GROWTH PACKED" **FLOWER SEED** **\$1** POST PAID

15 BIG PACKETS FOR

ORDER SEVERAL OFFERS WHILE THEY LAST

HERE'S WHAT YOU GET...

7 PKTS. PERENNIALS-1 EA:	7 PKTS. ANNUALS-1 EA:
1. Painted Daisy	1. Marigold, Spun Gold
2. Hardy Phlox	2. Tetra Snapdragons
3. Carnations	3. Zinnia, Dark Jewels
4. Double English Daisy	4. Petunia, Confetti
5. Double Hollyhock	5. Bush Balsam
6. Baby's Breath	6. Everlasting Flowers
7. Viola, The Czar	7. Aster, Powderpuff

PLUS a 50¢ PACKET OF GIANTS OF CALIFORNIA GERANIUMS

FREE! MAMMOTH SEED & NURSERY CATALOG INCLUDED WITH ORDER

SEND ONLY \$1 FOR 15 PKTS. AND CATALOG ALL OFFERS SENT POSTPAID. NO C.O.D.'S

R. H. SHUMWAY SEEDSMAN
Dept. 409, Rockford, Ill. 61101

Sansevieria

Hahnii

Gladys Reed Robinson

Sansevieria hahnii rates high as a house plant in many ways. It is a very good plant for the housewife who is always pressed for time and does not always remember to feed, water and inspect her plants as she does her family.



Sansevieria is ideal for small rooms or apartments.

This variety of Sansevieria is a native of South Africa and India and is a popular dwarf, rosette-forming plant. Often it is referred to as bow-string. Being of a dwarf nature it may be used in small apartments or rooms. Sansevieria thyrsoflora, a much larger plant, is a favorite of restaurants, hotels and offices. The Hahnii will send up new plants around main stem of mother plant. These may be left attached to plant to fill out pot and make a larger display or may be separated from mother plant and

potted up individually. Dividing may be done in two ways. First, if only one young plant is to be detached this may be done by simply passing a sharp knife down through soil and cutting off attached plant. Add fresh soil to pot containing mother plant to fill in space. Secondly, if one or more baby plants are to be removed and repotted, then dump whole pot out onto potting bench and separate one by one. Potting soil of a heavy type is most satisfactory. Broken pieces of pots or gravel should be placed in pot prior to planting to promote good drainage.

If young plants form around mother plant and it is desired to leave them there, repotting is not necessary for a long, long time if a little fresh soil is added once a year.

An occasional watering with a good dilute fertilizer is also beneficial. Discoloration of leaves is usually a sign of food deficiency.

This plant does very well in a dry, moderately warm room with full light. Direct sunlight will scorch leaves and cause them to turn brown. Watering once a week is usually often enough and once a good root system has been established it may go for weeks without water. Excessive waterings will cause root rot and leaves will break off at ground level.

Washing plant occasionally with tepid, soapy water and rinsing well with clear water will help keep plant clean and fresh. This treatment in turn will discourage plant lice and disease.



EARLY TOMATO

An extremely early tomato, often ripening big red tomatoes by July 4th, has been developed at the Jung Farms in Wisconsin. You can obtain a trial packet of this tomato by sending 10c to the Jung Seed Co., Box P-442, Randolph, Wis. 53956. They will not only send you this tomato seed but also a packet of glorious Giant Hybrid Zinnias and a copy of their 61st catalog, America's most colorful 1968 seed catalog.

HEAD LETTUCE
will head in any climate

GREAT LAKES ICEBERG-TYPE
ALL AMERICA WINNER, TRY IT

Resistant to heat and sun. Medium size. Solid crisp heads. Send 10c for big packet or 3 packets for 25c and New Seed & Nursery Catalog. **FREE**

R. H. SHUMWAY SEEDSMAN
Dept. 407 ROCKFORD, ILLINOIS 61101

36 • The WORKBASKET

Developed by the University of New Hampshire


Tasty PURPLE BEAN



- SUPERB FLAVOR
- STRINGLESS
- EXTRA TENDER
- VERY EARLY

Big Packet of Seeds for only **10c** POSTPAID

Surely the most delicious bean we've ever grown in our trial grounds! Its full, round pods (5" to 6" long) are unusually tender, stringless and absolutely luscious! You'll love "Royalty" fresh, canned or frozen. Uncooked it's purple, but, after about 2 minutes in boiling water, it turns a rich, bright green. Easy-to-care-for bushes only 12" to 16" tall. Germinates in colder soil than other varieties; earliest bearing bush bean we know of. Let us prove it's as good as we say... just send 10c in coin for a generous packet (approx. 100 seeds)... then get set for a real treat! But do hurry! (Sorry, limit 1 packet per family; seed is scarce!)



HENRY FIELD Seed & Nursery Co.
859 Oak St., SHENANDOAH, IOWA 51601


Sure, here's 10c for a big seed packet of the purple bean "Royalty." Also send big new Spring Catalog, free.

NAME _____

ADDRESS _____

CITY _____ STATE _____ (ZIP NO.) _____

"For Over 70 Years"



"Imagine, a miniature sweet pea with a pansy face!"

George Gurney

Little Pansy Face
Bush Sweet Pea

Large packet of seed **10¢** ppd.

A great plant for garden borders and for pots, too. It looks just like our regular sweet pea but smaller—only eight to ten inch high mounds completely covered with dainty, pansy-face blooms. A brand new version of an old favorite, it's bush type, so needs no trellis. Plant this easy-to-grow flower and you'll be rewarded with masses of bi-color pink and white blooms. Order by mail now. Limit, one packet of seed per customer, please.



GURNEY Seed & Nursery Company
577 Page St., Yankton, S. Dakota 57078

Mr. Gurney: Please send me items checked below. Here's my dime. Please send me a large packet of Bush Sweet Pea seeds. I'd like your free, full-color catalog, too.


name _____
street or route _____ zip no. _____
post office _____ state _____ please, if you can _____

Tibouchina Semidecandra

When a plant is referred to as "usually grown as a vine" we are ready to give up very often. We have no space for vines. Here is one plant that we may enjoy for it will gladly grow either vine fashion or in bush form.

This plant *Tibouchina semidecandra* is a native of Brazil where it grows wild. Very often it is referred to as spiderflower of Brazil because the long stamen filaments remind one of spider's legs.

To make a bush plant from original so that it will fill out and produce new flowering wood, it should be pinched back not later than September. With a minimum temperature of 55° it will produce bloom for nine months of the year,



Tibouchina semidecandra is a house plant that can be grown as a vine or bush.

resting for a brief time in winter. Potting soil most suitable for *Tibouchina* should consist of 2 parts loam, one part peat and a large amount of finely crushed stone or sand. In spring, plants may be propagated by short cuttings rooted in a propagating bench or in pot of vermiculite or sand covered over with a polyethylene bag and placed in a warm place. Both warmth and moisture are necessary for a good strong root system.

After blooming period is over it must be pruned and placed in larger pot if a pot plant is to be maintained. Should it be your good fortune to have a little greenhouse or even a large bay window then you may treat it as a vine. Annual repotting is then not necessary. Generous supplies of a good non-burning fertilizer may be given when watering

plant and occasionally some old soil may be removed from top of pot and replaced with a richly fertilized soil. Extreme care must be taken not to damage root system when going through changing process. In summer plants must be shaded from strong sun and grown under cool conditions.

Frequently spraying plant, particularly underside of foliage, will help keep it pest-free. Red spider mite is about the only and most troublesome pest.

The silky-haired, olive green *Tibouchina semidecandra* leaves are divided by indented veins. The royal purple flowers often measuring up to five inches across are velvety in appearance. The buds before opening are a mass of fuzzy red. The flowers only last one day but if plant is healthy and well cared for new ones replace them continually.

"Hy-X" ONLY HENRY FIELD'S HAS IT!...
Extraordinary New Tomato
GREAT FLAVOR. EASY TO GROW

Less Foliage...More Tomatoes!

Our customers have written us hundreds of enthusiastic letters about HY-X. HY-X plants don't get big or gawky, but grow so compact and sturdy you needn't bother to stake them. Very prolific, too; HY-X starts early, bears abundantly 'til frost. The fruit is deep scarlet, globe-shaped, full of firm yet tender "meat," not just a lot of water and seeds. HY-X won't sun scald or crack. And it grows well 'most anywhere, even in semi-arid regions too dry for ordinary tomatoes. We want you to be a HY-X fan too, so right now we're making a most generous offer . . . more than 100 seeds for only 10c! That barely covers our postage and handling costs, so don't pass this up—get yours now!

WELL MAIL YOU A BIG PACKET (over 100 seeds) FOR ONLY **10¢** PPD.

A Tomato So Good It Gets "Fan Mail"!

HENRY FIELD Seed & Nursery Co.
849 Oak St., Shenandoah, Iowa 51601

Yes, I'd like to raise the new HY-X! Here's my dime. Also send free your new catalog of seeds and nursery stock.

NAME _____
ADDRESS _____
P.O. _____ STATE _____ (Zip No.) _____

"For Over 70 Years!"

I WANT EVERY READER
of this Paper to have my big red
EARLIANA TOMATO

"KING OF THE EARLIES"
Big solid, scarlet fruit, disease resistant, heavy yielder. Ideal for table or canning. Send 10c for big packet or 25c for 3 packets **FREE** and copy of Seed and Nursery Catalog.
R. H. SHUMWAY SEEDSMAN
Dept. 398 **ROCKFORD, ILLINOIS 61101**

CACTUS PLANTS

FROM SEED
ALL KINDS AND FORMS
Curious, odd-looking, strange species of plants that thrive anywhere with little care. Flowers of exquisite beauty and fragrance. Send only 15c in coin for 50c Pkt. or 2 Pkts. for 25c and Seed and Nursery Catalog. **FREE**
R. H. SHUMWAY Seedsmen, Dept. 404, Rockford, ILL. 61101

FREE!
1968 FERRIS NURSERY BOOK
Our colorful 99th Anniversary Catalog and Planting Guide is our finest ever! 56 big colorful pages, packed with outstanding values in Ferris evergreens, shade trees, roses, shrubs, perennials, fruit trees, berry plants, mums and bulbs. Write for your **FREE** copy NOW!
(No California or Hawaii requests, please.)
25 Large Flowering GLADIOLI \$1.00 PPD
Ferris' great mixture, selected from famous named varieties, colors from soft pastels to brilliant red and orange, velvety purple and rich gold. A rare bargain in price and beauty! Don't miss this one.
EARL FERRIS NURSERY
750 Bridge St., Hampton, Iowa 50441

GIANT Fringed PETUNIAS
WAVED and RUFFLED MIXED
4" to 5" blooms in gorgeous solid and variegated colors, deeply fringed, beautifully veined. Send 15c in coin for big packet or 2 packets for **CATALOG FREE**
R. H. SHUMWAY SEEDSMAN
Dept. 403 **ROCKFORD, ILLINOIS 61101**

Giant DAHLIAS
FROM SEED IN 10 WEEKS
World's most famous varieties. Produces gorgeous blooms from July to frost. Send 15c in coin for big pkt. or 2 Pkts. for 25c and **FREE**
Copy Of Our Big New Garden Catalog
R. H. SHUMWAY SEEDSMAN
Dept. 400 **ROCKFORD, ILLINOIS 61101**
40 • The WORKBASKET

Billbergia Nutans


Gladys Reed Robinson

In raising *Billbergia nutans* at home or in a greenhouse it is always wise to remember how the plants grow in nature. Proper lighting, proper growing medium and proper feeding must be given careful consideration.

Billbergia comes mostly from Brazil with a few species from Mexico. Naturally they thrive in tree tops or on floors of forests. However, they will thrive at windows of every location; kitchen or bedroom. They do not resent changes and will tolerate variable weather. During the day 70° to 85° is fine and during winter nights 52° to 65° will be tolerated. Cool nights on a sun porch keep Bromeliads healthy. Humidity seems to be a minor factor in raising of *Billbergia*. Free movements of air about plants are necessary for they will not do well in a stuffy atmosphere. A small fan placed on a stand near a collection of plants turned on occasionally will create good air circulation.

The roots also benefit from air which suggests that slotted pots filled with a fibrous material as osmunda be used. Should you care to use a potting soil be sure of good drainage and root aeration. A wee bit of manure may be added to soil composition. Disease is no problem with *Billbergia* if given good potting soil and good air circulation.

Billbergia nutans multiplies rapidly after flowering. Offshoots or suckers should be removed from mother plant and potted up immediately in favorite potting mixture. Temperature about 80° and a 60%



Billbergia nutans.

humidity are best in starting small plants. If given proper treatment and care bloom will appear the next year. Bromeliads bloom but once, therefore, numerous offsets do not build up over abundance of blooming plants. Seeds sown when ripe in

a mixture of peat moss will supply an increase.

Billbergia nutans is one of the showiest plants. The flowers appear in panicles in center of plant in winter and spring. Brightly colored bracts of yellow, pink and blue appear below each flower adding much interest to plant. Colors may be heightened by giving blossoms a spot of daily sunshine when they begin to bloom. They just will not color up under artificial lighting. *Billbergia* bloom will keep its color and beauty for months when treated correctly.

The ease with which *Billbergia* is grown makes it a "must" in the collection of house plants for the amateur as well as the trained grower.


Our Two Most Popular Favorites For Indoor Planting



2 DUTCH HYACINTH BULBS — BOWLS

Simply place bulbs in these special "Dutch" invented "see thru" bowls. **\$1**
No planting or soil needed. Just add water and watch these 14-15 cm. bulbs turn into brilliant Golden, Pink, Blue or White flowers. 2 Hyacinth Bulbs, 2 Bowls... \$1.00. 6 bulbs, 6 bowls only \$2.85. Check coupon and rush order today.

AMAZING LILIES OF THE VALLEY



Blooms Indoors In 21 Days \$1.49

Lilies of the Valley in lovely planter. Just add water—watch them shoot up. Imported from Holland, these 2 year old pips (bulbs) often grow an inch or more overnight to fragrant blooms indoors in 21 days with many familiar white delicate bell-shaped flowers on each stalk. Grow up to 8 inches high. Enjoy indoors this winter. Complete garden of 5 pips in lovely planter only \$1.49. Larger garden of 10 pips in 2 planters for only \$2.75. Check coupon.

MICHIGAN BULB CO. DEPT. HL-1614
GRAND RAPIDS, MICHIGAN 49502
Send orders checked below. If C.O.D. postage extra. Prepaid orders add 40c and we ship postage paid.
 2 Hyacinth Bulbs 2 Bowls.....\$1.00
 6 Bulbs . . . 6 Bowls.....\$2.85
 5 Lily of Valley Pips In Planter.....\$1.49
 10 Lily of Valley Pips In 2 Planters.....\$2.75
Total Amount This Order \$ _____
 Remittance Enclosed. Add 40c and we ship postage paid
 Send C.O.D. plus postage
NAME _____
ADDRESS _____
CITY _____
STATE _____ ZIP _____

Creative Commons 4.0 NC SA BY FREE DISTRIBUTION ONLY - NOT FOR SALE

Burpee Seeds

... and Everything for the Garden
Enjoy your garden more, and help beautify America. Plant Burpee seeds, plants, shrubs, trees, bulbs. Grow beautiful flowers, tastier vitamin-rich vegetables, fruits. Don't miss the superior Burpee Hybrids.

Seed and Nursery Catalog FREE

148 pages, 600 kinds pictured, 175 in color. Most widely used garden book. All the best seeds that grow.

Write for Your Free Copy TODAY!

W. ATLEE BURPEE CO., 480 Burpee Building Phila., Pa. 19132 • Clinton, Iowa 52732 • Riverside, Cal. 92502



TINY TIM Midget

tomato

RICH, RED 3/4" fruit in clusters

Fine flavor, firm, juicy. Excellent for garnish, salads. Plants 8" high, 14" across. Ideal for window box and pots, indoors or outdoors. Send 25¢ for 50¢ pkt. or 5 pkts. for \$1.00. Seed and Nursery Catalog included **FREE**

R. H. SHUMWAY Seedsman, Dept. 411, Rockford, ILL. 61101

CARNATIONS 2 PKTS. for 10¢
and **SNAPDRAGONS**
CHOICEST MIXED COLORS
Special Offer. Easy-to-grow carnation plants from seed. Loads of giant everblooming flowers. New, largest flowered Tetra-snapdragons. Sturdy 2 1/2 ft. spikes, bloom all summer. Send 10¢ today for both packets and Seed, Plant and Nursery Catalog **FREE**
R. H. SHUMWAY SEEDSMAN
Dept. 406 ROCKFORD, ILLINOIS 61101

FREE Rocknoll Catalog

and spring plant guide, in color, yours on request. Wide choice of hardy perennials, flowering trees and shrubs, evergreens, etc. Our 40th yr. ROCKNOLL NURSERY, Box 236, Morrow, Ohio 45152



BEGONIAS

Beautiful indoor-outdoor

Camellia Flowered Plants

Lowest price. Tuberous type, double blossoms, mixed colors. Easily grown in pots or beds. Top size bulbs. Order today, postpaid.

R. H. SHUMWAY SEEDSMAN
Dept. 399 ROCKFORD, ILL. 61101

42 • The WORKBASKET

3 BULBS 50¢
8 FOR \$1.00
20 FOR \$2.00

The Meyer Lemon Tree

Viola B. Wilson

The Meyer lemon makes a very satisfactory house plant, or rather house tree. By careful pruning it may be kept in bounds even though it is grafted on dwarf stock and never gets tall and straggly. But it will spread out, hence the necessity of cutting back any branch that gets out of line.



The thick, leathery leaves are always attractive and the plant's habit of blooming in waves of fragrant, white flowers makes it most desirable. The fruit is very large and nearly round. As each set of blooms produces a new set of fruit, one has lemons in all stages of growth and more flowers on the way. So mature fruit, green fruit and flowers are an added bonus.

Any good garden soil makes it happy but add some sand to keep it from packing and to aid in drainage. Enough water to soak soil through once a week is sufficient. Periodic feeding should be given following directions on bottle or can carefully. In winter when plant is

not in active growth, feed it only half as often and withhold water when not needed.

In summer, place out-of-doors in filtered sunshine. In winter, place in a cool, light place where it never freezes. It keeps on ripening its fruit all winter and you have lemons for winter gift giving.

The only pest is scale (in common with all citrus fruits). Spray with an aerosol bomb for house plants once a month, being sure to cover each limb and underside of each leaf. Be sure to keep spray at least a foot from leaves to avoid freezing them.

It is best to keep it slightly pot bound and do not re-pot it until earth ball is well covered with roots. Then place in next larger size pot. Tree in photograph is thirty years old and has been in a twelve inch pot for ten years.

"Pink Charm" Begonia



The best description of Pink Charm begonia is that it is a plant so full of exuberance and joy of living that it tumbles over the edge of a planter in a cascade of green and ivory leaves. Foliage is medium green variegated with ivory on young leaves and spots become very white on mature leaves looking like

(Continued on Page 44)

MIRACLE TOMATO Yields 2 BUSHELS To a Vine



Now—You can grow the world's most amazing Tomato right in your own garden and get from 2 to 3 bushels of delicious ripe tomatoes from a vine.

BURGESS CLIMBING TRIP-L-CROP

TOMATO grows 16 to 20 ft. high with huge fruit weighing as much as 2 pounds and measuring 6 in. across. Fine, meaty, solid tomatoes, wonderful flavor. Unexcelled for canning and slicing. Outyields all other known varieties. Grows any place.

SPECIAL OFFER
Regular 50¢ Pkt. only **10¢**
3 for 25¢ (Limit 3 Pkts.)

FREE: BURGESS Garden Guide Catalog listing unusual Seeds and Plants.

BURGESS SEED & PLANT CO.
189-B Galesburg, Mich. 49053

Bushels of GIANT-SIZE Apples, Peaches, Pears, Cherries from

STARK DWARF FRUIT TREES



No bigger than a lilac bush, -- a 9-tree Orchard grows in "Postage-Stamp" plot—only 20 ft. sq.!

Imagine! A riot of blossoms in Spring, and fruit crops often at 2 years—thanks to Patented Exclusive Stark DWARF and SEMI-DWARF Fruit Trees. Pick top-most fruit without a ladder! Grow bushels of GIANT fruit for eating, canning, freezing, or to sell for

profit from your own "Postage-Stamp" Orchard!

All-New Stark Bro's World Champion Fruit Trees & Landscape CATALOG FREE!

Finest ever, FULL-COLOR Catalog in over-150-year history from World's Largest, U.S. Oldest (since 1816!) Nursery. Hundreds of Fruit and Shade Trees, Roses, Ornamentals. **FREE**, postpaid. Mail coupon!



MAKE EXTRA MONEY
If you want extra money spare time, taking Stark orders, check coupon for money-making Outfit, **Free!**

STARK BRO'S Box 6618, Louisiana, Mo. 63353

STARK BRO'S Nurseries & Orchards Co.
Box 6618, Louisiana, Missouri 63353

Rush All-New, Full-Color Catalog ... **FREE!**

Miss _____
Mrs. _____
Mr. _____
1st initial _____ 2nd initial _____ last name _____
R.F.D. _____
or St. _____

P.O. _____ State _____ Zip _____
 CHECK HERE for Free Money-Making Outfit.

GROW Brilliant Colored GERANIUM
 PLANTS FROM SEED. New double and Semi-Double varieties, all shades. Described in New Seed & Nursery Catalog. Send 15c in coin for 50c Pkt. or 2 Pkts. for 25c and Catalog **FREE**
R. H. SHUMWAY SEEDSMAN
 Dept. 401 ROCKFORD, ILLINOIS 61101

peppermint stick ZINNIAS
 Speckled and striped; a different type. Numerous combined colors. Thick, medium flowered heads. Send only 15c in coin for big packet. 2 for 25c **CATALOG FREE**
R. H. SHUMWAY SEEDSMAN
 Dept. 410 ROCKFORD, ILL. 61101

SUCCULENTS
 Send for your new catalog today
 Orchid cactus, Pink Crowns, Rainbow bushes, Green Jades, Golden Balls, Silver Beads, hundreds of specimens. 10c coin appreciated.
JOHNSON CACTUS GARDENS
 BOX 458-BP, PARAMOUNT, CALIFORNIA 90723

Gloxinia 1 BULB 25c
 Beautiful Pot Plants
 Gorgeous, easy to grow house plants, 3" to 4" flowers, last for months. Exquisite mixed colors. SEND ONLY 25c for 1; 50c for 2; \$1 for 5. Order now.
R. H. SHUMWAY SEEDSMAN
 DEPT. 397, ROCKFORD, ILL. 61101

FREE FLOWER BOOK
 Write today for free illustrated book — cultural directions, pronouncing index, germination table. 3000 varieties — old and new. Many rare kinds. Yours for the asking. Send a postcard today!
GEO. W. PARK SEED CO., INC.
 Greenwood 145, S. C. 29646

GIANT SHAGGY ASTERS
 RED * WHITE * BLUE *
 3 - 15c Packets, ONLY 10c. 45c Value Red, White & Blue. Gorgeous 5 in. Blooms. 2 1/2 in. thick, on stately stems. Send 10c for these lovely asters and will include Big Seed, Plant & Nursery Catalog. **FREE**
R. H. SHUMWAY SEEDSMAN
 Dept. 402 ROCKFORD, ILLINOIS 61101

Pink Charm Begonia
 (Continued from Page 43)
 snowflakes. Around edge is a tiny reddish fringe that adds much to coloring of foliage. As though this were not enough, it bedecks itself with bunches of rose-pink flowers with prominent golden stamens until it looks like a giant bouquet! Flowers are variegated dark and light rose.

Being a member of the Semper-florens family, it is easily cared for. It is still one of the easiest plants to grow and demands very little attention. Use a potting medium of two parts non-acid peat moss and one part sand well mixed and just enough water to keep it damp, not wet. Feed regularly with any good, balanced house plant food, using as directed on package. It does not like to be crowded so place in a fairly large container.

Tip cuttings root readily in water and grow rapidly. These may be grown in open ground in filtered sunshine in summer and will make husky plants for winter or for gifts. It requires full sun of a south window in winter.

Winter Arrangements

Donna Core

Nature's bounty can be collected from fence rows, road sides and woods all winter long by ingenious flower arrangers. Seed pods, cones, seed stalks, berries and even leaves can be brought home, pruned, clipped and sprayed for stunning dried arrangements. Best of all, these fruits of our wildings are free harvest. Driftwood should be included, too. Don't overlook stones, fungus growth and evergreen plants and shrubs.

Mullein "candles" remain in fields and along road sides all winter. A

vide you with sturdy material not usually found in fresh arrangements. I like to spray these stalks with white or gold paint. White shoe polish applied with medium sized brush makes an inexpensive paint and gives mullein "candles" a snowy effect. They can be used as candles placed on a bed or wreath of evergreen sprays.

Our native trees supply a wealth of pods which give winter arrangements solidity. Locust pods are rich deep brown free forms which may be twelve inches long, twisted and contorted into fascinating shapes. For abstract arrangements, as well as simplified traditional styles, they are invaluable. Catalpa pods ripening in chilly blasts of early winter make black-brown fingerings on the beige ground. These pods are usually very straight and slim. Catalpa, locust and trumpet vine pods can be split. Interiors of cleaned halved pods are a lovely golden color. Split pods are ideal for plaque work.



Milkweed pods gathered in winter are a soft velvety gray, and equally as useful as those gathered earlier. Gray is a rare color in dried material and gives the arranger yet another color with which to work. Of course, milkweed pods can be painted any hue that is desired.

Teasel heads may be gathered at will; use them to make wreaths or artificial Christmas trees, using Styrofoam bases. Clip off seed heads, leaving the "claws" and sprav stems and "claws".

(Continued on Page 46)

SECRETS of Teaching Yourself MUSIC
 revealed in your own home this money-saving way



YES! Teach yourself Piano, Guitar, Accordion, Sax, ANY instrument even if you don't know a single note now! No previous training needed. Everything is in print and pictures. First you are told what to do. Then a picture shows you how. It's easy as A-B-C. You start by playing actual pieces. Soon you'll amaze friends by playing pops, classical, jazz, country music, dance tunes, etc. Over 1,250,000 students all over the world.
Stop Cheating Yourself of These Joys
 Popularity. New friends. Gay parties. Musical career. Banish worries. Satisfy self-expression. Gain self-confidence.
 Write today for 36-page illustrated **FREE** book. **U. S. SCHOOL OF MUSIC, STUDIO 671, Port Washington, L. I., New York 11050.** (Est. 1398. Approved by N. Y. State Education Dept.)



Print Name.....
 Address.....
 City & State..... Zip Code.....

2 packets OLDS SEEDS at one-fourth price!
 True! We'll send you a packet of Cactus Zinnia mixed (20¢) and one of Carpet of Snow Alyssum (20¢) for just 10 cents! You can even send us two 5-cent stamps. Do it today.
 Limit: 1 per customer.
FREE 88-page catalog.
OLDS SEED CO.
 Box 1069, Dept. DD
 Madison, Wis. 53701

1000 GOLD STRIPE ZIP-CODE LABELS 25¢
BIGGEST LABEL BARGAIN in U.S.A.
 1000 Deluxe, Gold Stripe, gummed, padded Labels printed with ANY Name, Address and Zip-Code, 25c for EACH set! No limit, but please include 10c EXTRA for postg. & hdg. for each set. Order NOW before this offer is withdrawn. **SPECIAL! 500 GORGEOUS GOLD LABELS, 88c.** Money-back guarantee. Write for **FREE** Money-Making Plans.
TWO BROTHERS, INC., Dept. 43, Box 662, St. Louis, Mo.

Creative Commons 4.0 NC SA BY FREE DISTRIBUTION ON
Sell GREETING CARDS & GIFTS
 ALL OCCASION • BIRTHDAY • GET WELL
 Easter • Wrappings • Stationery • Toys

Make Extra Money For Your Organization Or Yourself
 No experience needed. Organizations, housewives, students, shut-ins, others can make big profits to 100% plus bonus plan. Just show top value items that sell on sight. Write today for salable samples on approval for 30 day trial. Free Catalog, Sales Guide, Party Plan and all details.
FREE Gift With First Order




Wonder Hurricane Lamp \$1.50
OVER 400 FAST SELLERS
 All Occasion Birthday Get Well Ass'ts. \$1.00 up

Mail Coupon Today

HEDENKAMP, Dept. WB-101
 361 Broadway, New York, N. Y. 10013
 Please send me samples on approval & all details.

Name.....
 Address.....
 City, State, Zip Code.....



LEARN SEAT WEAVING . . . for fun or profit
SEND 25¢ for RECANING HANDBOOK

Restore your furniture or Antiques with cane, rush or splint. We'll send you illustrated handbook and price list of quality materials supplied to customers for half a century. Perkins also exclusive distributor of plastic cane (saran) in U.S.A.

The H. H. PERKINS CO.
 226 Shelton Ave., New Haven, Conn. 06506

FREE 2 JUMBO ENLARGEMENTS WITH ORDER FOR



32 BILLFOLD PHOTOS \$1
(WALLET SIZE)
 2 1/2" x 3 1/2" photos on silk finish portrait paper. Send photo or negative. Any photo copied. 4-day in plant service. Satisfaction guaranteed. Send cash, check or Money Order for \$1.25 (or \$2.25 for 64) one pose per order. Your original returned. Send today.

Name.....
 Address.....
 City..... State..... Zip.....

DEAN STUDIOS DEPT. B23
 913 Walnut St., Des Moines, Iowa 50302

Learn how to become a TRAVEL AGENT

Thousands big money career opportunities open for qualified men, women in travel. Travel is booming... increasing at rate of 15% each year! Easy home-study program trains you now for rewarding job with travel agency, airline, resort hotel, etc., shows how you may become travel agent in your own area... reveals how you can escort guided tours. Send for big TRAVEL CAREER KIT—All Free!

NORTH AMERICAN SCHOOL OF TRAVEL
 4500 Campus Dr., Dept. 4781, Newport, Calif. 92660


Creative Commons 4.0 NC SA BY FREE DISTRIBUTION ON
Winter Arrangements

(Continued from Page 45)

Familiar yucca is my favorite winter bouquet material. Cut off entire stalk and bring in house for storage. Clip individual pods at will. Paint split pods a deep red and wire them to an evergreen wreath, making flower clusters of three, spaced around the wreath with tiny silver balls. Unpainted split pods reveal tiger stripes of beige and black. Try them on a plaque, using a walnut picture frame, with beige burlap or any rough textured material background. Strawflowers in hues of orange, red and gold waxed or lacquered pear leaves, sumac berries and split yucca pods arranged in an old time quilt pattern make unique gift for friends who have an Early American decor. The evergreen leaves of yucca are precious greens to use fresh all winter long. You may have to brush away snow to obtain yucca leaves in January, but it's worth the effort. When leaves have completely dried, paint them any color which will suit your purpose.

If you failed to gather leaves earlier, look for oak and beech leaves which are still attached to branches. Oak leaves will be a deep russet brown, while beech leaves strike a clarion note of gold. Cottonwood leaves are available the year round; excellent-colored dried leaf clusters can be picked up from the ground in March and April. Their light chestnut coloring makes an appropriate mat for Thanksgiving and harvest time decorations.

No matter where you live, dried material can be found and collected all winter long. A short drive or hike can fill your basket to overflowing, and stimulate your inventive powers to new heights of creativeness.



GIFTS TO MAKE FROM ODDS AND ENDS

Pack-o-Fun Editors
 (Clapper Publishing Company, Inc., 14 Main Street, Park Ridge, Illinois 60068; illustrated; 47 pages; \$1.00)

Do you have scraps and odds and ends of various items left over from other projects tucked away somewhere? Now Clapper Publishing Company has come up with a book to help you put these bits and scraps to use with some clever and attractive ideas compiled into one booklet.

For instance, make expensive looking mock wrought iron planters, letter holder or key plaques from discarded plastic bottles; learn how to create fashion items from a mere 22 inch square bandanna or use yarn to make yarn paintings, gay dusting mitts or yarn dolls.

This valuable book contains over 100 money-making and money saving ideas that could help such groups as Boy Scouts of America and church bazaar workers or homemakers.

ENGLISH DOMESTIC NEEDLEWORK

Therle Hughes
 (225 pages, illustrated; MacMillan Company, 60 Fifth Ave., New York, New York, \$8.50)

This is not a book for the practical needlewoman who is interested in picking up new stitches or methods. It is, however, an interesting history of English embroidery from 1660 to 1860.

Primarily a useful craft, embroidery in early England was necessary for the quilted garments worn under

armor and it also furnished the endless number of banners, horse trappings and decorative styles used in the days when knighthood was in flower. As the use of this decoration spread throughout the members of ecclesiastical and royal society, embroidery came to be a rich and flourishing craft. A large number of professional embroiderers were necessary and every lady and gentlewoman prided herself on her skill with the needle.

Embroidery in early England was, for the most part, enjoyed by the wealthy and the work was so appreciated that pieces of it were specifically mentioned in wills of the period.

Miss Hughes' book is made interesting principally because she links a love of embroidery to a study of the life and social conditions out of which it grew.

The subjects of her chapters range from the richness of gold and silver embroidery to the ornate wool work and heavy tapestries. She discusses the dainty black work and white work, furniture embroidery, bed hangings, pillows, book covers, quilting, samples and costume embroidery.

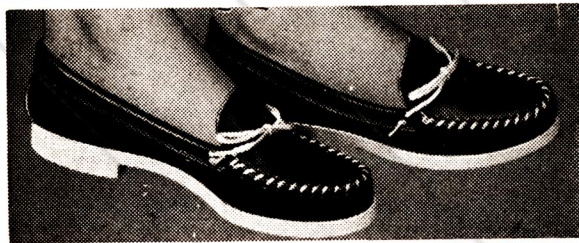
This is a book written for those who look at embroideries rather than those who make them and, to prove the point, there are included a large number of photographs showing the types of old embroidery discussed. For those interested in English history and in embroidery this book will be most enjoyable.

If Your Child Is a Poor Reader

See how **The Sound Way To Easy Reading** can help him to read and spell better in a few weeks. New home-tutoring course *drills* your child in phonics with records and cards. Easy to use. University tests and parents' reports show children gain up to *full year's grade* in reading skill in 6 weeks. Write for free illustrated folder and low price. **Bremner-Davis Phonics**. Dept. S-14, Wilmette, Ill.

More Security With FALSE TEETH At Any Time

Do your false teeth embarrass you by slipping, dropping or wobbling when you laugh, talk or eat? Then sprinkle a little **FASTEETH** on your plates. **FASTEETH** holds dentures more firmly, more comfortably. This alkaline powder doesn't sour. No goeey, pasty taste. Helps check denture odor. Dentures that fit are essential to health. See your dentist regularly. Get **FASTEETH** today at all drug counters.



LIKE WALKING ON AIR! Exquisitely comfortable moccasins. Light, bouncy foam crepe soles, choice leather. Over 223 sizes in stock. Guaranteed! Red, White, Smoke, Taffytan, Black. Give second color choice. Purchases can be exchanged. Women's full and half sizes 3 to 13. AAAAAA to EEE. \$7.98 postpaid. COD's accepted. **MOCCASIN-CRAFT**, 65-WA Mulberry St., Lynn, Mass. 01903

Learn FLOWER ARRANGING
Quickly and Easily at Home
Learn to make Professional corsages, arrangements, wedding and funeral designs. Study and earn your certificate at home. Unusual spare or full time money making opportunities or hobby. Send for Free Book... "Opportunities in Floristry"
LIFETIME CAREER SCHOOLS
Dept. B-432, 2251 Barry Ave., Los Angeles, Calif. 90064

SEND THIS COUPON TODAY
SUNRAY YARN HOUSE, Dept. WBJ68
349 Grand St., New York City 10002
 FREE Festival of Yarns & Art Needlework Cat.
Name.....
Address.....
City.....State.....Zip.....
 I enclose 50c for 1968 Color Card
 I enclose 60c for Rug Cat. & Rug Color Card

COLOR IN OIL PAINTING
Maria and Louis DiValentin
(Sterling Publishing Company Inc.,
419 Park Ave. So., New York, N. Y.
10016; illustrated; 79 pages; \$6.95)
Maria and Louis DiValentin, authors of **SCULPTURE FOR BEGINNERS**, have written another book—this one for beginning artists.

COLOR IN OIL PAINTING discusses in minute detail what color is and its importance in an oil painting. The reader learns how to apply color principles to make a painting express what he has in mind.

The aspiring painter is guided through selection of a subject and the setting up of his palette. He is instructed in proper mixing of oils. Importance of visualizing the finished painting before touching brush to canvas is stressed. How to make a preliminary sketch of the proposed canvas is included, also.

Composition, shading, perspective, line, color dominance—all are explained with both general advice and specific examples.

The appendix covers canvases, brushes, scraping off, displaying paintings at home (how to select a frame) and getting the most out of a trip to a museum.

COLOR IN OIL PAINTING is a complete handbook on color in oils and will be an indispensable reference for amateur painters.

THE JOY OF HAND WEAVING
Osma Gallinger Tod
(D. Van Nostrand Company, 120 Alexander Street, Princeton, New Jersey 08540; illustrated; 326 pages; \$7.95)

A popular and productive modern craft, hand weaving has wide appeal for many reasons. People weave to make clothes or decorative fabrics for their homes, because of an in-

terest in history of weaving and fabric, or simply for fun of creating something.

In her book, **THE JOY OF HAND WEAVING**, Osma Gallinger Tod lists three necessary ingredients for weaving. They are the loom, thread and skill.

Learning to weave is easy, the author insists. Weaving brings manual skill, a knowledge of color and texture, and also lovely woven products to use or sell.

Textured Cardigan

(Shown in Color on Third Cover)

Here is a smartly styled crochet cardigan that is sure to please a modern miss. Instructions are written for size 12, with changes for sizes 14 and 16 in parentheses. The original sweater was made of Bernard Ulmann's Laines du Pingouin Zephir Crylor yarn using grosgrain ribbon for trim. To make this cardigan you will need 5 (6, 6) balls of rose yarn or color desired; sizes H and E aluminum crochet hooks or size needed to work to gauge and 2½ yards of matching grosgrain ribbon ⅝ inch wide.

Abbreviations:

ch (chain)	inc (increase)
st (stitch)	tr (treble)
sc (single crochet)	lp (loop)
sl st (slip stitch)	sk (skip)
dec (decrease)	rnd (round)

Gauge: With size H hook

7 sc equal 2 inches
5 rows equal 1 inch

Measurements of Finished Garment: width at bustline, 35½ (37½, 39½) inches; width of back at underarm, 17 (18, 19) inches; width of each front, 9¾ (10¼, 10¾) inches; width of sleeve at underarm, 13 (13½, 14).

Note: Mark first row of each piece for wrong side.

Back: With size H hook, ch 60 (64,

Part one—Simple or Plain Weaving—deals with history of weaving, types of thread, and weaving lessons or projects, such as a bookmark, rug on frame, table mats and rugs in loom. How to thread and set up loom and techniques and design weaves are included.

Part two—Pattern Weaving—tells how to wrap and thread a four-harness loom, discusses twill family of weaves and how to weave them and many other patterns.

Row 1: Work 1 sc in second ch from hook and in each remaining ch—59 (63, 67) sts.

Row 2: Ch 1, turn, work 1 sc in each sc.

Repeat row 2 until about 15 inches or desired length to underarm, end on wrong side. Mark for underarm.

Armholes: Leave off 3 (3, 4) sts each side in following manner: ch 1, turn, work 1 sl st in each of first 3 (3, 4) sts, sc in each st to within 3 (3, 4) sts of end.

Next Row: Ch 1, turn, sc in each st—53 (57, 59) sts.

Dec Row: Ch 1, turn, sc in first sc, draw up a lp in each of next 2 sts, yarn over and pull through all 3 lps on hook for a dec, sc to within 3 sts of end, work a dec, sc in last st—51 (55, 57) sts.

Repeat dec row every second row 2 (3, 3) times—47 (49, 51) sts. Work even until 6½ (7, 7½) inches above underarm marker, end on wrong side.

Shoulders and Neck: * Leave off 4 sts each side of next row in same manner as for beginning of armhole **. Work 1 row even. Repeat from * to ** once—31 (33, 35) sts.

Next Row: Ch 1, turn, sc in each

(Continued on Page 50)

(Continued from Page 49)

of first 10 (11, 12) sts for left side of back.

Left Shoulder: Leave off first 2 sts for neck, work to within 4 sts of end—4 (5, 6) sts.

Next Row: Ch 1, turn, sc to within 3 sts of neck edge, work a dec, sc in last st. Work 1 row on remaining 3 (4, 5) sts. Fasten off.

Right Shoulder: From wrong side, with loop on hook, sk 11 center sts for neck, sc in each of remaining 10 (11, 12) sts.

Next Row: Leave off 4 sts at beginning of next row for shoulder, work to within 2 sts of neck edge—4 (5, 6) sts.

Complete to correspond to left half, reversing shaping.

Left Front: With size H hook, ch 35 (37, 39). Work same as for back on 34 (36, 38) sts until same length to underarm, end on wrong side at side edge. Mark for underarm.

Armhole: Leave off 3 (3, 4) sts at beginning of next row, sc to end—31 (33, 34). Dec 1 st at armhole edge every second row in same manner as for back 4 (5, 5) times—27 (28, 29) sts. Work even until about 3½ (4, 4½) inches above underarm marker, end on right side at front edge.

Neck: Leave off 6 sts at beginning of next row, sc to end. At neck edge, leave off 2 sts every second row 3 times and when armhole is same length as back, shape shoulder same as for back.

Right Front: Work same as for left front until same length to underarm, end on wrong side at front edge.

Armhole: Ch 1, turn, sc to within 3 (3, 4) sts of end—31 (33, 34) sts. Complete to correspond to left front, reversing shaping.

Sleeves: With size H hook, ch 31 (33, 35). Work same as for back on

30 (32, 34) sts for 2 inches.

Inc Row: Ch 1, turn, sc in first sc, 2 sc in next sc for an inc, sc to within 2 sts of end, 2 sc in next sc, sc in last sc—32 (34, 36) sts.

Repeat inc row every 2 inches 3 times; every 1½ inches 4 times—46 (48, 50) sts. Work even until about 16 inches or desired length from beginning, end on wrong side. Leave off 3 (3, 4) sts at each side of next row. Dec 1 st each side every second row 4 (5, 7) times—32 (32, 28) sts. Leave off 2 sts at end of every row 12 (12, 10) times. Work 1 row even on remaining 8 sts. Fasten off.

Finishing: Sew shoulder, side and sleeve seams. Sew in sleeves matching seam at underarm.

Braid for Front and Neck—Row 1: From wrong side, beginning at left front neck edge, with size E hook and being careful to keep work flat, work 1 row sc around neck and along right front edge to lower edge. Fasten off.

Row 2: From wrong side, beginning at left front neck edge, work sc, working through back lp only of each st of previous row.

Row 3: Ch 4, turn, tr in each sc to end.

Row 4: Ch 1, turn, sc in each tr to end. Fasten off.

Braid for Cuffs—Rnd 1: From wrong side, beginning at seam, work sc around lower edge of sleeve, join with sl st.

Rnd 2: Ch 1, do not turn, sc through back lp only of each st of previous row. Complete to correspond to braid for front and neck.

Fold braid at row 2 and hem to right side. Weave ribbon over 3 tr and under 2 tr as shown in photograph. Face right front edge with ribbon. Sew hooks to wrong side of right front edge and eyes to left front edge for fastening. Zephir Crylor garments need no blocking.

www.antiquepatternlibrary.org 2019.05

30 SKEINS OF 6-STRAND EMBROIDERY FLOSS \$1
IN RAINBOW ARRAY OF COLORS... ONLY



FREE INSTRUCTIONS
Easy-to-Crochet 45" x 60"
Colorful **RIPPLE AFGHAN**
PLUS Herrschners New Needle
COLOR CATALOG

BOTH GIVEN FREE TO YOU AND A FRIEND

ALL YOURS
For Just Filling
Out Other Side of
this Card and
Mailing NOW!

POSTAGE
STAMP
HERE

Herrschners
NEEDLECRAFTS

72 East Randolph Street
Chicago, Illinois 60601

Dept. 86

_____ 60-Skein Sets of Color Floss @ \$1.00 per set _____

_____ 60-Skein Sets of Color Floss @ \$1.98 per set _____

Name _____ Postage and Handling .20

Address _____ Total enclosed \$ _____

City _____ State _____ Zip Code _____ Please Print Clearly

SEND FREE OFFER TO FRIEND ENTERED ON ENCLOSED CARD

Textured Cardigan

(Continued from Page 49)
of first 10 (11, 12) sts for left side of back.

Left Shoulder: Leave off first 2 sts for neck, work to within 4 sts

30 (32, 34) sts for 2 inches.
Inc Row: Ch 1, turn, sc in first sc, 2 sc in next sc for an inc, sc to within 2 sts of end, 2 sc in next sc, sc in last sc—32 (34, 36) sts.

Repeat inc row every 2 inches 3 times—1 1/2 inches 4 times. 48



FREE Instructions to Crochet RIPPLE AFGHAN

Easy to crochet Ripple Afghan in new blend of 5 lovely colors. 45 x 63". Enjoy its comfort and beauty for years. Complete instructions FREE to introduce you and a friend to Herrschner's FREE color Catalog — 48 pages of creative needlecraft and hobbycraft ideas. Send postcard below.

FREE 48-Page Color Catalog

**OTH
REE**

OUT POSTCARD—MAIL NOW

Herrschners NEEDLECRAFTS, Dept. 86
1st Randolph St., Chicago, Illinois 60601

Send your new 48-page Color Catalog of Quality Needlecrafts and Hobbycrafts and Free Instructions for crocheting lovely Ripple Afghan with this order.

NAME _____
ADDRESS _____
STATE _____ ZIP CODE _____

PLEASE SEND SAME 2 FREE OFFERS TO MY NEEDLECRAFT PAL:

FRIEND'S NAME _____
ADDRESS _____
STATE _____ ZIP CODE _____
(Please print clearly)


front until same length to underarm, end on wrong side at front edge.

Armhole: Ch 1, turn, sc to within 3 (3, 4) sts of end—31 (33, 34) sts. Complete to correspond to left front, reversing shaping.

Sleeves: With size H hook, ch 31 (33, 35). Work same as for back on

fold braid at row 2 and hem to right side. Weave ribbon over 3 tr and under 2 tr as shown in photograph. Face right front edge with ribbon. Sew hooks to wrong side of right front edge and eyes to left front edge for fastening. Zephyr Crylor garments need no blocking.

30 SKEINS OF 6-STRAND EMBROIDERY FLOSS \$1
IN RAINBOW ARRAY OF COLORS... ONLY



SEND POSTCARD for colorful Ripple Afghan Instructions & Color Catalog FREE

Herrschners SPECIAL INTRODUCTORY OFFER

A \$1.50 value for only \$1.00 to introduce you to our new FREE Catalog. Only 3 1/3¢ per skein, 30 in handy, see-thru box. 6-strand cotton embroidery thread in broad range of beautiful assorted colors. For your most exacting projects. Also wider color assortment, 60-skein pack, \$1.98. No C.O.D.'s. Add only 20¢ for postage and handling. Money-back Guarantee. Order on coupon below.

FREE
Catalog and Instructions to Crochet Smart Ripple Afghan
No Order Needed
SEND POSTCARD

SPECIAL OFFER COUPON—MAIL NOW

Herrschners, 72 E. Randolph, Dept. 86, Chicago, Ill. 60601
Please send your new 48-page Color Catalog of Quality Needlecrafts and Hobbycrafts including Free Instructions for crocheting lovely Ripple Afghan with this order.

Quantity _____
30-Skein Sets of Color Floss @ \$1.00 per set _____
60-Skein Sets of Color Floss @ \$1.98 per set _____

Name _____ Postage and Handling .20
Address _____ Total enclosed \$ _____
City _____ State _____ Zip Code _____ Please Print Clearly

SEND FREE OFFER TO FRIEND ENTERED ON ENCLOSED CARD



"Hello" Sweater

This basic raglan sweater can be made in one color or several colors. The model was made of knitting worsted in light gray (MC), dark

gray (A), red (B) and white (C). Directions are given for size 4 with changes in parentheses for sizes 6, 8 and 10. Materials needed are 6 (8,

10, 10) ounces knitting worsted for main color, 2 (2, 3, 4) ounces for color A, 1 (1, 2, 2) ounces for color B, small amount for color C, one pair each numbers 5 and 8 standard knitting needles, a number O steel crochet hook and 6 buttons.


Abbreviations:

k (knit)	sl (slip)
p (purl)	inc (increase)
st (stitch)	dec (decrease)
tog (together)	sk (skip)
pssso (pass slipped stitch over)	sc (single crochet)
	ch (chain)
	MC (main color)

Gauge: 5 sts equal 1 inch
6 rows equal 1 inch

Back: Using number 5 needles and color B, cast on 60 (64, 68, 74) sts. Work in ribbing of k 1, p 1 for 2 rows. Change to color A and continue in ribbing until piece measures 2 inches.

Change to number 8 needles and MC and work even in stockinette st for 2 rows. Work next 18 rows in stockinette st following chart. Work even with MC until piece measures 10 inches, ending with a p row. Fasten off and sl sts onto st holder.



Left Front: Using number 5 needles and color B, cast on 30 (32, 34, 36) sts.

Work in ribbing of k 1, p 1 for 2 rows. Change to color A and continue in ribbing until piece measures 2 inches.

Change to number 8 needles and MC and work even in stockinette

st until piece measures 10 inches, ending with p row. Fasten off and sl sts onto st holder.

Right Front: Work same as left front. Do not fasten off yarn.

Sleeves (Make 2): Using number 5 needles and color B, cast on 36 (36, 38, 40) sts.

Work in ribbing of k 1, p 1 for 2 rows. Change to color A and continue in ribbing until piece measures 2 inches.

Change to number 8 needles and MC and work in stockinette st, inc 1 st each end of needle every 1 inch 6 (7, 8, 9) times. Work even on 48 (50, 54, 58) sts until piece measures 10½ (11½, 12½, 13½) inches, ending with p row. Fasten off and sl sts onto st holder.

To Join for Raglan Shaping—Row 1: K 30 (32, 34, 36) sts of right front, place marker on needle, k 48 (50, 54, 58) sts of one sleeve, place marker on needle, k 60 (64, 68, 74) sts of back, place marker on needle, k 48 (50, 54, 58) sts of other sleeve, place marker on needle, k 30 (32, 34, 36) sts of left front—216 (228,

244, 262) sts.

Row 2: P each st.

Row 3: * K to 3 sts before next marker, k 2 tog, k 1, sl marker, sl 1, k 1, pssso, repeat from * 3 times more, k to end of row—8 sts dec.

Repeat last 2 rows 11 (12, 14, 16) times more, ending with row 2—120

(Continued on Page 56)

"Hello" Sweater *Creative Commons 4.0 NC SA BY FREE DISTRIBUTION ONLY - NOT FOR SALE*

(Continued from Page 55)
(124, 124, 126) sts.

Shape Neck: Continue to dec 1 st each side of each marker on every k row 8 times more and, at the same time, at beginning of each of next 2 rows bind off 4 (5, 5, 5) sts. At beginning of each of next 2 rows bind off 2 sts and then dec 1 st each end of needle every other row 4 times. Work until all raglan decs have been completed and there are 36 (38, 38, 40) sts on needle. P 1 row.

Neck Ribbing: With right side facing and using number 5 needles and color A, pick up and k 14 sts along right front, k 36 (38, 38, 40) sts from number 8 needle, pick up and k 14 sts along left front.

Work in ribbing of k 1, p 1 on 64 (66, 66, 68) sts for 5 (5, 7, 7) rows.

Change to color B and continue in ribbing for 2 rows more. Bind off. Finishing: Sew underarm and sleeve seams.

Left Front Band for Boys: Using color A with right side facing, work 2 rows sc on left front edge.

Row 3 (Buttonhole Row): Work 2 sc, ch 2, sk 2 sc, sc in next sc. Make 5 more buttonholes evenly spaced, the last one 1/2 inch above lower edge.

Right Front Band for Boys: Work 3 rows sc along edge of right front.

For girls work buttonholes on right front edge, first one 1/2 inch above lower edge and last one 1/2 inch below neck edge.

Embroider faces in letters as shown, using color C. Block. Sew on buttons.

DESIGNED BY NATHALIE CRAIG

Painted Grapes

Freda Brummett

Grapes require practice to paint with feeling, but are painted with the simplest of brush strokes. Follow directions given for first hour or so of practice, then relax and paint. In tole painting or any other type of creative work, no two people will achieve the same effect.

The canister shown is an old one restored. An old tobacco tin or coffee can may be used. With a coffee can, best results are achieved by using only a border design as grooves become an integral part of design.

The most important thing in learning to paint is dark and light value. To illustrate, place one dark and one light object side by side on a straight line. Move back and look. The darker object appears farther away. So will any part of design painted in dark tones move into background. That part of design

done in light color will move forward into foreground of picture plan. Study photographed design, paying special attention to placement of dark and light. Keep photo in front of you while painting entire design. Paint in darker colors where shading is dark and lighter tones where shading is light.

To paint design given, you need the following colors of artist's oil paints in tubes: harrison red; cobalt blue; cadmium yellow light; burnt umber; titanium white or substitute white enamel, satin or flat paint. Other supplies required are tracing pad; a fine grade of carbon paper; masking tape; flat sable brush, size 3 or 4; small pointed sable brush; paint thinner called turps; flat white enamel; satin varnish, either brush or spray.

(Continued on Page 61)

classified advertising

Opportunities for The WORKBASKET Reader

Classified advertising is \$1.75 per word, per month, payable in advance by check, cash or money order; \$17.50 minimum. Special Headings \$4.75 per insertion. Classified copy is set solid, without display, leading or blank space. Type or print all copy. Copy subject to publisher's approval. When figuring the number of words be sure to include name and address. For example: A. E. Smith, is three words. Closing is 5th of 2nd preceding month. No charge for zip numbers.

AGENTS WANTED

I'LL SEND YOU full-size famous Blair home products for Free Trial, to help you make more money, spare time or full time. Show friends, neighbors, take easy big orders, make generous profits. Write Blair, Dept. 487GA1, Lynchburg, Va. 24505.

AMAZING LIST OF FREE OFFERS

LIST OF 1001 THINGS you can get free by writing to different places. Complete kit \$1.00. "Things Free", Box 1225K, Newark, N. J. 07101.

AMAZING SPARE TIME INCOME

INCOME UNLIMITED—Sewing At Home, we furnish everything. Write today. Mrs. Martha Robertson, 223 Market St., Wilmington, N. C. 28401.

ANTIQUES

BOOKS On Antiques and Their Prices, Free Circular. W. Warman, Publisher, Uniontown, Penna. 15401.

ANTIQUERS take America's largest newspaper on antiques, over 64 pages, published twice monthly. \$3.00 year, refunded if not satisfied. Antique Trader, Box 327-59, Kewanee, Ill.

IDENTIFY AND PRICE Your Own Antique Glass. "Price Guide to Pattern Glass" is standard guide for dealers. Illustrated. Over 7,000 prices. Order direct. Lee Publications, Dept. WB, Wellesley Hills, Mass. 02181.

APPETITE PLEASERS

UNUSUAL RECIPES. \$2. Fox, East State Road, Olean, N.Y. 14760.

ART, ART SUPPLIES

YOU CAN ENTERTAIN with Chalk Talks. Catalog 10c. Balda, Trick Cartoonist, Oshkosh, Wisc. 54901.

BIRDHOUSES—FEEDERS

FREE BIRD LOVER'S CATALOG — All popular brands — birdhouses, feeders, supplies. Audubon Workshop, Dept. 418, Glenview, Illinois 60025.

BOOKS

OUT OF PRINT BOOKSHOP. Box 678-WB, Seaside, Calif. Send Wants.

BUSINESS OPPORTUNITIES

FREE INFORMATION. Raise, sell fish worms, crickets. Carter Farm-61, Plains, Georgia.

Business Opportunities (Con't.)

\$400 MONTHLY Possible Home Typing. Addressing. Details, 25c. Ellis, 15-A Marberry, Prospect Heights, Illinois 60070.

LEARN EXPERT CANDLE Decorating, Candelmaking. Free details on home instruction method. Candle Institute, Dept. OP, 1600 Cabrillo Ave., Torrance, Calif. 90501.

PLASTERCRAFT FOR FUN Or Profit. Sample, Catalogue 10c. Woolley Company, Box 29-W, Peoria, Ill.

HOW TO MAKE MONEY Writing Short Paragraphs! No tedious study! I tell you what to write, where and how to sell, and supply lists of editors buying from beginners. Small checks can add up to worthwhile extra income. Write to sell, right away. Send for free facts. Barrett, Dept. C-13-A2, 6216 No. Clark, Chicago 60626.

FREE BOOK "990 Successful, Little-Known Businesses." Work home! Plymouth-226R, Brooklyn, New York 11218.

EARN MONEY raising fishworms for us! Write: Oakhaven-80, Cedar Hill, Texas 75104.

\$70.00 WEEKLY — Home, spare time. Simplified mail bookkeeping. Immediate income—easy. Auditax, 34741K, Los Angeles 90034.

BAKE NEW Greaseless Doughnuts in Kitchen. Stores buy output. Start spare time. Profit 29c dozen. Small appliance. Free recipe. Arthur Ray, Waseca, Minn. 56093.

EARN BIG MONEY invisibly reweaving damaged garments at home. Free information. Eastern Reweaving School, 350-C Lincoln Road, Miami Beach, Florida 33139.

ANNOUNCING HOME study course in commercial baking. Practical basic training. Good field for those with aptitude. Free booklet, "Opportunities in the Baking Industry." National Baking School, 835 Diversey Pkwy., Dept. 726-011, Chicago (60614).

\$100 WEEK POSSIBLE! Assemble Our Products. Everything Furnished! United, Box 55392-X, Indianapolis, Indiana 46205.

EARN \$240.00 A MONTH at home, spare time, doing only two \$5.00 Invisible Mending jobs a day. Big money paid for service that makes cuts, tears disappear from fabrics. Steady demand. Details Free. Fabricon, 1584 Howard, Chicago 26, Illinois.

Business Opportunities (Cont.)

RAISE RABBITS and Fishworms on \$500 month plan. Free details. White's Rabbitry, Mt. Vernon, Ohio 43050.

BUY WHOLESALE

HEARING AIDS, BATTERIES, wholesale. Free List. Fiston, Box 144W, New Preston, Conn. 06777.

CACTUS

SEVEN GORGEOUS FLOWERING CACTUS, including beautiful Golden Ball . . . \$1.00 postpaid. Free rare plant for promptness. Cactuslady, Edinburg, Texas 78539.

CARTOONING & COMMERCIAL ART

"HOW TO MAKE MONEY with Simple Cartoons" — Everyone who likes to draw should have this book; Free. Send name, zip code. Cartoonists' Exchange, 991, Pleasant Hill, Ohio 45359.

COINS

SPECIAL: LINCOLN CENTS, 1954P, 1954-S, both coins only 10c. Stevens, Box 212W, Plainview, New York 11803.

1921S. LINCOLN PLUS Catalog 50c. Discount, fastest service. Martin's, 36K East Broadway, Tucson, Arizona 85701.

CONTESTS

SWEEPSTAKES CONTESTS. How to win. Write for free particulars. General Contests, 1609-13 East Fifth, Duluth, Minn. 55812.

CRAFT SUPPLIES

SKIL-CRAFTS New 200-page '67-'68 Catalog. Largest selection of Leathercraft, Artists, Hobby and Craft Supplies from one source. Send 50c (refunded with first \$5 minimum catalog order). Skil-Crafts, Box 105, Joplin, Missouri 64801.

CANDLE CRAFT Supply Catalog. 25c refundable. Barker Enterprises, Dept. W-7, 3422 Harbor S. W., Seattle, Wash. 98126.

ARTFOAM, STYROFOAM, CENTER-pieces, Favors, Patterns, Accessories. 25c brings 19 pages of information. Foam Fantasy, 1415 Genesee, Saginaw, Michigan 48605.

DANCING SHOES—LEOTARDS

TOE, TAP, BALLET, Dancing Tights, Majorette Supplies, Catalog 25c. Quincon, 7-W Foster, Quincy, Mass. 02169.

Of Interest to Women (Cont.)

NOTICE! Handmades wanted! Joyce Jones, Box 546X, Murphysboro, Ill. 62966.

LEARN DECORATIVE ARTS & CRAFTS. Excellent opportunities for starting part or full-time business in this new, exciting field. Great Hobby. Free color illustrated booklet. Lifetime Career Schools, Dept. E-160, 2251 Barry Avenue, Los Angeles, Calif. 90064.

WANT TO MAKE MONEY Selling Exciting New Products. Send Name for free 5 Months Subscription. Opportunity Magazine, Dept. 11-AO, 850 N. Dearborn, Chicago.

OLD GOLD & JEWELRY WANTED

CASH IMMEDIATELY For Old Gold—Jewelry, Gold Teeth, Watches, Diamonds, Silverware, Spectacles. Free Information. Rose Industries, 29-WB East Madison, Chicago 2, Illinois.

HIGHEST CASH for Gold, Jewelry, Gold Teeth, Rings, Diamonds, Watches, Silver, Platinum. Mail Articles Today. Free gift with information. Chicago Gold & Precious Metals, 6 E. Monroe, Dept. 1750, Chicago 60603.

WANTED, gold, silver, platinum (any form), mercury. Information free. Willmot's, 1067 Bridge St., Grand Rapids, Mich. 49504.

ORGANIZATION FUND RAISING

RAISE \$50 for your Church or group with Happiness Napkins. 5 Colorful designs, with wonderful sayings. Have 10 members each sell twenty 50c packages. Keep \$50 for your treasury, send me \$50. Send for details. Free Sample. Anna Wade, Dept. 829GA, Lynchburg, Va. 24505.

PHOTOS, COLORING FINISHING

FREE KODACOLOR FILM with roll developed and enlarged. 8 or 12 exposures \$1.98; 20 exposures \$3.25. Failures credited. Send this ad with order. Skrudland Photo, Dept. WB, Lake Geneva, Wisconsin 53147.

SURPRISE GIFT WITH FIRST ORDER. Introducing America's Most Beautiful Color Prints. Kodacolor roll developed, eight or twelve exposures \$1.95; twenty \$2.95. Fast Service! Black and white 70c. Willard's, Box 857-E, Cleveland, Ohio 44122.

12 EXP. KODACOLOR—\$2.99, includes new film. Reprint 13c. 12 exp. B&W — 79c. Hoosier Photos, Box 1405-WB, Muncie, Indiana.

POULTRY, PIGEONS, RABBITS

BOOKS 50c EACH: Chinchillas, Rabbits, Monkeys, Guinea Pigs, Pigeons. 285 picture brochure 35c. Color Poultry Book \$1.00—270 pictures. Stromberg's, Fort Dodge 28, Iowa 50501.

QUILTING REMNANTS

WOOLEN QUILT PIECES. 100% Wool pieces. 3 pounds \$1.98 postage included. Clearbrook Woolen Shop, Clearbrook, Virginia.

QUILT PIECES: 3 lbs. Colorful Cotton Prints \$1.98; 3 lbs. Beautiful Corduroy \$2.50; 5 lbs. Cotton Rug Strips \$2.98. Postage Extra. Johnson, 141 North Lincoln, Lombard, Illinois 60148.

REAL ESTATE FOR SALE

FREE . . . New Illustrated Spring 1968 Catalog! Describes hundreds of farms, ranches, town and country homes, businesses, vacation, retirement and waterfront properties coast to coast! Specify type property and location preferred. Zip code, please. United Farm Agency, 612-KT West 47th St., Kansas City, Mo. 64112.

SALESWOMEN WANTED

MAKE EXTRA MONEY! Introduce New Miracle Cantreze Nylons at 69c a pair. Guaranteed Never to Run. We show you how. Supply big outfit and sample stocking Free. Spare-time cash year-round. It's easy. Write American Mills, Dept. C123, Memphis, Tenn. 38101.

SCHOOLS

FINISH HIGH SCHOOL at home. No classes. Texts furnished. Diploma awarded. If 17 or over and have left school, write for Free information and booklet. Wayne School, a Division of LaSalle Extension University, a correspondence institution, Dept. 73-525, 417 S. Dearborn, Chicago, Illinois 60605.

LIVE IN LUXURY with Good Pay. Be an apartment manager. Write Weaver Schools (Apartment Division), 3521-F Broadway, Kansas City, Mo. 64111.

SECOND CHANCE FOR HIGH SCHOOL Dropouts. Get diploma at home in spare time. Full credit for previous schooling. No classes. Given Free: Booklet on finishing high school at home, Government advice for drop-outs, aptitude test. Write: Academy for Home Study, 425 S. Dearborn, Dept. 73-918, Chicago, Illinois 60605.

SEWING SUPPLIES

"QUILTERS DELIGHT"—89 Charming Quilt Designs 99c. Also 50 "Quilt Blocks" 6 inch squares \$1.65 or 14 large 12 inch "Quilt Blocks". Colorfast Cotton Quality Prints. National Needlecraft, Box 35084, Los Angeles, Calif. 90035.

SEWING SUPPLIES. Discount prices. Free Catalogue. Dept. W., Button Shop, Box 1065, Oak Park, Illinois 60304.

EMBROIDERY HOOPS Precision made hardwood embroidery hoops of excellent swiss workmanship. Adjustable 9 1/2" hoop \$5.00. Satisfaction guaranteed. Clicking Needles Studio, 230 East 79th Street, New York 10021.

SHELLCRAFT

SHELLCRAFT FINDINGS Catalog and 100 assorted shells, \$1. Bonita Shells, 387W, Bonita Springs, Fla.

A NEW YEAR, Five New Shell Floral Bouquets. Send 10c for Brochure. Shellcraft, Dept. F-1, 514 Northwest 79th St., Miami, Fla. 33150.

SPARE TIME OPPORTUNITIES

MAKE BIG MONEY FAST! \$1,000.00 in 60 days possible. It's easy taking orders for Dwarf, Standard fruit trees, roses, ornamentals, etc. Price earned \$7,118.90 first year! Color Outfit Free! Stark, Desk 30118, Louisiana, Missouri 63353.

MONEY—SPARE TIME OPPORTUNITY. We Pay Cash for Nothing, but your opinions, written from home, about samples of our clients' products. Nothing to sell, canvass or learn. No Skills. No Experience. Just honesty. Details from: Research 669, Mineola, N.Y. 11501. Dept. BY-21.

HOW TO MAKE MONEY Writing Short Paragraphs. Information Free. Barrett, Dept. C-13-A1, 6216 N. Clark, Chicago 60626.

STAMPS

FREE 115 UNUSUAL STAMPS: all Continents, Airmails, Dead Countries, Pictorials, etc. Worth \$2, introducing our superb service of U.S. and Foreign Approvals. Send 10c for handling. Globus Stamp Co., New York, New York 10010. Dept. 664.

FREE WONDERFUL New United States Catalog! Postage and Airmails Complete. 786 Illustrations. Special offers, Bargains Galore—Everything! Send Today. H. E. Harris, Dept. FC-1, Boston, Mass. 02117.

"COLORFUL" SET FREE! Request Approvals. Gorliz, Drawer 388WB, Park Ridge, Illinois 60068.

WOW! 110 ALL DIFFERENT GERMANY 10c. Commemoratives, Airmails, High Values, Big catalog, bargain lists also, fine stamps from our approval service, which you may return without purchases and cancel service at any time. Jamestown Stamp, Dept. A18WB, Jamestown, N.Y. 14701.

QUEEN ELIZABETH, A beautiful collection of 50 Different stamps all bearing the portrait of the Queen of England. 10c with approvals. Wolverine Stamps, Dept. 65 D, Fruitport, Mich. 49415.

COMPLETE UNITED STATES Stamp Price List. Free upon request. Jay Richards, Box 373W, Hempstead, New York 11551.

FREE: 30 Different United States Commemoratives, when requesting United States approvals. Shelron, Box 187W, Hempstead, New York 11551.

EXPLOSIVE NEAR EAST always in the news. We are offering a nice collection of stamps from Israel, Egypt, Jordan, Syria, Iraq, etc. for only 10c to approval applicants. Clark Stamps, Dept. 65C, Muskegon, Mich. 49444.

HORN OF PLENTY! FREE!! Beautiful Japan, Kenya, France, Jamaica, South Africa plus 200 Surprise Stamps (\$4.50 value) and Gift Coupons to introduce our low priced but magnificent foreign approvals. Adults only. Trio, Box 1806-JW, New York, N. Y. 10017.

FREE! BIG BARGAIN CATALOG—New Edition listing thousands of bargains including U.S. and B.N.A. stamps, packets, albums, accessories and supplies. Also, fine stamps from our approval service which you may return without purchases and cancel service at any time. Jamestown Stamp, Dept. E18WB, Jamestown, N.Y. 14701.

Stamps (Cont.)

RARE STAMP FREE. Also new packet Aden to Urundi, with Kennedy, Triangles, Space, Sports, Ships, Dogs, Cats, Reptiles, plus others. All Free. Send 10c for mailing. Empire Stamp Co., Toronto, Canada.

WEAVING SUPPLIES

WEAVE RUGS—Make Good Profits—No experience necessary! Free Catalog, sample card, and low prices on carpet warp, rug filler, looms, parts, inexpensive beam counter. If you have loom—advise make, weaving width please. Or. Rug Company, Dept. 1851, Lima, Ohio 45802.

YARD GOODS

YARD GOODS, over 20 yards, \$4.00. Factory perfects, mill ends, cottons, bonded. Direct from \$10-\$60 dress assembly lines. Postpaid. Preciosa Mills, 2737 San Jose, Dallas, Texas 75211.

Painted Grapes

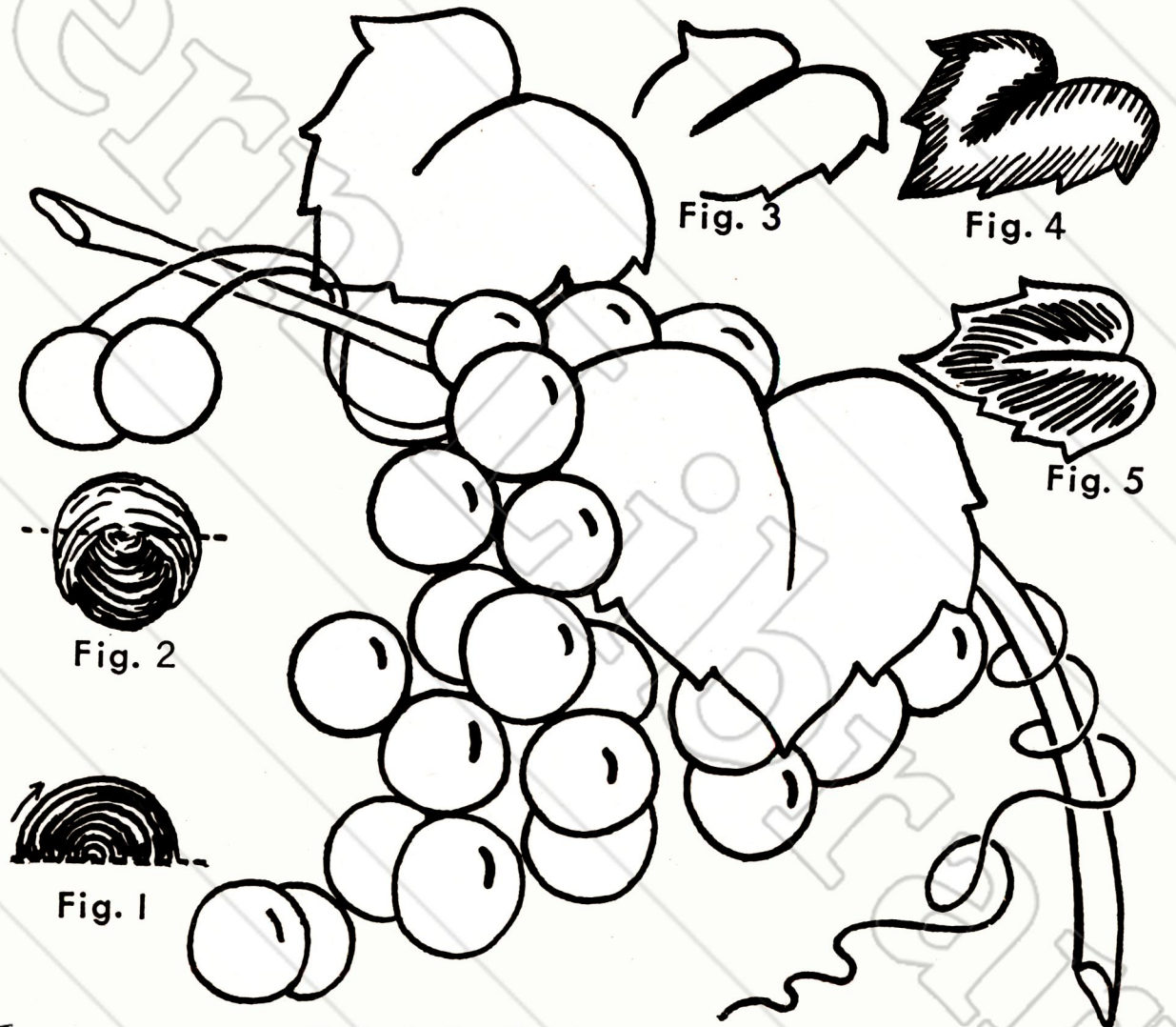
(Continued from Page 56)

First, wash can with soap and water, dry and sand lightly to roughen surface so paint will adhere better. Give can base coat of paint with either a brush-on flat white enamel or spray enamel. Two light coats are better than one heavy one. If using brush-on paint, sand lightly and dust well between coats. If spray is used, follow manufacturer's

directions. Hold can 16 to 18 inches from object. This gives more surface texture and makes antiquing and decorating much easier. Allow 24 hours for drying before antiquing.

To antique, squeeze onto palette pad (sheet of tracing paper or old white plate) a portion of paint from all tubes except white. You will need an inch of umber, a touch of red and little more blue and a little

(Continued on Page 62)



Painted Grapes

(Continued from Page 61)

more yellow than blue. Mix colors with knife. Mix a few drops turps, and, if available, a few drops linseed oil into paint. Moisten small cloth in turps, rub in antiquing color and wipe liberally over surface of can, getting paint well into crevices. Do can and lid separately. With clean cloth wipe off smoothly, exerting more pressure throughout center part and softer toward ends or edges. Blend so no sharp dividing lines remain between light and dark area. More mix may be needed.

Mix yellow and blue to a yellow green shade, wipe on light area, blend as before. If paint dries too quickly to blend, moisten blending cloth with turps. If not pleased with first effort, repeat process. Allow to dry before tracing on pattern.

To trace, lay sheet of transparent tracing paper directly over grape design. With pencil, trace outline. To transfer pattern to article, place tracing in desired position and tape top edge in place. Slip in carbon and retrace. Remove carbon and check tracing.

Place along one edge of palette a little of all colors, plus white. Pour turps into small jar. With knife, mix together red, blue and a little umber. Remove a portion of this and add some white. Remove another portion and add more white. This gives 3 shades of purple for grapes.

Moisten brush in turps, dry on tissue and dip into darkest color of purple. Lay brush down almost flat on palette, drag across palette with tip of brush last. Turn brush over and repeat dragging motion in same place on palette. If brush sticks, touch corner into turps and repeat procedure. Any time color is changed in brush or a touch of another color



is added to that in brush, repeat filling directions.

Hold brush as if it were a pencil. The little finger is extended and weight of hand rests on this, allowing other fingers to pivot or move up and down at will.

Hold brush in straight up and down position with tip of bristles just resting on paper. Press down and away from you. Bristles should now be almost flat against paper. Hold down firmly with little finger and keeping pressure on brush, pivot or roll brush slowly between thumb and forefinger to make a half circle. Lift brush up smoothly (Fig. 1).

Turn paper or object (turn first half of grape upside down). Clean and dry brush, fill with lighter shade of purple. Now complete circle, making a crescent stroke shaped like a new moon. Start on one side of grape, using brush first on tip end of bristles, then almost flat, ending crescent by gradually lifting brush to tip again on opposite side. (Fig. 2). Brush is held firmly. Do not allow to roll between fingers. If too sharp a dividing line is left between dark area and light area,

touch in center of grape lightly with finger tip. Now with pointed brush, add one tiny streak of white highlight slightly off center in light area.

Put bunch of grapes together, beginning at lower end and working toward top. Paint in light and dark as indicated in photograph. Complete each grape, except for white highlight. While still wet put in next grape right over top. After complete bunch is done, use only white to re-accent light side of grapes. Add white highlight to all grapes.

For leaves use blue, yellow and umber. Mix as before so there will be 2 or 3 shades of green. A shade of green can be used for blue if available. Fill in, following sketches.

Using darkest shade, paint in vein (Fig. 3). Paint in medium shade of green where shaded (Fig. 4). Using lightest shade of green, paint in where shading is shown in (Fig. 5). Paint almost to center vein and edge, overlapping medium shade of green painted in (Fig. 4). Small areas between grapes and dark area above are filled in with dark green, using small paint brush.

All areas behind or between grapes, leaves or stems are painted dark green, using no white.

Allow to dry thoroughly for several days. Clean surface with soft cloth moistened in turps. Varnish. Design can be antiqued again after varnish is dry to soften the effect, then revarnished.

Tatted Edge

Make this two color edging in white combined with any pastel color desired. Rayon crochet thread was used for original with shuttle thread white and ball thread blue. Size 30 or 40 crochet cotton may be used to make finer edging. You will need a tating shuttle and thread in type and colors desired.

Abbreviations:


- r (ring)
- p (picot)
- ch (chain)
- cl r (close ring)
- ds (double stitch)
- rw (reverse work)

Fill shuttle thread with white.


R of 7 ds, p, 7 ds, cl r. Tie ball thread to shuttle threads, ch 5 ds, p, 5 ds, join to p of r, p, 5 ds, p, 5 ds, join to base of r, rw. * Ch 5 ds, small p, 5 ds, 2 p sep by 2 ds, 5 ds, small p, 5 ds, rw. R of 2 ds, 3 p sep by 3 ds, 2 ds, cl r, rw. Ch 3 ds, rw. R of 2 ds, join to last p of last r, 3 ds, join to adjacent p of ch around large r, 3 ds, p, 2 ds, cl r, rw. Ch 3




ds, rw. (R of 2 ds, join to last p of last r, 3 ds, 2 p sep by 3 ds, 2 ds, cl r, rw. Ch 2 ds, rw) twice. (R of 2 ds, join to last p of last r, 3 ds, 2 p sep by 3 ds, 2 ds, cl r, rw, ch 3 ds, rw) twice. R of 2 ds, join to last p of last r, 2 p sep by 3 ds, 2 ds, cl r, join at base of first r, rw. Ch 5 ds, join to next small p of adjacent ch, 5 ds, 2 p sep by 2 ds, 5 ds, small p, 5 ds, rw. R of 7 ds, p, 7 ds, cl r, rw. Ch 5 ds, join to center p of 6th r, 5 ds, join in p of last r, p, ch 5 ds, p, 5 ds, join at base of last r, rw. Repeat from * for length desired. Tie and cut threads.



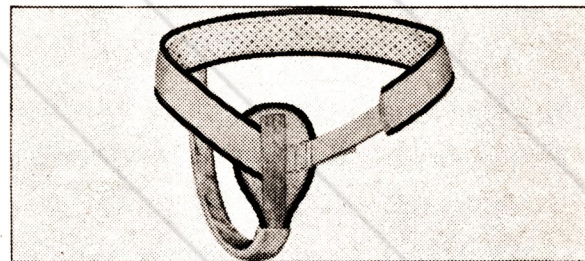
500 RETURN ADDRESS LABELS — 50c! Quick and handy way to put your name and return address on letters, checks, books, records, etc. Any name, address and Zip code up to 4 lines, beautifully printed in black on white gummed labels with rich gold trim. About 2" long. Set of 500 labels just 50c postpaid. Free plastic box for purse or desk. We ship within 48 hours. Money back if not pleased. Don't know your Zip code? Add 10c per set and we will look it up. Same fast service. Walter Drake & Sons, 301-3 Drake Building, Colorado Springs, Colorado 80901. Send for free catalog of other unusual gift items.



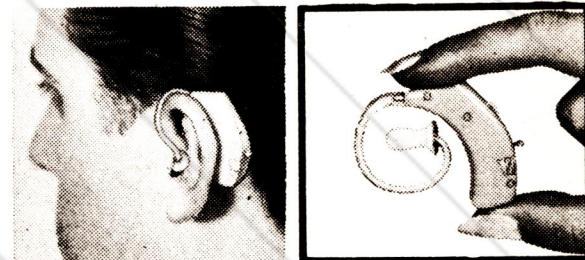
KNIT A SWEATER IN A DAY! Now even a beginner can do it with this amazing new knitter. Knit any size, pattern, or stitch: Argyle, Cable, etc. It can't drop a stitch; equalized tension assures uniform stitching. Automatic counting. You can't go wrong... Sweaters, Suits, Scarves, all have that professional look. Try it for 10 days—if not completely thrilled and delighted, then return for your money back. Only \$4.98 complete with step-by-step picture instruction book and patterns. A wonderful gift. Two Sets \$9. Offer may not be repeated. Order by mail from Research Products Co., Dept. WB-1, 54 W. Park Place, Stamford, Conn.



MONUMENTS—AND MARKERS—Shipped direct from quarry. Buy direct and save middleman profits. Select from 50 beautiful Rockdale Monuments and Markers. Elegantly designed. Low down payment. Easy terms, as low as \$1.25 a week. Rockdale pays freight—Complete satisfaction or money back. Free color-illustrated catalog sent postpaid. Write to Dept. 179A, Rockdale Monument Co., Joliet, Illinois 60434.




GOODBY RUPTURE MISERY. Patented Comfortruss weighs just 3½ ozs., yet holds reducible inguinal hernia as gently and surely as your hand. Body belt of soft, cloth-covered foam rubber. No laces, no snaps—quick one-buckle adjustment. Foam rubber groin pad. Washable. \$4.98 right or left side, \$6.98 double plus 25c postage. Send measurement around lowest part of abdomen. Kinlen Co., Dept. WK-18C, 809 Wyandotte, Kansas City, Mo. 64105.



CUT COSTS \$200 on (Behind-the-Ear) Hearing Aid. Why pay \$300 or more? Get the same benefits with tiny transistorized Intonaids with Free custom-made ear mold and 6 batteries, only \$89.90 cash or easy time payments. Our unique distribution plan is supervised by electronic experts skilled in directing the use of hearing aids by mail. Fully Guaranteed. Send for information. Internat'l Convalescent Aids, Dept. A-971, 14 E. 38 St., N.Y.C. 10016.



FLOWER AND GARDEN MAGAZINE. Special half price offer: \$2 for 16 issues! Save \$2! You get specific help for your climate and soil conditions—information on new hardy varieties of flowers, shrubs, fruits, vegetables—greenhouse gardening—landscape aids for dry, sunny or shady areas—hints on house plants and flower arranging to bring your garden indoors—gardening operations explained in clear pictures and step-by-step diagrams—plus labor-saving ideas for both beginners and experts. Order now! Money back guarantee! Save ½ regular cost of \$4. Send \$2 for 16 issues. Flower and Garden, Dept. 1022, 4251 Pennsylvania Ave., Kansas City, Mo. 64111.



WORKBENCH MAGAZINE. No homeowner can afford to be without this valuable how-to-do-it help. Each issue packed with home workshop, building, repair projects. Tips on home maintenance, remodeling, wiring, plumbing, installing tile. Save money on budget-breaking repairs. Even an amateur can build beautiful furniture easily with Workbench aid. Pre-tested projects give easy-to-understand directions, step-by-step photographs. You can have the pride and satisfaction that comes when you do it yourself. Send just \$2.00 for 20 months (ten issues). Workbench, Dept. 1078, 4251 Pennsylvania Ave., Kansas City, Mo. 64111.



LEARN UPHOLSTERY AT HOME. Fascinating home course. Upholster sofas, chairs, footstools; make glamorous drapes, slipcovers. Exciting new methods, all styles including fabulous new Naugahydes. Free special tools. Creative upholstery is light, easy, clean. Make wonderful spare time income; qualify for a high paying job. Earn as you learn. Free fascinating career book. Send today! Modern Upholstery Institute, Box 899-AKW, Orange, Calif. 92669.



MAN IN THE MOON. Drunkards Path, Aunt Eliza's Star, Double Irish Chain, Milady's Fan! Patterns with directions, yardage needs, piece count for these and 11 other popular quilts given in new 16 page pattern book No. 3500, only 50c. Book No. 3175 also 50c, gives patterns for Grandmother's Flower Garden, Star of Bethlehem and 13 other prize winning quilts. Both books only \$1.00 postpaid. Aunt Martha's Studios, Inc., Dept. WB-168, 1243 Swift, Kansas City, Mo. 64116



MORTON'S REMODELS YOUR OLD FUR into New Beautiful style, only \$27.95. Includes new lining, interlining, monogram, cleaning, glazing. Morton's is World's Largest Fur Restyling Specialist. 45 Styles — all \$27.95. Work Guaranteed no matter how old your fur. Praised by Glamour, Vogue, etc. Send no money! Just mail old fur; state dress size. Pay postman plus postage on arrival. Or write for New Free Style Book, Morton's, Dept. 97-A, Washington, D.C. 20004.

Textured Crochet
 Cardigan

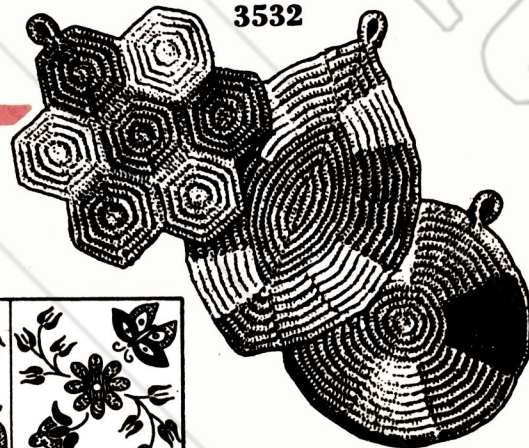
3695—Eight charming Dutch girls will dress up a set of 7 tea towels, a luncheon set, pictures, plus other items. Tube paint or embroider in attractive colors.

3694—Shown in two versions (alternated squares or all over repeat) the flowers and butterfly quilt block could also be used for pillow tops, pillow slips, etc. Blocks may be appliquéd or tube painted in vibrant colors.

3532—Three favorite quilts—Grandmother's Flower Garden, Double Wedding Ring, Baby Aster—inspired these unusual crochet pan-holders. Color suggestions also included.



3694



3532



3072

3072—Young swans, waterlilies, cattails and frogs are as graceful as can be. Place them on bathroom accessories, walls, in the children's room, trays, etc. Embroider or use various paints and techniques.



(Directions on Page 49)

Send THIRTY-FIVE CENTS (in coin) for each usable-several-times Hot Iron Transfer or Direction Sheet or Quilt Pattern to:
 HOMECRAFT SERVICE, Dept. WB
 1245 Swift, North Kansas City, Missouri 64116