

1707 COLUMBIA AVENUE
MIDDLETOWN, OHIO

The Work Basket



HOME AND NEEDLECRAFT

For Pleasure and Profit

VOLUME 15

2969 October 1949

NUMBER 1



IDEAS for the Bazaar, the Home,
Gifts, Sparetime Money Makers,
with Many Articles, Easily Made and
Inexpensive, that Find a Ready Sale.

Suited to You ... and Fall!

TIP TOP AND TERRIFIC!

No question about it . . . this honey of a suit is the perfect answer to the "What shall I wear" question! It goes everywhere with everything because it's tailored yet feminine . . . casual yet thoroughly costume-y. Note how the distinctive button detailing swings fashion interest to the back, pep to the peplum and zest to the rest! Your choice of two wrinkle-resistant, menswear fabrics in either grey or medium brown.

As pictured in Spun Glen Plaid Menswear

Style G4971 **\$6⁹⁸**
SIZES: 9 to 17-10 to 20

Style G4971 W **\$7⁹⁸**
WOMEN'S SIZES: 38 to 44

In Superior Quality Frostpoint Menswear
Style F4971-Sizes 9 to 17-10 to 20 \$7.98
Style F4971W-
Women's Sizes 38 to 44 . . . \$8.98



★
**ADOLPHE
MENJOU**
(Courtesy of
M.G.M.)

The Unanimous
Choice of our
World Famous
Fashion Board

- ★ GINNY SIMMS
- ★ BILLIE BURKE
- ★ PATRICIA STEVENS

The "in-the-know" style sense of these "best-dressed" personalities combines with the "know how" of our fashion designers to bring you Dress-of-the-Month Club originals of outstanding merit at down-to-earth prices.



the DRESS of the MONTH Club

2323 S. MICHIGAN AVE., CHICAGO 16, ILL., DEPT. W3

Please send me DOMC styles, sizes and colors indicated below. Include information on how I can join The-Dress-of-the-Month Club and receive valuable Bonus Gifts at no extra cost.

Style	Size	1st Color Choice	2nd Color Choice

- ☐ Here's cash in full; Ship postpaid. Total order \$
- ☐ Here's \$1 deposit; Ship balance C.O.D. plus postage.

Name _____
Address _____
City _____ Zone _____ State _____

You save C. O. D.
fee and postage
by enclosing
prepayment.

MONEY-BACK GUARANTEE OF SATISFACTION

Send only

\$1 Good
Faith
Deposit

Then pay postman balance plus postage. Deposit must accompany order. If not delighted return in 10 days for speedy refund.

Bedside Table Doily

(Shown on Front Cover)

A partial ball or skein of white or ecru Lily Homestead Crochet and Knitting Cotton was used to crochet this doily; use a size 12 crochet hook. It makes a nice doily to place under a lamp or vase.

Abbreviations: Ch (chain); st (stitch); sl st (slip stitch); sk (skip); lp (loop); sc (single crochet); dc (double crochet); tr (treble)—thread over hook twice and work off two lps at a time; tr cluster—hold last lp of each tr on hook, thread over and pull through all lps at once; r (ring); sp (space); dtr (double treble)—thread over hook 3 times, work off as for a tr; p (picot).

Ch 9, sl st in first st to form a r. Ch 1, 16 sc in r, sl st in first sc. (Ch 6, sc in next sc) 15 times, ch 3, dc in next sc.

Row 2: (Ch 6, sc in next lp) 15 times, ch 3, dc in dc at end of last row. Repeat row 2 once.

Row 4: Ch 3, 2 dc in same lp, (ch 5, 3 dc in next lp) repeated around. End with ch 3, dc in top of first 3-ch.

Row 5: Turn, * ch 6, 4 tr in starting st of 6-ch, holding back the last lp of each tr on hook, thread over and pull through all 5 lps on hook at once for a cluster, ch 7, a 4-tr cluster in 6th st from hook, ch 1, sc in next 5-ch lp. Repeat from * around, ending with

one cluster, ch 1, and a 5 tr cluster made in st at base of first cluster.

Row 6: Ch 1, turn, sc between last 2 clusters, ch 12, sc between two clusters of next lp, ** ch 5, turn, sk last 2 sts of 12-ch, dc in next st, * ch 2, dc in next third ch st. Ch 5, turn, sk last dc, dc in next dc, ch 2, dc in third st of next 5-ch **, ch 6, sc between clusters of next lp, ch 5, turn, sk last 2 sts of 6-ch, dc in next st. Repeat from * around. To complete row, sl st to third st of first lp, ch 2, turn, sk last 2 sts of last 6-ch, dc in next st, ch 2, dc in next third st, ch 5, turn, dc in next dc, ch 2, sl st in next third st of starting 12-ch lp.

Row 7: Sl st up to center st at top of next square, ch 3, 5 dc in same st, ch 3, turn, 2 dc in last dc, dc in each of next 4 dc, 3 dc in end st. Ch 3 turn, sk last 4 dc, tr in next dc, * (ch 3, tr) 3 times in same st, ch 3, sk 4 dc, sl st in end st. Ch 5, 6 dc in one lp of center st at top of next square, ch 3, turn, 2 dc in last dc, dc in each of next 4 dc, 2 dc in end dc, sl st in next third ch st. Ch 3, turn, sk sl st and last 3 dc, tr in next dc. Repeat from * around. Ch 2, sl st in corner of first triangle.

Row 8: * (3 sc in next 3-ch sp, 1 sc in tr) 4 times, 3 sc in next sp, 1 sc between triangles. Repeat from * around and join.

The WORKBASKET is published monthly by Modern Handcraft, Inc., 2401 Burlington, Kansas City 16, Missouri. Entered as second class matter February 6, 1948, at the Post Office at Kansas City, Missouri, under the act of March 3, 1879. Annual subscription rate \$1.50 in United States and its possessions; \$2.50 in Canada. One month advance notice is required for change of subscription address. Both old and new address must be given and request marked for Circulation Department. Printed in U.S.A. Copyright 1949 by Modern Handcraft, Inc.

Row 9: Ch 20, sc in tip of next point and repeat from ** to ** in row 6. *Ch 6, dtr down in sc between points, ch 5, turn, dc in third st of 6-ch, ch 2, dc in next third ch st, ch 5, turn, dc in next dc, ch 2, dc in third st of next 5-ch, ch 6, sc in tip of next point and make another square. Repeat from * around, joining final 6-ch to 8th st of first 20-ch, then complete row as in row 6.

Row 10: Sl st to top corner of next square, * (ch 12, sc in 2 lps of 5th ch st from hook for a p) twice, ch 8, sc in top of next square. Repeat from * around. Cut thread end 6 inches long, thread to a needle and fasten off on back.

Row 11: Sc in center of one lp, * (ch 7, p) 3 times, ch 3, sc in next lp. Repeat from * around and fasten off.

Stretch doily several inches and pin right-side-down in a true circle. Steam and press dry through a cloth.

BROKEN JEWELRY WANTED

All kinds. Highest cash prices paid for rings, jewelry, spectacles, - gold teeth, diamonds, broken and usable watches, etc. Cash mailed promptly. Write for FREE shipping container.

Lowe's, Dept. WB
Holland Bldg., St. Louis, Mo.



FREE
CATALOG
SAVE ON
COTTONS!

BEAT HIGH PRICES. Write today for South Carolina Mills' new, FREE catalog of cotton values. Down-to-earth prices on shirts, underwear, dresses, children's wear, prints, towels, sheets—scores of cottons for the family and the home. Every item is backed up by a **MONEY-BACK GUARANTEE**. It's easy to order, too. Don't delay! Mail a postcard or a letter for your **FREE** copy of this valuable "Cottons" Catalog today.

SOUTH CAROLINA MILLS
Dept. 715 SPARTANBURG, S. C.

KNITTED BABY SET

Here's a very cute and easy-to-make 4-piece baby set for those of you who like to knit. The original model was made of Friendship House Baby Yarn in baby pink; white, baby blue or baby yellow would also be very pretty. The set is for about a 3-month old baby. You will need a pair each of number 2 and 3 knitting needles.

Abbreviations: Sts (stitches); k (knit); p (purl); sl (slip); O (yarn over); tog (together); pssso (pass slipped stitch over); inc (increase).

JACKET—This jacket is knitted lengthwise, plain knitting throughout. A **row** is once across the needle, a **rib** is twice across the needle.

Front: With number 3 needles, cast on 60 sts. K 2 rows (1 rib).

On next row, * k 50 sts (leaving 10 sts for the yoke at top), turn, sl the first st and k back.

Next row, k on all 60 sts.

Turn and k one row on all 60 sts. *


Repeat these 4 rows from * to * until there are 35 ribs at the lower edge which is the width of one front.

Sleeve: Starting at the lower edge, k 35 sts and sl these sts off on a stitch holder.

On remaining 25 sts work as follows: K one rib on 15 sts, leaving the 10 sts for yoke.

Cast on 30 sts at the beginning of the next row for sleeve. (55 sts on needle).

Starting at the bottom of sleeve, work as follows: * K one row on all 55 sts. Next row, k 45 sts (leaving 10 sts for cuff), turn, sl first st and k to within 10 sts of end of needle (yoke), sl first st and k to end of needle (bottom of sleeve). *



Repeat these last 4 rows from * to *, until there are 25 ribs at the cuff edge.

Back: Now bind off the 30 sts cast on for sleeve, pick up the 35 sts on stitch holder and repeat directions for front until there are 62 ribs across back.

Make other sleeve and front to correspond. Bind off loosely. Sew up seams.

Finish: With number 13 needles or number 1 bone needles, pick up and k 92 sts around neck edge and work in ribbing of k 2, p 2 for 4 rows.

Next row: Make a beading by * k 1, k 2 tog, O and repeat from * across row.

K back and bind off on wrong side. Run ribbon through the beading.

BONNET—With number 3 needles, cast on 7 sts.

Row 1: K this and all odd rows.

Row 2: K, inc 1 st in every st (14 sts).

Row 4: K, inc 1 st in every other st (21 sts).

FREE SAMPLES • 100% VIRGIN WOOL KNITTING YARNS



Finely spun. Baby-soft. New low mill-to-you prices. Write for free samples of 114 vibrant colors and Christmas idea booklet.

FRIENDSHIP HOUSE 18 Church St. Winchester, Mass.

Row 6: K, inc in every third st (28 sts).

Row 8: K, inc in every fourth st (35 sts).

Continue in this manner, inc 7 sts every other row having one more st between the incs each time until there are 91 sts on needle.

Bind off 3 sts at the beginning of each of the next 2 rows.

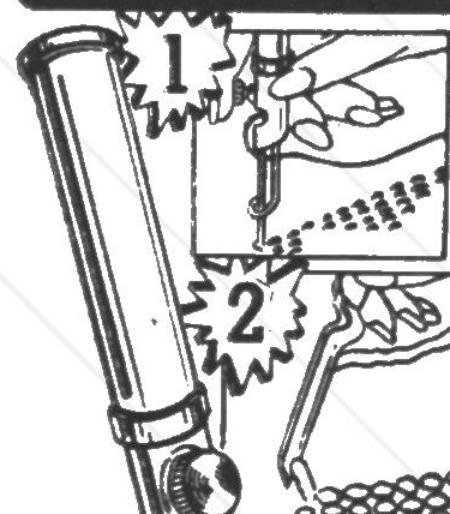
K even. for 4¼ inches, then work

(Continued on Page 6)

Rug Material—100% Wool

● **WOOL BLANKET PIECES** in 10 bright colors suitable for all types of rugs. ● **Prices:** 55¢ per pound, 25 pounds or over. Less than 25 pounds, 65¢ per pound. For only 10¢ per pound extra we will cut the material into 1½ inch, 1 inch, ¾ inch, or ½ inch strips. ● **Prices f. o. b. Bloomfield.** **FREE SAMPLES** sent upon request. **BLOOMFIELD WOOLEN CO.** DEPT. WO-10 BLOOMFIELD, INDIANA

EMBROIDERY ART NEEDLE



Make perfect embroidery with wonderful, new Art Needle. Adjustable holder and four special needles for work as dainty as baby things to making hooked rugs. Makes the finest embroidery on silks, linens, curtains, bedspreads, etc.

MAKE HOOK RUGS

Quicker, easier, simpler than any other way. Yarn, chenille, rag strips feed through the needle and loops are quickly and uniformly made.

No sewing. Makes beautiful hand hooked rugs, foot stool covers, chair seats, pillow tops, etc.

ONLY

\$1.

NEEDLEWORKERS DELIGHT

Complete, easy directions with each set. Make wonderful gifts—things to sell. **SEND NO MONEY.** Mail name and address. On arrival pay postman \$1.00 plus C. O. D. postage. **SAVE** — Send cash with order and we pay postage. If not delighted, return for your \$1.00 back. **Guaranteed.**

BOND-CRAFT, Dept. 190-A, Box 644, Kansas City 10, Mo

Beautiful RIBBONS

for 1001 uses—Party Dresses, Lin-
gerie, Hair Bows, Hats, Lampshades,
etc. Gorgeous assortment. All new.
1 to 5-yd. pieces. 1/4 to 3" wide.
Postpaid or C.O.D. plus postage.
Money back guarantee.

BARGAIN BOXES

50 yds. 1.00

150 yds. 2.00

300 yds. 3.00


WOTRING CO., Catasauqua 29, Pa.

WANTED JEWELRY

We buy old or broken jewelry. Highest cash
prices paid immediately. Mail us gold teeth,
watches, rings, diamonds, silverware, eye
glasses, old gold, silver, platinum, etc.
Satisfaction guaranteed or your merchandise
returned. Write for free information.

ROSE SMELTING CO.

29-WB East Madison St., Chicago 2, Ill.



Make your own scarfs, table-mats, etc. on this
wood weaving loom with metal pins. Use wool
or cotton yarn. Makes articles up to 12" in
width; any length. Complete with instructions.
Dealers inquiries invited. Shipped ppd. Send
cash, check or money order for \$1.00 to:

EDCRAFT, 1803 S. 51st Ave., Cicero 50, Illinois

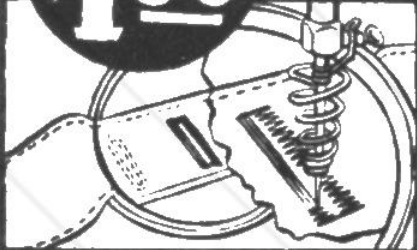
HEMSTITCHER



Hemstitch on any sewing machine with this handy
attachment. Does two piece, criss-cross, inlaid,
circular and hemstitching for pleats; also tucking,
smocking and picoting. Makes rugs, comforters,
slippers, etc. out of any material. Easy directions
included.

Both
for
\$1.00

BUTTON HOLER



Makes button holes on your sewing machine in-
stead of by hand. / so darns stockings, sews
buttons, zippers; and can be used for quilting.
Sews in any direction—front, back or sideways.

SEND NO MONEY—Merely send your name,
address and pay postman \$1.00 plus postage on
arrival. Or, send \$1.00 with order, and we mail

attachments postage paid. You risk nothing. Satisfaction guaranteed or \$1.00 back

LELANE CO., Dept. W109, Box 571, Kansas City 10, Mo.

EASY TO LEARN MILLINERY AT HOME



Design and make exclusive hats under
personal direction of one of America's
noted designers. Complete materials,
blocks, etc., furnished. Every step
illustrated. You make exclusive sal-
able hats at once. Begin profitable
business in spare time. Low cost,
easy terms.

LOUIE MILLER SCHOOL OF MILLINERY

225 North Wabash Ave. Dept. 8310, Chicago 1, Ill.

Please send me your **FREE** catalog describing
your training course in professional millinery.

Name

Address

(Continued from Page 5)

border as follows: Row 1: * K 1, p 1
and repeat from * across row. Row
2: P this row. This side is right side
of border.

Rows 3 through 8: Repeat rows 1
and 2 alternately.

Row 9: Work as row 1. Bind off.
Sew seam at center back of bonnet.
Fold front border back and tack.

Neck Band: With right side of
work toward you, pick up 54 sts along
lower edge of bonnet.

Row 1: K 18 sts, work next 18 sts
in ribbing of k 2, p 2, k last 18 sts.
Repeat this row 7 more times. Bind
off.

Pick up 7 sts at end edge of front
of neck band (along the side of the
turn back) and k 6 ridges, make tab
on other side, making a buttonhole in
the 6th ridge by k 3, O, k 2 tog, k 2.
Decrease 1 st at the beginning of every
row until 2 sts remain. Bind off.

BOOTEES — With number 2
needles, cast on 56 sts and k every
row, inc 1 st at the beginning of every
row until there are 66 sts on needle.

Work even on these 66 sts for 5
more ridges (10 rows). Next row, k
30 sts, sl 1, k 1, psso, k 2, k 2 tog, k
30.

Next row, k 29, sl 1, k 1, psso, k 2,
k 2 tog, k 29. Next row, k 28, sl 1, k 1,
psso, k 2, k 2 tog, k 28. Continue in
this manner, decreasing 2 sts every
row, until 36 sts remain. Now work
in ribbing of k 2, p 2 for 8 rows, k 2
rows and bind off.

Sew a seam along back edge and
bottom of foot. Make a cord and run
it through the ribbing at top, if desired.

THUMBLESS MITTENS — With
a pair of number 2 needles, cast on 40
sts and work in ribbing of k 2, p 2

for 1½ inches. K plain for 24 ridges, then narrow as follows, but note a row is only once across.

Row 1: K 4 sts, k 2 tog and repeat to end of row.

Row 2: K 3 sts, k 2 tog and repeat to end of row.

Row 3: K 2 sts, k 2 tog and repeat

to end of row.

Row 4: K 1 st, k 2 tog and repeat to end of row (14 sts).

Bind off, fold over and sew up. Make a cord and run it through the ribbing or make a long cord and attach it to ends of mittens running the cord through sleeves of jacket.

DAISY SHAWL

You will need approximately one ounce each of white and a color of two-fold zephyr-wool to make this daisy shawl. It is made with a Crazy Daisy Winder and a size 3 crochet hook.



The shawl will measure about 34 inches square.

Abbreviations: Ch (chain); st (stitch); sl st (slip stitch); sk (skip); lp (loop); sc (single crochet); dc (double crochet); p (picot); tr (treble)—thread over hook twice and work off

(Continued on Page 8)

WEAVE at HOME!

Easy! Fascinating! Profitable!

Easy to learn! Fun to do! Make gorgeous hand-woven rugs, scarves, napkins for your home and family . . . and **EARN EXTRA MONEY, TOO!** Supply friends, neighbors, local merchants! Anyone can learn to weave with the new **LITTLE GIANT Portable Loom**. Designed by experts. Not a toy—but a sturdy, precision-made professional loom that does professional work! Amazingly low-priced. Pays for itself many times over in enjoyment, money saved and money earned.

FREE Just send your name and address for complete information about "Weaving at home for pleasure and profit"—and about the **LITTLE GIANT Loom** that brings this absorbing, profitable hobby within the reach of all!

LUCTO PRODUCTS 400 West Madison Street
Dept. C-20, Chicago, Illinois

MAKE BEAUTIFUL SEA SHELL JEWELRY FOUR PROJECT KIT

Contains a variety of finest assorted shells in OIL colors; Cement, plastic and metal findings, and complete instruction sheet.

Priced at only **\$1.59**

All Metal GLUE GUN

Latest device for applying cement **98¢**

Medium EAR SCREWS

Nickel or Brass . . . gross **\$1.80**

Safety Clasp BAR PINS

Nickel or Brass . . . gross **\$2.25**

Postpaid - No C.O.D. - Money Back Guarantee

HOBBY SHELL CRAFT

90-40 PARSONS BLVD., JAMAICA 2, N. Y.


Thrilling Work COLORING PHOTOS at Home

Fascinating hobby and vocation learned at home by average man or woman who is artistically inclined. Work full or spare time. Modern method brings out natural, life-like colors. Many have earned while learning.

FREE BOOKLET tells how to get started doing this delightful home work for photographers, stores, individuals, and friends. Send today for your copy. No obligation.

NATIONAL PHOTO COLORING SCHOOL
1315 S. Michigan Ave., Dept. 1527, Chicago 5, Ill.





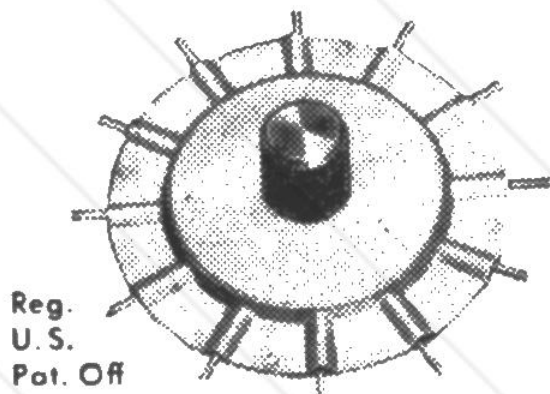
(Continued from Page 7)

CROCHET TIME cut in 1/2

with the
CRAZY DAISY WINDER



Instructions for sweater
and daisy doilie
included with winder.




Reg.
U.S.
Pat. Off

TIME SAVING • Beautiful 2 1/8" daisies can be made at rapid speed — 35 to 50 per hour

SIMPLE • Finer handweaving with a minimum of effort. Loads of fun — Simple for beginners

MONEY SAVING • No waste. Use odds and ends of yarn. Reduces amount of crochet cotton and yarn normally used by 1/2.

Postage paid — only \$1.25
COD orders — \$1.25 plus postage
11411 Joanne Place,
Culver City 3, Calif.



RALPH C. SPRINGER CO. •

2 lps at a time; dtr (double treble)—thread over hook three times, work off 2 lps at a time; knot st—draw out lp desired length, thread over and pull through lp, then make 1 sc in single back strand of long st—this completes a knot stitch.

Daisy Medallion—Follow the instructions included with the winder, wind with colored thread as in illustration D, cut yarn one inch long, then weave center with white as in illustration E, making 25 sts around (2 rows). This forms a 12-petal flower with one lp in each petal. Make 67 daisies.

The center block contains 7 daisies,

each surrounded by a chain. In color, and using care to keep petal from twisting and in correct order, sc in one petal, (ch 7, sc in next petal) 11 times, ch 7, sl st in first sc. Cut yarn long enough to thread to a needle and weave through ch, fasten off on back.

Second Medallion—Sc in one petal of a daisy held right side up, ch 3, sl st in center st of 7-ch on first daisy, ch 3, sc back in next petal of second daisy, ch 3, sl st in center st of next lp on first daisy, ch 3, sc back in next petal of second daisy and complete as for first daisy. Join a third daisy to next 2 lps on first daisy and to 2 lps on side of second daisy. Join 4 more daisies together around first daisy—

completing circle. Each daisy should have 6 free lps around outside.

Border—Join white to second lp (from right) on one daisy, (ch 9, sc in next lp) 3 times, * ch 9, dtr in center st of next lp, dtr in center st of first lp on next daisy, (ch 9, sc in next lp) 4 times. Repeat from * around. End with ch 9, sl st in first sc, sl st in next 4 ch sts.

Row 2: Cut a card $2\frac{3}{8}$ inches long. Draw out lp on hook to the length of card, yarn over and pull through lp, * ch 7, yarn over, insert hook in next second ch st, catch yarn and pull through and up to length of card, (yarn over and through 2 lps on hook) twice

(Continued on Page 10)



SQUEEZE ME... I COO!

TERRIFIC VALUE!

Introducing — "CUDDLES"

- 13 INCH LIFELIKE DOLL
- WASHABLE RUBBER WONDERSKIN
- SHE DRINKS, WETS, SLEEPS; COOS

Every child's dream will come true with CUDDLES — sensational 13 inch DRINK-AND-WET DOLL of washable rubber WONDERSKIN — the amazing new lifelike doll skin! SHE COOS delightfully when you squeeze her, when you hug her. Adorable CUDDLES has long wavy hair, sparkling blue eyes that open and close. She drinks from her bottle with rubber nipple (included) and then wets her diaper. You can bathe her — move her cuddly arms, legs and head—make her walk, sleep and coo! **SEND NO MONEY.** (C.O.D., you pay postage. Remit with order, we pay postage.)

only
\$2.98
complete

NOVELTY MART, Dept. 245
59 E. 8th Street, N. Y. C.

Gentlemen: Please send me _____
"Cuddles" Doll(s) @ \$2.98 each.

Enclosed please find: ☐ Check ☐ Money Order
☐ C.O.D. plus postage.

Name _____
Address _____
City _____ State _____

PLASTIC by the yard **ONLY \$1.00 YD**

Highest quality plastic fabric, 54 inches wide. Beautiful white lace or red, blue, green, yellow floral patterns of our selection. Make your own plastic aprons, tablecloths, cottage sets, etc. Only \$1 per yard. 5 yards for \$4.50. Send cash and we pay postage. Or will send C.O.D. plus postage charges. **MONEY BACK IF NOT DELIGHTED.** Write:

PROGRESSIVE PLASTICS, Dept. WO-10
844 W. Adams St. Chicago 7, Ill.

QUILTING PATTERNS, Quilts & Quilting Frames

Charming Quilting patterns. Win admiration wherever seen. So unusual. So different. Leave no permanent marks. Send 10¢ in coin—we will send sample Quilting Pattern also newest Catalog of patterns and quilter's supplies.

NEEDLEART GUILD, Dept. W10
652 Turner, N. W., Grand Rapids, Mich.



DIRECT FROM MILL TO YOU

NOW WITH Crochet NYLON

1250 Yds. NYLON CROCHET #30 **GIANT SPOOL**

Your precious hand crochets last forever when you use **LUSTRA DUPONT NYLON**. 100% STRONGER than COTTON... MORE LUSTRE than finest imported cotton—lustre never washes out—washes and dries as easily as Nylon hose—no stretching or starching necessary. Try **LUSTRA NYLON** once—You'll never use cotton again.

only \$1.69 for \$3.29

Now also available in Sizes 20, 10, 5 & 3 (Proportionate Yardages). USE WITH ANY INSTRUCTION BOOK. 13 BEAUTIFUL COLORS... White, Ecru, Dark Ecru, Pink, Yellow, Blue, Black, Green, American Beauty, Scarlet, Brown, Navy and Grey.

ECONOMY SIZE FULL FIFTH OF A POUND

FREE... For Prompt Action—Original Lovely Crochet Patterns sent with order—Yours whether or not you keep Giant Spool.

SEND NO MONEY

Send Name and Address. SPECIFY SIZE AND COLOR. Giant Spool shipped C.O.D.—\$1.69 (2 for \$3.29) plus C.O.D. postage or **SEND MONEY—WE PAY POSTAGE.** If not 100% delighted, return Giant Spool and get your money back—Fair enough? But order **TODAY.**

LEEWARD MILLS Dept. 462M
189 West Madison Street, Chicago 2, Illinois

(a long-dc completed). Ch 7, a long-dc in 4th st of next lp. Repeat from * around. End with ch 7, sl st in first long st and fasten off.

Row 3: Using color, join a ring of 20 daisies around center. Join first daisy to 3 lps directly in line between 2 daisies in center. Mark this first daisy. (Join next daisy to next 3 lps on center and to 2 lps on side of last daisy) repeated around.

Row 4: Join white to second lp on marked first daisy, (ch 9, sc in next lp) twice, * ch 9, dtr in next lp, dtr in first lp on next daisy, (ch 9, sc in next lp) 3 times. Repeat from * around and join. Sl st to center of first lp.

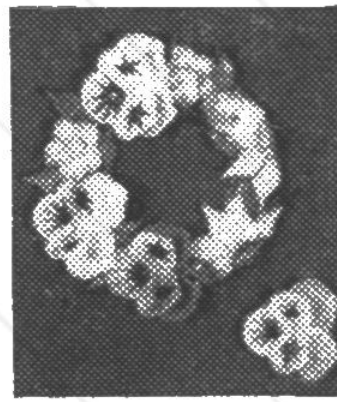
Row 5: Draw out lp to ½ inch length, yarn over and pull through lp, then make 1 sc in single back strand of long st (a knot st made). Make another ½ inch knot st, sc in next 9-ch lp. * Make two ¾ inch knot sts, sc in next lp. Make two 1-inch knot sts, sc in next 9-ch lp. Make two 1¼-inch knot sts, sc in next lp. Make two 1½ inch knot sts, sc in next lp. Make one 1½ inch knot st, a long-dc (as in row 2) 1½ inch long in 4th st of next 9-ch lp, ch 7, a 1¾-inch long-dc in next second ch st, ch 7, a 2-inch long-dc in 4th st of next lp, ch 7, a 2¼-inch long-dc in next second ch st, ch 7, a 2½-inch long-dc in 4th st of next lp, ch 7, a 2¾-inch long-dc in next second ch st, ch 7, a 3-inch long-dc in 4th st of next lp, ch 7, a 3¼-inch long-dc in next second ch st, ch 7, a 3½-inch long-dc in 4th st of next lp, ch 7, a 3¾-inch long-dc in next second ch st. Continue in same way with 7-ch lps and long-dc. The next 2 long-dcs will be 3¾ inches and 3¼ inches. The next two will be 3¼ and 3 inches, the next two 2¾ and 2½ inches, the next two 2¼ and 2 inches long, the next

two $1\frac{3}{4}$ and $1\frac{1}{2}$ inches. Make a $1\frac{1}{2}$ -inch knot st, sc in next 9-ch lp, make two $1\frac{1}{2}$ inch knot sts, sc in next lp, make two $1\frac{1}{4}$ inch knot sts, sc in next lp, make two 1-inch knot sts, sc in next lp, make two $\frac{3}{4}$ inch knot sts, sc in next lp, make two $\frac{1}{2}$ inch knot sts, sc in next lp. Repeat from * around; fasten off. Join white to long-dc at end of last 7-ch lp on one side, (ch 7, sc in center sc of next double knot st lp) 10 times; fasten off. Repeat on other 3 sides. Mark corner 7-ch at each corner.

Row 6: Corner daisy—In color, sc in one lp of a daisy, ch 6, sl st in center st of first 7-ch lp to left of one marked corner lp, ch 2, sk last 2 sts of 6-ch, sl st in one lp of next ch st (to complete a p-joining), ch 3, sc in next petal, ch 3, sl st in center st of next white (corner) 7-ch lp, ch 3, sc in

(Continued on Page 12)

MAKE COLORFUL SEA SHELL JEWELRY & NOVELTIES, EASILY!




Write today for Giant Catalog, contains FREE INSTRUCTIONS, hundreds of kits 10c and up—DESIGN OF THE MONTH CLUB—Special Kits for Groups & Schools—plastics, cameos, findings, leathercraft, chenille, sequins, beadcraft, etc. Complete Wholesale Supplies.

SHELART

3203 6th St. So., St. Petersburg, Fla.

SWEETHEART CAKE PANS



FREE Cake Decorator

FREE—Amazing new cake decorator free. Make flowers, loops, names, leaves . . . new easy way just like professionals. Also decorate jello, salads, desserts, pastries. ALSO FREE—seven delicious cake recipes—all new and different, plus lovely icings and whips for decorator. We make this amazing free offer to introduce our heart-shaped cake pans or jello molds. Size 9 by $1\frac{1}{4}$ inches. Bake a sweetheart layer cake for birthday, anniversary or special occasions. Set of two pans only \$1.00 plus postage and C.O.D. handling. SPECIAL OFFER: Double order (4 pans and two decorator sets) only \$1.69 plus postage and C.O.D. handling. SEND NO MONEY, just mail a card today. SATISFACTION GUARANTEED or your money back. The free gifts are yours to keep regardless. Don't delay. Act now. Royal Industries, Dept. 5014-J, Mt. Vernon, Illinois.

News for your Looms!

World-famous Patons and Baldwins offer three special wool yarns . . . new nubby Beehive "Woodpecker," Beehive "Tweed," and Tam O'Shanter "Worsted."

Glorious handweaving yarns, imported from Scotland, are now available for American use. Suitable for all types of hand looms, and for both warp and weft, and put up on ready-to-use 4-oz. tubes. Beginners will develop the art with greater pleasure and skill as they draw inspiration from the beautiful colors and responsive "handle" of these superb yarns. Color and yarn combinations are inexhaustible, using the new nubby Beehive "Woodpecker"; the rich blended shades of Beehive "Tweed"; and Tam O'Shanter "Worsted" (Made in U.S.A.), which is ideal for scarfs and other simple projects.

WRITE TO THE ADDRESS BELOW FOR FREE COLOR CARDS AND PRICE LIST


IMPORTED

BEEHIVE YARNS



From Patons & Baldwins, Ltd., Scotland and England

Sold by ROYAL SOCIETY, INC., 230 Fifth Avenue, New York 1, N. Y., and 770 Mission Street, San Francisco 3, California



BEEHIVE "TWEED,"

Article W. 1, in 19 glorious colors, manufactured in Scotland.

BEEHIVE "WOODPECKER,"

Article W. 2, in nubby texture, 30 pastel, medium and dark mixtures, manufactured in Scotland.

TAM O'SHANTER "WORSTED,"

Article W. 3, in 22 beautiful colors, spun in the U.S.A.



PINKING SHEARS

Precision Made—Nationally Famous Quality Shears. Indispensable for all home sewing. Finish all materials with ravel-proof edge. Perfect for use on silk, rayon, linen, jersey, cotton and wool. Length 8 inches over-all. Pinks clear to tip of blade. Spring tension adjustment for all thicknesses of material.

PINKING SHEARS ONLY **\$3.98** POSTPAID



SEWING BOX \$4.98

"BUTTONS-N-BOWS" PLASTIC SEWING KIT—Complete with all accessories. Includes 1 pair of Scissors, 6 Spools of Cotton Thread in assorted colors, 4 Plastic Thimbles, 25 Fine Needles, 1 Pin-cushion, Package of assorted Buttons.

SEWING BOX—COMPLETE WITH ALL ACCESSORIES—ONLY **\$1.98**



WE PAY POSTAGE—SEND CHECK OR MONEY ORDER—(No C.O.D. please.) Satisfaction Guaranteed! Full refund within 10 days if not completely satisfied. (Orders limited to U. S.)

HOLIDAY HALL, P.O. Box 3352, Chicago 54, Ill.

EASY WAY FOR YOU AND YOUR HUSBAND TO ...



Start BIG-PAY Business of Your Own!

METALIZE BABY SHOES AT HOME Full or Spare Time

Make your home your headquarters. Start now, full or part time. Famous **WARNER Success Plan** backed by an old established company tells everything. Facts cost nothing—now or ever. Time is precious. Big money waiting for serious minded men and women. Rush name on penny postcard to

Warner Electric Dept. 12410 1512 Jarvis, Chicago 26, Ill.

FREE
Facts About Complete Money Making Plan
— SEND NAME

NEED EXTRA MONEY?
Make gorgeous

PEEK-a-BOO
Necklace and
SeQuin
Scatter Pins
Easy at Home



FLATTER YOUR NECKLINE! Just right for plunging necklines. The rage with fashionable women everywhere. Necklace in dainty lattice work—so easy anyone can make it quickly. Complete Kit includes gleaming white satin bugle beads, leaf-green seed beads, box clasp, and ABC instructions. Only **\$1.29.**

SCATTER PINS Eight (8) of them! In flashing beaded sequins. 2 Royal Crowns, 2 Mexican hats, 2 saucy leaf-green bows, 2 fuchsia hearts. Complete Kit, **\$1.49.**

ORCHID Petals of realistically veined shimmering taffeta, beautifully blended soft velvet throat, golden stamen, sequins and beads for evening glamour. Kit Price, **99c.**

SEND NO MONEY! Mail name and address. State designs wanted. On arrival pay postman ... plus C.O.D. postage. Be satisfied or money back. Send cash, we pay postage.

HOUSE of HOBBIES, Dept. 29M, Box 790, Evanston, Ill.

ALL THREE KITS
Necklace, Scatter pins, Orchid. **\$3.49**
Only.....

(Continued from Page 11)

next petal, * ch 6, sl st in center st of next 7-ch lp, ch 2, sk last 2 sts of 6-ch, sl st in one lp of next ch st, ch 3, sc in next petal, * (ch 7, sc in next petal) 8 times, ch 7, sl st in first sc; fasten off.

Second Daisy—Join to 2 lps on right side of first daisy, then make a p-joining in same st with corner-joining of last daisy. After p, ch 3, sc in next petal, (ch 3, sl st in center st of next 7-ch lp, ch 3, sc in next petal) twice. Repeat from * to *. (Ch 7, sc in next petal) 5 times, ch 7, sl st in first sc; fasten off. Join 8 more daisies across side as for second daisy. Then join another corner daisy. Repeat around in same way.

Row 7: Sc in white in first lp on one corner daisy, ch 5 for a tr, (ch 9, sc in next lp) 3 times, * ch 9, tr in center st of next lp, tr in first lp on next daisy, (ch 9, sc in next lp) twice. Repeat from * around, with each corner like first one. End with a sl st in 5th st of first 14-ch, sl st in next 3 sts.

Row 8: Draw out lp on hook to $2\frac{3}{8}$ inches, yarn over, pull through lp, (ch 7, a $2\frac{3}{8}$ -inch long-dc in next third st of same lp, ch 7, a long-dc in third st of next lp) 3 times, * ch 7, a long-dc in next third st of same lp, ch 7, a long-dc in center st of next lp, ch 7, a long-dc in third st of next lp. Repeat from * around, with each corner like first one. Join and fasten off.

Row 9: 2 sc in color in one lp, * ch 2, (tr, ch 2, tr) in one lp of center st of next lp, ch 5, sl st in 4th ch st from hook for a p, ch 1, (tr, ch 2, tr) in same st with last tr, ch 2, 2 sc in next lp. Repeat from * around; fasten off.

Stretch and pin shawl right-side-down in a true square with rounded corners. Steam and press dry through a cloth.

TAILORED KNITTING

If knitting a garment has always looked like a dreadful task to you, why not try a combination of sewing and knitting? With knitted garments coming into the fashion forefront again and selling at the high prices one sees in exclusive shops, making one's own should be quite a triumph and give much pleasure as well as endless satisfaction. So many materials are available now, that it should be easy to find the right one for a particular need. There are wools of almost any weight; nylon has been worked up into yarns both woolly or silky; ribbon specially made for knitting is available in a wide array of color and works up fast; there are pretty cotton threads, mercerized and heavy enough for garment use.

There are several ways in which nicely tailored garments may be made from a hand knitted piece, but the first obstacle of all that must be over-

(Continued on Page 14)

"Sew-Handy" Amazing New FOLD-AWAY SEWING TABLE

NEW INVENTION FITS ANY PORTABLE

No other table like "Sew-Handy". Correct Height — Extension Leaf — Machine Flush with Table Top — Patented Hinge Lock ends Wobble — Release Catch for Easy Folding — Smooth, Extra Thick Plywood Top prevents Sagging — Round Corners, Piano Finish, prevents snagging work Sliding Domes on Legs — Anchored Corners — Features make sewing 7 ways easier. Sold direct at "Factory-to-You" price with positive Money Back Guarantee.

FREE! Don't send money. Just name on penny postcard for Big Folder with 14 pictures of this amazing table. All Free. No salesman will call. SEND NAME TODAY.

THE WARNER SHOPS

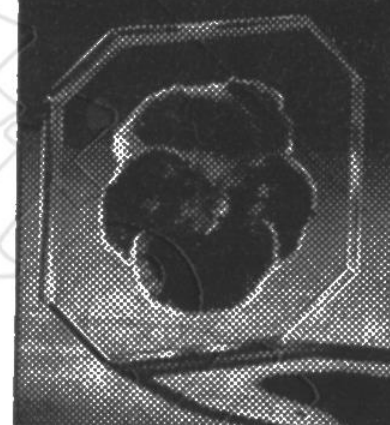
1512 JARVIS AVENUE, DEPT. S-210, CHICAGO 26, ILLINOIS



Send Name for Free Pictures

Plastic Coasters and Tiles

EMBED REAL FLOWERS in NEW Magic PLASTIC



Now create many lovely and unusual things like the distinctive pansy coaster shown—made by embedding real pansies in Castolite—the "magic" liquid casting plastic. Comes crystal clear, or may be dyed to produce gorgeous color effects. Make really different jewelry, book ends, picture frames, candle sticks, figurines. Embed real flowers, butterflies, coins, medals, photos, for novel plaques, paper weights, tiles, other art

MANUAL 25¢

objects. Use only home utensils. Follow simple step by step method. New pleasure, fine profits are possible. Send 25c for exciting new Home Project Manual showing how to get started. Write today. The Castolite Company, Dept. L-7, Box 391, Woodstock, Illinois.

FINAL CLOSEOUT OFFER!

DAZZLING RAINBOW TULIPS

Now, this sensational offer brings you beautiful tulips at less than 2c each! You get healthy, young tulip bulbs in a dazzling rainbow mixture of colors—ranging from pastels to bold, vivid hues... 100 bulbs for only \$1.98. Years of blooming life ahead! Average 2½" in circumference. Sent in plenty of time for Fall planting. Order now while supply lasts. Satisfaction guaranteed or money back.

SEND NO MONEY. Order now, pay later. Bulbs reach you in time for Fall planting at only \$1.98 plus C.O.D. postage. Cash orders sent prepaid. Prompt action also brings 12 IMPORTED HOLLAND DUTCH IRIS bulbs. ORDER TODAY. Send order to

100 BULBS ONLY \$1.98



EXTRA!

12 IMPORTED HOLLAND DUTCH IRIS BULBS GIVEN with prompt orders of 100 Tulip bulbs at only \$1.98. Produce beautiful orchid-like blooms in an assortment of mixed colors. Sent without extra cost.

MICHIGAN BULB CO. • Dept. MC-1405 • Grand Rapids 2, Mich.

(Continued from Page 13)



BAGS TO CROCHET with waterproof lining

A bag to crochet of ENTERPRISE YARN in bright Pastel or Fiesta color stripes with waterproof plastic lining to be sewn in. Crochet for a gift or personal use, for wet diapers, bathing suits, clothes; or as a knitting or shopping bag. CHOICE OF COLOR COMBINATIONS, called: PASTEL—Tearose, Blue, Green with Ivory. FIESTA—Red, Blue, Green with Cream.

Complete material and instructions for a bag 12"x13" in Kit No. 1950—5 balls Yarn and lining sent Postpaid. Send Check or Money Order. No C.O.D.'s please. Mention color wanted.

\$1.75

Postpaid

THE THREAD MILLS, Dept. 29 Merchandise Mart, Chicago 54

HARD OF HEARING

You've Waited for This!

HERE IT IS!

NO RECEIVER
BUTTON
IN THE
EAR!



● The Phanto-mold combined with the Beltone Hearing Aid assures you of unsurpassed hearing quality for both tone and volume. But best of all, even your friends won't notice that you are wearing a hearing aid. You owe it to yourself to see this newest hearing improvement and convince yourself that now for the first time you really can conceal your deafness.



Beltone

MONO-PAC

ONE-UNIT HEARING AID

Beltone Hearing Aid Company, Dept. W00B10
1450 West 19th St., Chicago 8, Ill.

Beltone Hearing Aid Co., Dept. W00B10
1450 West 19th St., Chicago 8, Ill.

Please tell me more about the new invisible PHANTOMOLD.

Name.....

Address.....

Town..... State.....

come is one's natural prejudice against, even fear of cutting knitted fabric. Some even say: such waste! But cut we must and no harm will be done; the small pieces that may not be used will be amply compensated for by the excellent fit and the comparative speed and ease of knitting.

For plain stockinette knitting, a circular needle may be used, which will result in a tube of desired width. Even a pattern stitch may be worked in this manner if desired. Pieces of the approximate size of the necessary portions of a pattern could be knitted flat, then cut to shape according to the pattern. Pieces may be partially shaped according to the pattern, by increasing or decreasing as needed, then cutting out accurately from a pattern for armseye and neck curves.

All three of these methods require careful blocking and pressing, to keep the fabric true and straight before a single cut is made. In every case, where an edge is cut, machine stitching close to the edge is essential to keep the edge from raveling. It may be desirable to bind all edges with seam binding or light weight ribbon before stitching any of the seams. This all adds to the strength of the fabric as well as to the beauty of the garment, both inside and out.

Stitching should be done in accordance with good tailoring practices at



WASHES DISHES IN JIFFY!

BRAND NEW... Nothing else like it. Amazing "Sponge" Dish Cloth washes dishes lightning fast. Replaces messy dishrags. Suction action works like magic. Dishes gleam like a mirror. Truly a Godsend to busy housewives.

SAMPLES FOR AGENTS

Sample offer sent immediately to all who send name at once. A penny postal will do. **SEND NO MONEY—JUST YOUR NAME.**


Kristee Co., 1653 Bar St., Akron, Ohio



all times. Darts need not be cut, but must be pressed flat. Buttonholes may be stitched, cut and worked or bound with ribbon. Sleeve tops and other portions should be double basted and steamed exactly as when working in woven wool fabrics. As with other knitted garments, hems may be turned and bound or crocheted, as desired.

Crocheted Nut Cup

If it is hard for you to find table decorations or favors exactly right for your color scheme, why not get out your crochet hook—about size 12, some odds and ends of thread and get going? Make your own and the colors will be what you like, and you'll be no end proud of the results of your handiwork. White with trim in blue and another color, or two shades of blue would be pretty. Or make the cup and saucer white with red and green trim; orange with black, or yellow and orange would be appropriate for other table settings, where pumpkins or goblins are the theme.



While these demi-tasse size cups and saucers are for candy or nuts, they might be used to hold candles, if desired; or the cup might be waterproofed with melted paraffin and small flowers

(Continued on Page 16)



your **KNITTING**
WON'T SHRINK
out of size!

Wonderized
anti-shrink • permanent fit
yarns

Exclusive in
BEAR BRAND YARNS
and **Fleisher's Yarn**

FREE! 8 new knitting instructions for men's, women's, children's sweaters and men's socks. Send 3¢ stamp for postage to Wonderized: 30-20 Thomson Ave., Long Island City 1, N. Y. Dept R-109

* (R) PROC. PAT. NO. 2,429,082

AMAZING INVENTION
SEWS
INVISIBLE STITCHES

NOW ONLY
~~WAS \$6.95~~ **\$3.95** Complete



NOW ANY ONE CAN OWN A STITCH MASTER
Yes, make invisible stitches as fast as your machine can sew. Save time and money. Stitch Master enables you to make professional looking hidden stitches on skirt hems, cuffs, edges, etc. Approved by Good Housekeeping and endorsed in Consumers' Research Bulletin. Attaches to any machine in a jiffy. Comes completely assembled ready to use. **Make Money Sewing for Others.** Order Yours Today! **SEND NO MONEY!** Simply send postcard with your name and address. Specify name of your sewing machine, whether rotary or long-shuttle, and if presser-foot attaching screw is on side, back or front. Pay postman \$3.95 plus C.O.D. postage. Guaranteed. If not delighted, keep FREE book and return for refund. Rush order today!

FRANKLIN WELLS
Dept. S-91
218 W. Chicago Avenue
Chicago 10, Ill.

FREE!
48
PAGE
SEWING
BOOK



(Continued from Page 15)

could be placed in them. A small place card could be tied to the handle of each, in price tag fashion, if desired.

NEW, DIFFERENT, EXCLUSIVE
CHRISTMAS CARDS ¹/₂₅
 50 WITH NAME IMPRINTED
Pen - 'n - Brush STUDIOS

EARN EXTRA \$\$\$
 NEW BONUS PLAN
 earns you up to and
OVER 100% PROFIT

EARN BIG EXTRA MONEY
 easily in full or spare time, sell
 new Christmas cards and Gifts-'n-
 Things. 21-folder Ass't sells for
 \$1.00 sent on approval; no invest-
 ment. Get \$50 or more selling only
 100 boxes. Amazing Sample Of-
 fers. We are headquarters for
 new 3-dimensional cards. **PLAS-
 TIC** cards, genuine engraved
 etchings, Religious, Gift Wraps, Birthdays, etc. DeLuxe
 Album. We send **FREE SAMPLES** of easy-to-sell per-
 sonal Christmas cards and stationery.
 Pen-'n-Brush Studios, Dept. WB10, 139 Duane St., N.Y. 13, N.Y.

SEND NO MONEY
 Write for Samples

WONDERFULLY STRONG THREAD AMAZING BARGAIN PRICE ! ! !

Now sew with
 wonderful Dupont
 Nylon Thread.
 Strong as wire—
 Smooth as silk.
 100% stronger
 than cotton.
 Fine enough
 for delicate
 sewing—
 strong
 enough
 to keep
 but-
 tons
 on
 for-
 ever.

DIRECT FROM MILL

12 SPOOLS THIS SIZE

JUMBO NYLON

THREAD KIT
 1800 YARDS
 OF THREAD

Econom-
 ical e-
 nough
 for all
 general
 Sewing.
 Perfect
 for Ma-
 chine and
 Hand Sew-
 ing, Seams,
 Hemming,
 Dressmaking,
 Tatting, Quilt-
 ing. Try this sen-
 sational thread.
 You'll never use
 cotton or
 silk again.

**12 ASSORT
 COLORS or
 12 ALL WHITE
 or 6 BLACK
 and 6 WHITE**

**ALL 12
 \$1.69 2 for
 \$3.29**

SEND NO MONEY

Send Name and Address. (SPECIFY QUANTITY AND
 ASSORTED COLORS ALL-WHITE, or BLACK &
 WHITE.) Jumbo Kit shipped C.O.D.—\$1.69 (2 for
 \$3.29) plus C.O.D. postage or **SEND MONEY—WE
 PAY POSTAGE.** If not 100% delighted, return
 Jumbo Kit—**MONEY REFUNDED**

LEEWARD MILLS DEPT. 462MK
189 W. Madison St., Chicago 2, Ill.

The cup is about 2 inches across, 1½ inches tall, and the saucer about 4 inches across. You will need about 40 yards of thread equivalent to number 5 pearl cotton; about 3 yards of two contrasting colors.

Abbreviations: Ch (chain); st (stitch); sk (skip); sl st (slip stitch); sc (single crochet); rnd (round).

The work begins in the center of cup base: Ch 3, make 8 sc in middle ch st, sl st to beginning.

Rnd 2: Work 16 sc in these 8 sts, and for the next rnd, make 24 sc in 16. Then work around in sc and increase enough only to keep the circle flat—about every fourth st will need 2 sc; continue for a total of 5 rnds.

Rnd 6: Make this rnd of sc without inc—there will be 42 to 48 sts.

Rnd 7: Sc even all around, working into back lp of st only; ch 1 to raise the work for the next rnd. If desired, the rnds may be continuous, but if they are begun with ch 1, the last st must be slip stitched to it. Sc one rnd even.

Rnd 9: Ch 1, unless you are working around and around, 1 sc in each of next 2 ch, 2 sc in next, repeated around. Work 2 rnds sc even.

Rnd 12: Increase in every fourth st all around. Follow with 4 rnds of sc all around, no increases. Mark beginning of rnd, however, so that you can count the rnds.

Rnd 17: Change to yellow or other trim color, work 1 sc into each of the next 5 sc, 1 long sc (as before, but insert hook in top of third rnd below—you sk 2 rnds); continue around, spacing the long sc a little closer or a bit farther apart at the end of rnd, if there are odd sts left.

Make 3 rnds sc even in white; repeat rnd 17 in red or other desired

color, then 3 more rnds of white, sl st last st, cut thread and weave end in.

The SAUCER is picked up in the rnd in which you shaped the cup by going into the back lp of st only. This left the other portion of st, which has now become the base of the cup; into each of these sts, work 2 sc, followed by a rnd of sc even; these rnds are worked continuous, without sl st.

Rnd 3: Sc into each of 6 sc, 2 sc in next, repeated around; two rnds even sc.

Rnd 6: With yellow, work the long sc pattern, this time make 6 sc between.

Rnd 7: Increase just enough to keep work flat—probably once over each long sc. Follow with two strands without increases.

Rnd 10: Change to red and work in trim pattern st, making the long sc as nearly as possible above the long sc in yellow rnd—6 or 7 sc between.

Finish with 3 rnds sc even in white or color chosen for body of cup; add a rnd of sc over that row on bottom, where saucer was picked up, to raise the base slightly, weaving all ends in.

For the handle, fasten either color trim in near bottom of cup, preferably at the place where the sl sts were made. Make a ch of 22 sts, sl st into top rnd of trim; make another sl st into next st on trim, then work back along ch in sc. Fasten last sc in at bottom of cup, in st beside the one in which handle was begun. Knot threads together and weave in.

Dip into cooked or prepared starch, and place on a flat surface to dry, shaping as desired. When completely dry, a coat of shellac may be added, or the cup may be dipped in melted paraffin, but starch alone is enough and makes it easy to launder and restarch after use.

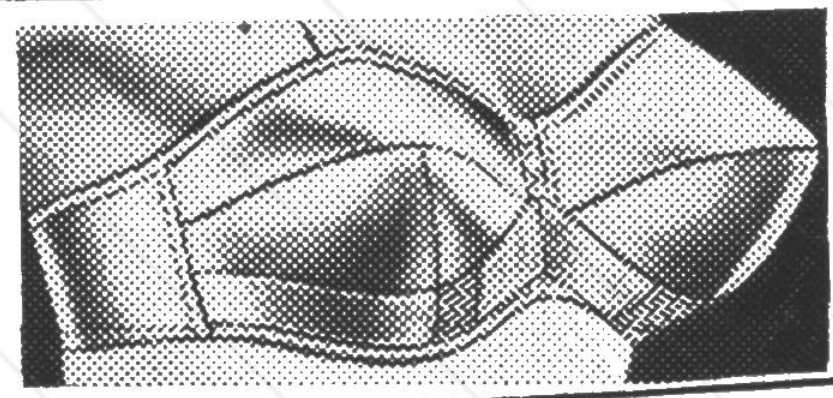
YARN

SAMPLE CARD FREE


Over 200 samples
finest quality yarns
—all colors—send only 10c for handling—mailing. Dept. WB.

SOFT-SPUN YARN CO., 219 Broome St., New York, N. Y.

BREASTS LOSING FIRMNESS?




LIFTEE'S PATENTED SECRET — Guarantees perfect fit... gives your breasts that firm, youthful beauty. Two smooth satin uplift-bands, with elastic inserts which you can instantly set at any one of three figure-molding adjustments, gently lift your breasts into a vital-beautiful form. Imagine! A "custom-fit" bra at a price everybody can afford.



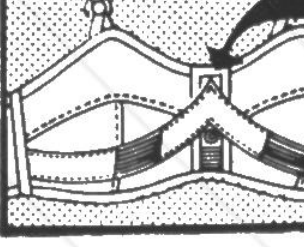
FOR MODERATE UPLIFT

The first adjustment is for those with normally firm bosoms who want that added "lift" and separation that make the difference between an ordinary appearance and real figure beauty.



FOR EXTRA UPLIFT

The second adjustment is for the lady whose breasts have lost their youthful firmness. It restores the breasts to the natural-beauty line that you thought you could never regain.



FOR SUPER UPLIFT

The third adjustment will thrill those with problem bosoms which have lost their attractiveness through wearing unscientific brasieres or for other reasons. Gently, firmly, LIFTEE molds your bosom into the shape you've longed for.

Sizes: 32 to 42. Cups: Small, Medium and Large. Made in gleaming durable rayon satin with marquisette lining. Longer-line LIFTEE made of long-wearing broadcloth. Both superbly tailored for months and months of extra wear. Comfortable "No-Kut" shoulder straps. LIFTEE has a "Long-Lyfe" elastic 4-way back adjustment. Imagine only \$1.98. Designed and produced in Hollywood and distributed exclusively by The S. J. Wegman Co.

SEND NO MONEY—10 Day Free Trial

S. J. WEGMAN CO., Dept. 40
19 East 45th St., New York 17, N. Y.

Send me _____ LIFTEE Bras on 10 day FREE TRIAL. I will pay postman \$1.98 for each bra. If not 100% satisfied, I will return bras in 10 days for full prompt refund of purchase price.

Name _____ Please print

Address _____

City _____ Zone _____ State _____

Size: Bust _____ (in.) Cup: ☐ Small ☐ Med. ☐ Large

If you enclose payment now, WE PAY POSTAGE (same money back guarantee). Mark box ☐

LIFTEE is also made in all-pure silk at \$2.67. Please send me _____ LIFTEE all-pure silk bras at \$2.67 each. Same money-back guarantee.


© 1949, S. J. Wegman Co.

Pink Pearl Dutch Hyacinths 6 bulbs \$2 2 pots

6 Quality Bulbs, plus 2 copper colored Styrene Pots, 2 bags of prepared potting fibre all only \$2. Ready to grow NOW for succession of fragrant indoor beauty, Christmas thru Easter. Order enrolls you in the club. No obligation.

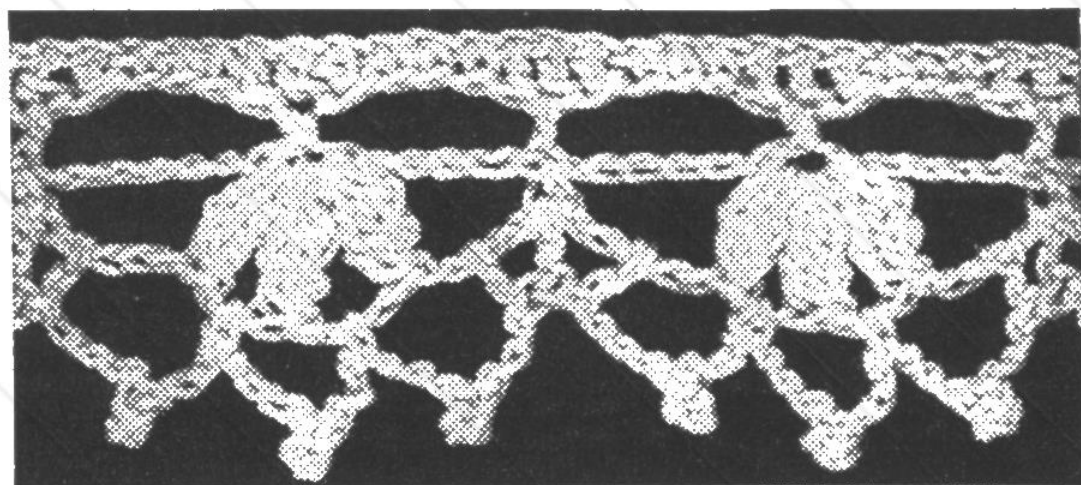
NOW is also the time to bed Hyacinths outdoors. Genuine Dutch bulbs 2" dia. Guaranteed to flower. A *bar-gain* 20 of these quality bulbs for \$3 ppd.

Bulb Of The Month Club
125 Madison, Dept. WBH
Chicago 3, Ill.



Baby Shell Edge

To complete one yard of this dainty edging, approximately 30 yards of size 70 thread is needed and one yard of 1/4 inch rick rack. White rick rack with



colored thread makes a nice combination.

Abbreviations: Ch (chain); dc (double crochet).

Row 1: Join thread in a point of rick rack and ch 7, dc in next point, * ch 4, dc in next point, repeat from * across, turn.

Row 2: Ch 4, work 3 dc in next dc with ch 1 between dcs, * in next dc work 4 dc with ch 1 between, repeat from * across. Fasten off.

For a matching insertion repeat these directions on opposite side.

There won't be any pin holes if you use bobby pins in hemming a dress. Turn hem at correct length and slip bobby pins over fold at frequent intervals.

What about using dental floss for sewing that troublesome inside button on Dad's suit coat? It can be done. Use an embroidery needle and thread it double.



ZIPPER FOOT

SEWS
ZIPPERS CLOSER
THAN EVER BEFORE

This amazing new MAGIC FOOT quickly sews yarn, soutache braid, or rick-rack into NEAT, EVEN designs. Unlike any other embroidery guide on the market. It's now easy to applique designs, initial towels, make bath mats, rugs, quilts... even a chenille bedspread. No practice necessary. Fits your sewing machine.

FREE... A packet of beautifully designed Alphabet Patterns (4 sizes) for your linens Free whether you keep Magic Foot or not.

The "hard-to-get" Improved ZIPPER FOOT sews zippers close and firmly to the edge. Can also be used to sew on cording, bias binding and trimming on upholstery covers. Write TODAY!

SEND NO MONEY. Test Both Attachments At Our Risk! Just send your name and address. On arrival deposit only \$1.00 plus C.O.D. postage for both MAGIC FOOT and ZIPPER FOOT with postman on guarantee if you are not delighted with both you may return and your \$1.00 back. Save Money. If you send cash with order we pay postage. Same guarantee applies. Write NOW. **Be sure to mention** Make of Your Machine and state whether Pressure Foot Screw is at **side, top, or back.**

London Specialties, Dept. M-29M 8505 Phillips, Chicago 17, Ill.

MAGIC FOOT

ATTACHES RICK-RACK... PUTS ON
BRAID... QUILTS, TOO

SPECIAL OFFER
Regular \$2.00 Value
BOTH FOR \$1.00
ONLY
PLUS 4 COMPLETE
ALPHABET DESIGNS



HEMSTITCHER

A handy attachment that quickly hemstitches on ANY sewing machine. Also tucks, picots, smocks, etc. Make slippers, comforters, rugs, etc. of any material. Fringes, drapes, slipcovers, curtains, etc. Easy directions included.

BOTH
FOR \$1.00

BUTTON HOLER

Easily make buttonholes on your sewing machine instead of by hand. Darns stockings, sews buttons, zippers; excellent for quilting. Sew front, back or sideways... all directions. Fits all machines. **SEND NO MONEY**—Mail name and address. Pay postman \$1.00 plus postage on arrival. Send \$1.00 with order and we pay postage. Satisfaction guaranteed or your \$1.00 refunded.

LARKAY CO., Dept. W, 315 N. 7th St., St. Louis, Mo.

Aunt Ellen's CLUB NOTES

What Clubs Are Doing

Many clubs are holding council meetings this month in preparation to outline the club activities and programs for the next year. This is a wonderful policy for all to adopt.

Money-making-ideas are always welcome to clubs. If any of you have any good ones that you would like to pass on to other members, please write and tell us about them so we can suggest them in our club notes to other members.

Birthday parties are always fun. A group sponsored an annual birthday party for all members and their families. This Aunt Ellen club is beginning its fourth year; a full and interesting program for the coming year is in store for them.

Serving lunches at farm auctions proved to be a good way of making profit for one Aunt Ellen club in Wisconsin. Hamburgers and hotdogs, cakes and pies were the chief items sold. This club consists of 35 active members who helped at all the sales or auctions; each donating her help and services.

Bake sales seem to be very popular at this moment. They are always good money makers. One club recently held

one in the store window of a local grocery. They report that they made \$32.

Various kinds of suppers are widely given by different clubs over the country. A chicken supper made \$100 for one club, while oyster suppers as well as box suppers have proved profitable for other groups.

Did you ever have a swap or trade day? Here's news from one club that



Amazing New Plan!
DRESS for YOU
FOR ORDERING 3!

Thrilling NEW PLAN!
Your choice of Gorgeous New Dress or Suit—in your favorite style, size and color, given to you for sending orders for only **THREE DRESSES** for your neighbors, friends, or your family. **THAT'S ALL!** Not one cent to pay. Everything supplied without cost.

EXPERIENCE Unnecessary SAMPLES FREE!
Famous Harford Frocks will send you big, new Style Line showing scores of latest fashions, with actual fabrics, in dresses—cottons, woolens, rayons—at sensationally low money-saving prices. Also suits, sportswear, lingerie, hosiery, children's wear. Show styles, fabrics to neighbors, friends, family—send in only 3 orders and your own dress is included without paying one cent.

EARN CASH, TOO—Up to \$22 in a Week in Spare Time!
Yes, you can earn big cash income—up to \$22.00 in a week besides getting complete wardrobe for yourself... **EASY!** Mail coupon for complete *Style Line* today!

HARFORD FROCKS, Dept. A-409
CINCINNATI 25, OHIO

Mail Coupon for
FREE OUTFIT

HARFORD FROCKS, Dept. A-409
CINCINNATI 25, OHIO

Please rush me the new HARFORD FROCKS STYLE LINE and full details of your offer.

Name.....

Address.....

City..... State.....



WIN CASH CONTESTS

WIN next contest you enter. GENERAL CONTEST BULLETIN has helped others win. Teaches how to win PRIZES. Magazine lists current contests. Send 25c for sample copy.

GENERAL CONTEST BULLETIN
1609 East 5th St. Dept. 112 Duluth 5, Minn.

did and all had fun as well as going home with a gift they liked. Each member brings articles that she wishes to trade, such as feed sacks for tea towels, crochet thread for the crocheter, stockings for a rug, small pitcher for the collector and many other items. At the end of the day all go home with something that they like, even though it may have changed hands several times.

Roll Call Suggestions

1. My favorite quilt pattern.
2. A Halloween experience to remember.
3. Tell how to make a party sandwich.

FREE NYLON STOCKING

Wives, Mothers—Make Extra Money!

Show friends LONGEST WEARING NYLONS in new 52-pattern fit service. Take orders. No experience necessary. Rush your name and address today. **AMERICAN MILLS, Dept. U-26, Indianapolis 7, Ind.**

BABY SHOES PRESERVED



and personalized
on Handsome
BOOK ENDS

Preserve precious baby shoes in their natural shape in metallic, bronze-like finish and mounted on hand-painted book ends... all for only \$3.95 a pair. Baby's first name engraved in gold without extra cost. You'll cherish and treasure these bookends forever. Order today!



**On a Beautiful
PICTURE FRAME**

Now! Have baby's picture and shoes enshrined together in a handsome, brush-gold trimmed picture frame 8"x10". A thrilling keepsake. 8-gauge steel reinforced frame. Will last for years.

Baby's first name engraved without extra cost. All only..... **\$5.95**
SEND NO MONEY. Just send shoes and first name. Ask for bookends or picture frame. Pay postman amount due plus postage on delivery. Satisfaction guaranteed.

**DURAMIC PRODUCTS, 1493 Clybourn, Dept. A-66,
Chicago 10, Illinois**

PROGRAM SUGGESTION

Refinishing Furniture

Energy, patience, time and a little expense is required to restore the beauty of the grain and color in treasured pieces of furniture. The pieces of furniture that one wishes to refinish should be well constructed and of good wood.

For best results, repair work should be done before re-finishing is started. Slight warping may be pressed back in shape by being properly weighted. If it is too badly warped, perhaps a skilled craftsman should be consulted.

If legs or any part of the piece are loose, they should be glued. It is best to take the piece apart for regluing. Be sure to mark all pieces; this will enable you to reassemble it properly. After the furniture is apart, remove all old glue from the joints. Use a knife or chisel, being careful to avoid chipping or marring the wood.

There are many types of furniture glue on the market to-day. Animal glue hardens quickly, sometimes making it difficult for the beginner to use. But it flows easily and does not stain the wood. It comes in flakes, should be broken into pieces and soaked in cold water overnight. A jelly-like mass is formed; place this in a container in a pan of hot water to heat thoroughly. It is ready to use when you can pinch off small pieces.

Make Money!

EASY-TO-ASSEMBLE LINK BELTS

Each kit contains matching leather link pieces already cut to exact size and shape, plus buckles and fittings to complete a deluxe leather belt. Introductory offer 50c each, or 3 kits for \$1.00. Sent Postpaid or C.O.D. postage added. Simple directions included. Illustrated price list of our complete line upon request. No tools needed. So easy anyone can do it. Sells on sight at several times your cost. Start a home business or use them as gifts! Satisfaction guaranteed or money back. Send today. **D.E. Products Co., Dept. 26, 8 E. Huron St., Chicago 11, Ill.**

Casein glue comes in powdered form and should be mixed according to the directions on the container. It takes longer to set and will stain the wood if the excess is not removed while still soft.

It is important for all parts to fit closely. Strips of cloth upon the end of a dowel or tenon may be used to insure snug fit. Cover both the joint and cloth thoroughly with glue. All excess glue should be removed while in the soft stage to prevent marring.

Corner blocks and braces of wood or metal screwed firmly in place may be used for added strength. A new dowel may be added at a broken joint, if needed.

How to Remove Old Paint

There are good commercial paint and varnish removers; several kinds can be made at home too. If only a small amount is needed, it is perhaps wise to use the commercial variety. If you have an article that has several coats of varnish to remove, it is best to use first the homemade mixture then finish with a commercial brand.

All refinishing should be done out-of-doors or in a well ventilated room. The liquids are combustible, therefore do not use near a fire.

Commercial Remover — Use a stiff brush to apply, put on a small area at a time, so the remover will not remain on parts of the surface too long. When the finish is gummy and soft, scrape off with a putty knife or other dull tool. You may need to apply several coats. When the surface becomes soft, wipe it off with a cloth or papers. Be sure to remove with the grain, otherwise the surface may become marred with scratches.

The finish is best removed from curved surfaces with a piece of heavy cloth that is about 4 inches wide and long enough to grasp the ends while

HAMMETT'S NEW

A PROFITABLE HOBBY! This illustrated Catalog lists tools, supplies, books and instruction aids needed for making hundreds of useful, attractive articles in wood, plastics, leather, reed, cane and pottery. Includes book-binding, block printing, toy making, weaving and basketry. Looms.

J. L. HAMMETT COMPANY
292 Main St., Cambridge, Mass.

FREE

HANDICRAFT CATALOG



EARN MONEY SHOWING FREE SAMPLE FABRICS

Write me, and I'll send you this big package of actual sample fabrics and style presentation **ABSOLUTELY FREE**. You'll see gorgeous, newest style dresses—lovely lingerie—hosiery, men's shirts and socks—all at **LOW PRICES**. Take orders from friends and make money in spare time. **GET FREE SAMPLES!** Send no money for this big-profit line of sample fabrics. It's yours free. Rush name, address now.

THE MELVILLE CO., Dept. 5062, CINCINNATI 3, O.

rubbing around the surface. For curved places, use a small stick such as an old orange stick or old brush.

A piece of twine dipped in remover and pulled through the fine grooves in a turned leg will help remove the finish. After all the old finish has been removed, the surface is dull and clean. Now take a clean cloth, soak in denatured alcohol, gasoline or naphtha to remove all trace of remover.

Homemade Remover — Ammonia, turpentine or strong alkalis may be applied in the same manner as the commercial remover. Do not allow any of these to stay on the surface long enough to discolor or raise the grain. After this has been applied, wipe surfaces with cloth wrung out of vinegar (1 part vinegar and 3 parts water).

Here are two formulas for homemade removers:

- 1 quart thin laundry starch
- 2 tablespoons lye dissolved in ½ cup water

Pour starch into a granite pan, add the dissolved lye and mix with a

wooden spoon or ladle until smooth. Add more lye for stronger solution if desired. However it is best to use several coats of the mild remover, rather than one strong coat. Care should always be taken when working with lye. Vinegar should be applied on a lye burn.

- 1 part turpentine
- 2 parts ammonia

Shake the mixture until it is milky before using. After the finish is removed, wipe the surface with vinegar solution.

How to Prepare for New Finish

When you have removed all the old finish and remover, the surface is ready to be sandpapered lightly. For wood finishing, fine sandpaper (about 2/0 to 6/0) and garnet paper are used. Always sandpaper with the grain of the wood. Dry and waterproofed garnet paper is available; the latter is used to rub varnish down or off with water.

Take a wooden block about 3 inches wide and 5 inches long, pad with several thicknesses of cloth, then wrap the sandpaper around the block and tack to the top side. You will find it much easier using this block, because of the even pressure that you can obtain.

Steel wool, about 00, may also be used. Be careful and do not allow the filings to get into the hands; work with gloves on. Steel wool will give a smooth, slick surface that is essential for a good finish.

How to Remove Old Stains

Dark spots and stains often show up after the surface is smoothly sandpapered. These stains may be removed successfully by using a commercial laundry bleach. Use one tablespoon bleach to one cup of warm water; apply to the spot and allow to remain for about 15 minutes. Rinse with clear water, let dry. Repeat, if necessary.

Oxalic acid is often used. Caution should be taken because it is a poison. Mix 4 to 6 teaspoons of oxalic acid crystals in one cup of warm water—it may be stronger depending upon the extent of the stain or spot. Apply several times if the spot is not removed the first time. Allow each application to dry. After the stain is removed, wipe off surface with clear water, and neutralize with household ammonia. The surface may be a little rough; if so, sandpaper lightly after it has dried thoroughly.

How to Remove Small Dents and Cracks

Cracks and larger dents may be filled

RELAX • MAKE THINGS • HAVE FUN



Make beautiful things of leather, shells, copper, sequins, wood, clay, plastics, Do fabric painting, stenciling, carving and etching. Our fully illustrated 48-page catalog shows hundreds of craft ideas for the entire family to enjoy. Send dime for your copy today.

BEAVER CRAFTS Inc. Dept. FF-8
11558 S. Wentworth Ave., Chicago 28, Ill.

NOW! ANYONE CAN HAVE PLENTY of HOT WATER QUICK

Summer or Winter—Day or Night

New Pocket-size Portable Electric Water Heater. Regular Price \$2.95

SPECIAL OFFER NOW ... ONLY \$1.98

Merely place a BOIL-QWIK Portable Electric Water Heater in a receptacle containing water. Plug in the nearest socket ... Eureka! In a few minutes **Hot Water**. Thousands use for bath, washing clothes and dishes, shaving, cleaning cream separators, pails, etc. No fires to build, hot water to carry or running to basement to light fires. Read and follow directions before using. The regular price of BOIL-QWIK is \$2.95; but if you'll tell friends about it, to advertise BOIL-QWIK, we will let you have one for only \$1.98 plus tax. **SEND NO MONEY!** Just your name and address. We'll mail heater at once together with **FREE** information telling how you can get a **Second heater WITHOUT ONE CENT COST**. On arrival pay postman \$1.98 plus Federal Tax, C. O. D. postal charges. Satisfaction guaranteed or return within 10 days for full refund of purchase price. This special price offer is subject to withdrawal without notice so write today. **SEND NO MONEY!** **BOIL-QWIK, 333 N. Michigan, Dept. K43, Chicago 1, Ill.**



NEW WRITERS NEEDED

New writers needed to re-write ideas in newspapers, magazines and books. Splendid opportunity to "break into" fascinating writing field. May bring you up to \$5.00 per hour spare time. Experience unnecessary. Write today for **FREE** details. **NO OBLIGATION**. Postcard will do.

**FREE
DETAILS**

COMFORT WRITER'S SERVICE

Dept. WB-10 200 S. 7th St. St. Louis 2, Mo.

with plastic wood, stick shellac or putty made of matching sawdust and animal glue. Be sure the edges around the space are clean and smooth before applying the putty or shellac. Mold the putty and press into the space, leaving it somewhat rounded over the top; press in all crevices securely. Sand off the excess filler after it has dried.

Water putty can be colored to match the wood by using a dry color, which is available in paint stores. Plastic wood is made in natural wood colors.

Stick shellac comes in colors. To apply, heat the blade of a spatula—rub off any smoke that may have gotten on it. Now rub the heated blade on the stick to melt enough shellac to fill the space. Smooth down to the wood and remove any excess after it has dried.

(To Be Continued)

Recreational Hour

Guessing Groceries — Have eight or ten samples of groceries that you can tie into small bags of material; for instance, beans, rice, coffee, salt or sugar, etc. Let players feel of each sample; allow only one guess. Have the samples numbered so as to keep count of the guesses. The one who guesses the largest number correct receives a gallon of cider.

Cat's Eye—Cut a large cat's head from black paper, mount on a square of white and tack on the wall. Give players a pair of paper eyes (white oval shaped pieces of paper with black centers) and a pin for each eye. Blindfold the players, turn them around 2 or 3 times, then tell them to pin the eyes on the cat. Give a prize to the one who gets both the eyes nearest their correct position.

Refreshment Hour

Halloween is an occasion that has been handed down through the years;


it is always one of the high lights of the fall season and makes for interesting and gay decorations.

For table decorations have tall black candles placed in oranges, that have a small piece taken out so the candle will stay in place. Use black crepe or tissue paper on the table instead of a table cloth. Cut narrow strips of orange paper and place two lengthwise and two across the table for decorations. Jack-O-Lantern faces cut out of orange construction paper and pasted on black paper would be very effective and decorative.

Place cards can be made of oranges with facial features cut from black paper and glued to the orange. A coat of shellac will make them stay on firmly. Place orange on black paper nut cup to which name has been attached.

You may want to make unusual sandwiches for refreshments. Cut rounds of sliced bread, using the cooky cutter. Cut eyes, nose and mouth like a jack-o-lantern in half of the circular slices with pointed scissors. Spread the plain rounds with softened butter or any filling that has color—jelly, cheese, chopped meat with mayonnaise; place the cut-out faces on top. If you use cheese fillings, use dark bread so it will show up better.


HEMSTITCHER



Hemstitch with this handy attachment on ANY sewing machine. Also use for picoting, tucking, etc. Make comforters, rugs, slippers, handkerchiefs, etc. of any material. Also, lovely fringe for curtains, slip covers, draperies, etc. Simple directions included.

BOTH FOR \$1.00

BUTTON HOLER



Make button holes on your sewing machine . . . quicker and easier than doing them by hand. Sews buttons, zippers, darts stockings; wonderful for quilting. Sews in all directions . . . front, back or sideways. FITS ANY MACHINE. SEND NO MONEY. Just mail name and address. On arrival pay postman only \$1.00 plus postage. Send cash with order, we pay postage. Satisfaction guaranteed or your money back. Order TODAY!

TREVA CO., Dept. 29-M, 2445 E. 85th St., Chicago, Ill.

An Old-New Embroidery Stitch

At the urgent request of readers, an old-world embroidery stitch is revived herewith. Hardanger work or Hardanger embroidery gets its name from Hardanger Fiord, no doubt, which is in the southern part of Norway. It is generally thought of as a Scandinavian craft, for it was adopted by many Swedish and Danish needlewomen as well.

As with so much embroidery, true loveliness depends more upon even stitchery and meticulous care than upon thread or fabric. Choose embroidery floss or mercerized thread with a nice luster. A good, regular, flat thread linen is fine to work with; Oxford cloth makes counting threads quite easy, for it carries an equal thread count for warp and weft; a good linene or Indian head can be used, as also a very fine monk's cloth.

Following threads and counting are absolutely essential, and this may make the work a bit tedious for the eyes. The result, however, is so lovely, that you'll not regret trying.

To form the pattern, familiar satin stitch combines with buttonhole or with blanket stitch. There is no hard and fast rule as to which stitch must be used. In the illustration several methods of finishing are shown. The scallops in the upper piece are done in blanket stitch, then cut close. The large piece below was worked in satin stitch as at the right, then cut out and only the edge buttonholed. If desired,



a narrow hem may be turned under at the edge of a satin stitch border, catching it with fine stitches on the wrong side.


A tapestry needle, which is blunt pointed, is best to use, for it will not split the threads. Use four strands of the floss to make satin stitch squares, keeping the thread in a straight line and making the squares a definite number of threads wide. Whatever number of threads you determine upon, must become the basis for every unit of the piece. To begin and for experimentation, a quarter inch square, or three eighths inch is advisable. If the warp and weft threads are not equally fine, use more threads in one direction, but make a square. This may take about 5 stitches—perhaps more. To turn an outside corner, work seven or more stitches, pivoting all around the same point into which the previous stitch was taken. Each of these stitches becomes a bit longer, until the middle one makes a distinct point for this corner square. Then continue with shorter

LARSON LEATHERCRAFT

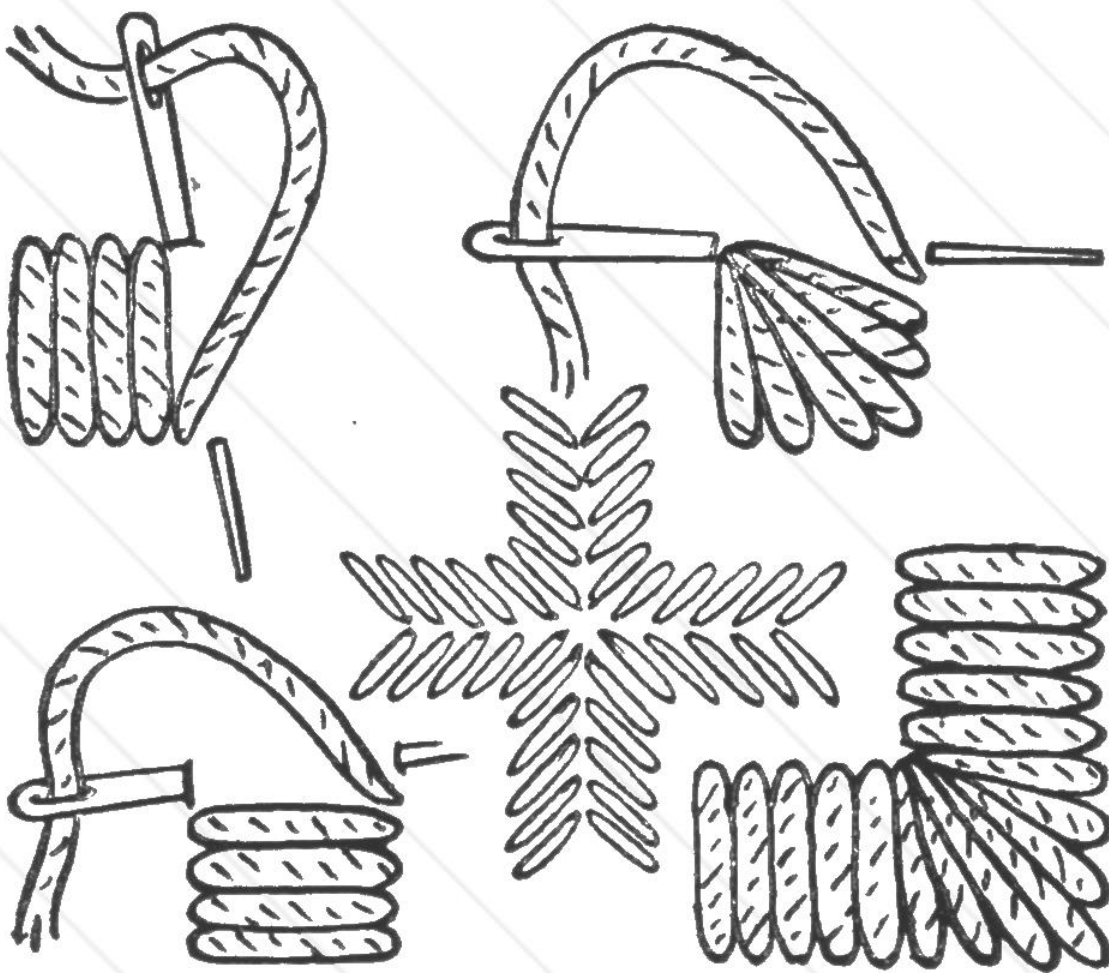
FOR PLEASURE AND PROFIT

Make your own money-saving leather items—gloves, belts, purses, woolskin toys, 100 other items. Easy to assemble. Send 10 cents today for big new catalog of largest supply in U. S.

J. C. LARSON CO., INC.
Dept. S, 820 S. Tripp Ave., Chicago, Ill.



stitches to shape the square. Add another square like the first, but with its thread running in the opposite direction or at right angles from it. Your point will now be something like



sketch shown in lower right hand corner of illustration.

To make an inside corner, twist the work a quarter turn and run its threads in the opposite direction. The next points are all worked exactly like the first one. The first stitch should begin

at the same intersection at which the last one ended, so that there will be no break in the continuity of stitches—see above illustration. Practice in making these points will be of value.

The entire edge of a piece is composed of points, each one containing four or more steps or smaller points; three or five steps could be used if desired. The size and shape of the corners is optional more or less, but should have at least as many steps as the edge points

MAKE JEWELRY AND NOVELTIES EASILY AT HOME

We have thousands of pounds of fine broken jewelry at sacrifice prices. Most of these fine pieces can be easily repaired at home for your own use or to sell to friends. Rings, bracelets, brooches, etc. Only \$2.00 per pound. Limit 5 pounds to an order. Rush order today.

B. LOWE — Dept. WB

Holland Bldg.

St. Louis, Mo.



Design Smart Fashions LEARN AT HOME—SPARE TIME

Fascinating field. Design own wardrobe at considerable saving. Gain experience designing for others. It may lead to thrilling career—even a shop of your own some day. Basic "learn-by-doing" course under guidance of qualified teachers provides excellent starting point for a career. Send for free booklet, "A Career in Fashion Designing."

NATIONAL SCHOOL OF DRESS DESIGN
1315 So. Michigan Ave. Dept. 1527, Chicago 5, Ill.

have, and could be wider, even double the size.

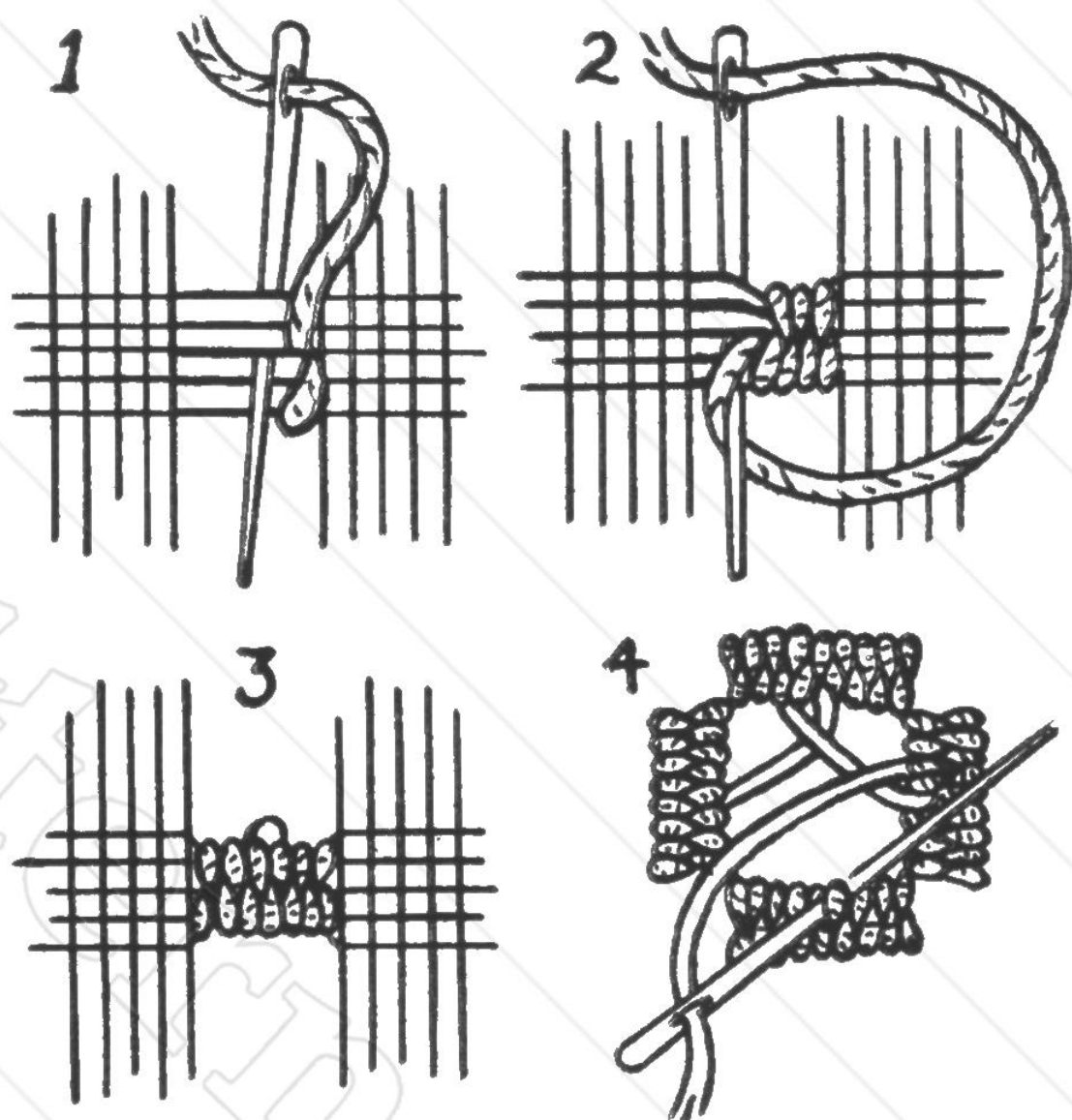
To connect edge points, make a double square, using ten stitches. The very outer portion of each point is composed of one step facing each way—this means ten stitches between corners. Complete the entire edge of a tray cloth or luncheon cloth in this manner, making all corners equal.

Various decorations may be placed inside. A large motif may be placed in the exact center; a series of edge motifs may be placed a uniform distance above the edge; or a large motif may be placed in each corner. These motifs are usually formed with drawn threads.

To place any decorations or medallions, count the threads and space evenly; run a basting thread along the central thread in each direction and begin working the decorative motif at one of the points and work to each side of it, counting threads to make the squares. These motifs may be made in almost any size and can be close to the edge or farther away, as in the sketch.

After completing the squares—there should be an even number—which mark one side of the decorative motif;


draw fine cross lines with a ruler and sharp pencil, along the threads to the places for the opposite squares. When every edge square has been embroidered, threads inside the decorative square may be snipped and drawn; begin between middle squares, or those farthest apart. Leave paths of fabric



between paths of drawn threads; this gives a gingham check effect.

The bars between open squares are woven over and under as sketched, using two or three strands of floss. Small picots may be made where desired. Do this as you would make a buttonhole stitch, then proceed weaving the rest of a bar. Connecting threads may be run, if desired, inside the open work squares; these may be placed, even, from picot to picot—note the twist in 4.

The small star, which may ornament various areas, is made with a cross stitch as a basis. Each section may contain five or more stitches and may be as long as desired with enough width to be graceful. As shown, stitches are laid parallel, each successive stitch is started a bit lower than the one before, to make an eight pointed star.



1/2
chute
& cords
\$7.95
Plus
\$1 Postage
& Handling

65 Sq. Yds.
OF WHITE, BRAND
NEW GOV'T SURPLUS
HEAVY NYLON
PARACHUTES

Heavy quality, white, with 3,000 feet of NYLON CROCHET CORD. Easily dyed. **IDEAL FOR DOZENS OF USES.** Make garments from dept. store patterns—slips, dresses, curtains, lamp-shades, linings, men's, women's, children's underwear, scarfs, slip-covers, etc. (**FREE** instructions; illustrated designs, easy to follow, included.) **ORDER BY MAIL TODAY.** Send check, or M. O.—add \$1.00 for postage and packing. If C. O. D. send \$1.00 deposit.


ALSO, WHITE PURE SILK PARACHUTES, SAME SIZE, SAME PRICE.

\$14.95
each

AMERICAN AGENCY (Dept. W-7)
799 BROADWAY, NEW YORK 3, N. Y.

Poinsettia Tablecloth

Here's a tablecloth that will make a wonderful background for those holiday dinners. It is a combination of linen and crochet for the center panel which is about 15x27 inches; a diagram of one fourth of the cloth is given, showing the arrangement of the flower squares from each corner of



the center panel. For the squares which are 11x12, work only the poinsettia flower that is outlined by the heavy line on chart, omit the leaves and stems and fill in with spaces. You will need about 3½ yards of 36 inch linen for the strips that are set in. This makes a tablecloth about 59x75. Use about number 20 mercerized crochet thread and a size 12 crochet hook for the gauge we give. Heavier thread and a coarser hook may be used to attain a larger piece.

Abbreviations: Ch (chain); st (stitch); sl st (slip stitch); dc (double

(Continued on Page 28)

EARN EXTRA MONEY
Make and Sell

ARTIFICIAL FLOWERS, HATS, JEWELRY AND NOVELTIES
IT'S FUN—EASY
—PROFITABLE

START NOW—ORDER THESE PATTERN BOOKS

Crepe Paper Flower Pattern Book.....	75c
Wood Fibre Flower Pattern Book.....	25c
Chenille Flower and Novelty Pattern Book.....	25c
Boucle Crocheted Flower Pattern Book.....	25c
Beaded Bag and Accessories Book.....	25c
Parties With Purpose.....	25c
How to Make and Trim Your Own Hats.....	\$1.00

CATALOG OF ALL ARTIFICIAL FLOWER MATERIALS (Featuring—Wood Fibre, Crepe Paper, Velour Paper, Chenille, Boucle, Pottery, Ming Tree Materials, Over 60 varieties of Leaves, Preservatives, Cloth and Paper Petals, etc.), **JEWELRY CRAFT SUPPLIES, BEADS, SEQUINS, MILLINERY MATERIALS** and many other items. **SENT FREE** with all orders. Send 25c for catalog without order. 25c credit allowed for catalog purchase on orders of \$4.00 or more.

FLOWER MATERIALS CO., INC.
218-O S. Wabash Ave., Chicago 4, Ill.

NOW ... Put your own

dainty edges on

Imported Irish Linen

Hemstitched

HANDKERCHIEFS

Choose your color.

three for

\$

00

or 1 doz.

@ \$3.50

WONDERFUL GIFTS!

SAVE MONEY on your next gift. Give handkerchiefs of pure Irish linen. Pick your own colors from luscious summer pastels: sky blue, flamingo pink, soft maize, cool green, or snow white. Perfect as gifts for Christmas, weddings, showers, birthdays, etc. Each a full 10⅞ in. square, guaranteed fast color, hemstitched and ready for crocheting or tatting of lovely edges. **FREE Instructions** for eight dainty edges. **At no extra cost** we will send a 106-yard ball of variegated famous French C.B. crochet cotton with every three handkerchiefs ordered. Save 50c by sending for a dozen at \$3.50. Retail value of finished handkerchiefs is over \$2.00 each.

YOU MUST BE DELIGHTED OR MONEY BACK!

Order by color, or one dozen assorted, today.
Send cash, check or money order, no C.O.D.'s.

HANDCRAFT MFG. CO. Dept. W-10 353 5th Ave.
New York 16, N. Y.

700 NEW BUTTONS

Hundreds and hundreds of beautiful buttons—all colors, designs and sizes. You can have dozens of "sets" for dresses, etc. These are "left over" stocks of large manufacturers who make buttons for the makers of expensive blouses, dresses, shirts and other fine garments. The biggest bargain ever offered. \$1 C.O.D. plus postage. **SEND NO MONEY.** Pay postman. If not pleased, return package for money back. Pin a dollar bill to this ad and I will send the package prepaid. Grandma Goodwin, Department C-4, Girard, Illinois.

\$1

Charming BABY DRESS AND SLIP SET

Stamped for Embroidery
EMBROIDERY FLOSS
and INSTRUCTIONS
INCLUDED

All
for \$1⁰⁰
Only



Here's amazing VALUE! Lovely Baby Dress and Slip Set, stamped for embroidery. Excellent quality washable White Cotton Lawn. Edges hemstitched. So pretty, so practical! For infants up to six months. Send only \$1, for Dress and Gertrude Set (sent postpaid). We'll include embroidery floss and instructions for working. Order several sets—they make ideal gifts. (Sent C.O.D. if you wish, plus postage charges). Write:


NEEDLEART GUILD, Dept. 100

652 Turner, N.W.

Grand Rapids 4, Mich.

NOW Electrify Your Old Sewing Machine...! SEW ELECTRICALLY!

New Invention Does It Easily!



New, Wonderful, Brant Motor Kit turns your old Treadle Sewing Machine into Modern ELECTRIC, in a few minutes. Save time! Save energy! Sew Better! Kit contains Motor, Foot Control, Connectors, Wiring, etc., completely assembled . . . ready to attach!

FREE Sew Light—If you order Now . . . you get an electric Sew Light with every order.

Only \$16.95

Hurry! Get Yours at once. Send \$16.95—Save Postage—for Complete Outfit and Free Electric Sew Light.

MAIL THIS COUPON!

BRANT'S SEWING MACHINE CO., INC.

1722 Race Street, Dept. J-10, Cincinnati 10, Ohio

Rush your \$16.95 kit. My machine is a . . .

Hand wheel turns ☐ toward me. ☐ Away from me.

NAME

ADDRESS

CITY ZONE STATE

I am enclosing \$16.95 ☐

Please send C.O.D. I'll pay \$16.95 plus postage ☐

(Continued from Page 27)

crochet); sc (single crochet); p (picot); bl (block); sp (space); sk (skip).

Gauge: 4 sps equal one inch.

General Filet Directions — Filet crochet is composed of sps and bls or open and solid squares. A foundation ch is made into which bls or sps or both are worked. For a foundation ch, make three times as many sts as there are squares, plus 1, plus the necessary sts to turn, 3 for bls and 5 for sps, turn and work according to chart. In following rows, the bls and sps are worked over bls and sps of the previous row. A sp is formed by a dc, ch 2, sk 2 sts of previous row, dc in third st. A bl is composed of 4 dcs. If worked over a sp, a dc is made in the dc of previous row, 2 dcs are worked over the next 2-ch, dc in next dc. In working 2 or more adjoining bls, there will be 4 dcs in the first bl and 3 dcs in each additional bl.

Chart—The open squares on chart indicate sps, the ones filled with crosses indicate bls. After the beginning ch is made, begin at either end of chart and follow each row for center panel.


In making the flower squares remember to work only the poinsettia

Center panel		
	Flower Square	
		flower Square

One fourth of cloth

blossom that is inside the heavy lines, omit the leaves and stems.

After the center panel and squares



CENTER PANEL

are worked, fill the sps around the edge with 1 sc in sp, a 3 or 4-ch p, sc in same sp, sc in dc, continuing around in this manner. Join material by working scs and a 3 or 4-ch p over a narrow rolled hem, joining ps by ch 1, sl st in adjacent p and ch 1.

To join the two edges of the material, work a row of 3 sc and a 3 or 4-ch p over a narrow rolled hem; join each p as before, making 2 or 3 scs between ps.

Edge—Work a row of sc over a rolled hem around the linen sections, then work a row of ch meshes all around working 2 dc with ch 3 between in each corner.

Row 2: Work 5 sc in each corner mesh and 2 sc in each mesh on sides of cloth then work a row of meshes.

Row 4: 3 sc in each of the next 2 meshes, * ch 4, sl st in top of last sc for a p, 3 sc in each of the next 2 meshes and repeat from * around.

New Easy Way to WASH VENETIAN BLINDS

While they Hang
**One Stroke Washes
BOTH Sides at Once**

Amazing new IMPROVED Venetian Cleaner washes, rinses or waxes both sides of slats with just one stroke! Sponge Rubber Facing on tongs picks up dirt and dust. No more mess. No more ruined nails and chapped hands. Shaped so you can even clean BEHIND tape! Leaves all types of blinds shining clean in a JIFFY. Order yours TODAY!

SEND NO MONEY! Just name and address. On arrival pay postman only \$1.00 plus C.O.D. postage. If not completely satisfied return within 10 days for money back. **SAVE MONEY!** Send cash, we pay postage. Order Now!

KLEEN-TONG, Dept. 9M 8505 S. Phillips Ave., Chicago 17, Ill.



Air-Flo NYLON



**CROCHET THREAD
BARGAIN!**

1500
FEET

only
\$1.50

Finest quality, heavy weight! Black, white or green. Ideal for doilies, tablecloths, etc. Only \$1.50 per spool, plus postage; or send money with order and we pay postage. Money-back guarantee! **Nylon Tatting-Crochet Thread, 1,500 ft. \$1.00**

Order now! C.O.D.'s accepted.

R. ALLENDER & CO., Dept. CW-1
1966 E. Forest Detroit 7, Mich.

LARGE BUST

Complete Line of "Yuth-Bust" Bra Designs to fit and flatter your individual figure type.

Secret Inside Control Gives you a More Alluring Youthful Bustline INSTANTLY

Style No. 202 Adjustable Shoulder Strap Bra \$2.98.

Style No. 303 Bandeau Adjustable Strap Bra \$2.75.

Style No. 404 Bandeau Built-up Shoulder Bra \$2.75.



Self-Conscious about over-sized spread out, sagging busts? Does your bustline make you look years older than you are? Both Longline and Bandeau styles of "Yuth-Bust" Bras have an exclusive patent pend. feature. Gives busts a bewitching separation. Style No. 101 and No. 202 Longline (pictured) also have SPECIAL V-CONTROL FEATURE of midriff support to help FLATTEN BULGING STOMACH; also girdle attachment hooks.

One of Our Many Satisfied Customers Below Says: *I've always had expensive bras made to order. But I could never get the satisfactory fit, style and attractive bustline for my full bust that your "Yuth-Bust" bra now gives me.*

—Mrs. B. Haugt, Norwalk, Conn.



BEFORE Mrs. Haugt wore the "Yuth-Bust" Bra, she looked tired, older, matronly and heavier because of her large, spread out bust.



AFTER she wore "Yuth-Bust" Bra, her glamorous bustline permitted her to wear youthful, smart style clothes and go places with her husband.

SEND NO MONEY

FREE 10 DAY TRIAL COUPON!

TESTED SALES, Dept. CL-13B10
20 Vesey Street, New York City

Rush to me my "YUTH-BUST" BRA in plain wrapper in style, size and color checked below. I will pay postman on delivery price plus postage. If not delighted in 10 days, I will return merchandise for my money back.

Style	Size	Color	How Many
No. 101 \$2.98			
No. 404 \$2.75			
No. 202 \$2.98			
No. 303 \$2.75			

NAME _____

ADDRESS _____

City, Zone, State _____

☐ Check here if you wish to save postage by enclosing price with coupon. Same money back guarantee.

WOMEN
Sizes:
34 to 52

COLORS:
NUDE
WHITE
BLACK

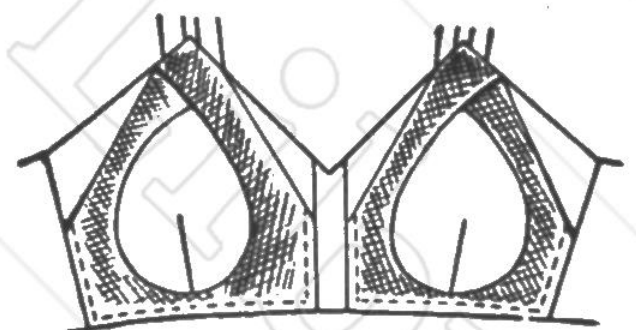


Style No. 101 Longline Built-up Shoulder

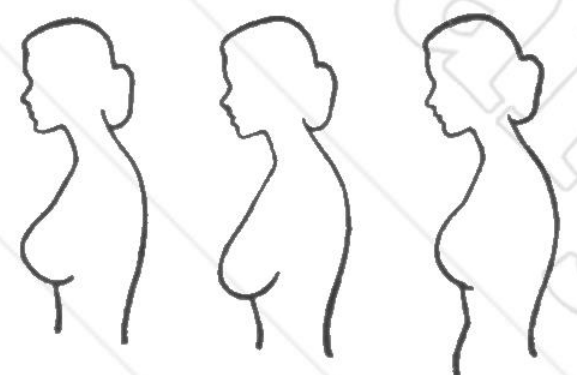
Look Slimmer and Years Younger

Light and comfortable—yet firm! Built-up shoulder straps of bra fabric. Simple adjustments. Excellent durable fabric—easy to wash.

SECRET INSIDE CONTROL helps correct your individual bust problem!



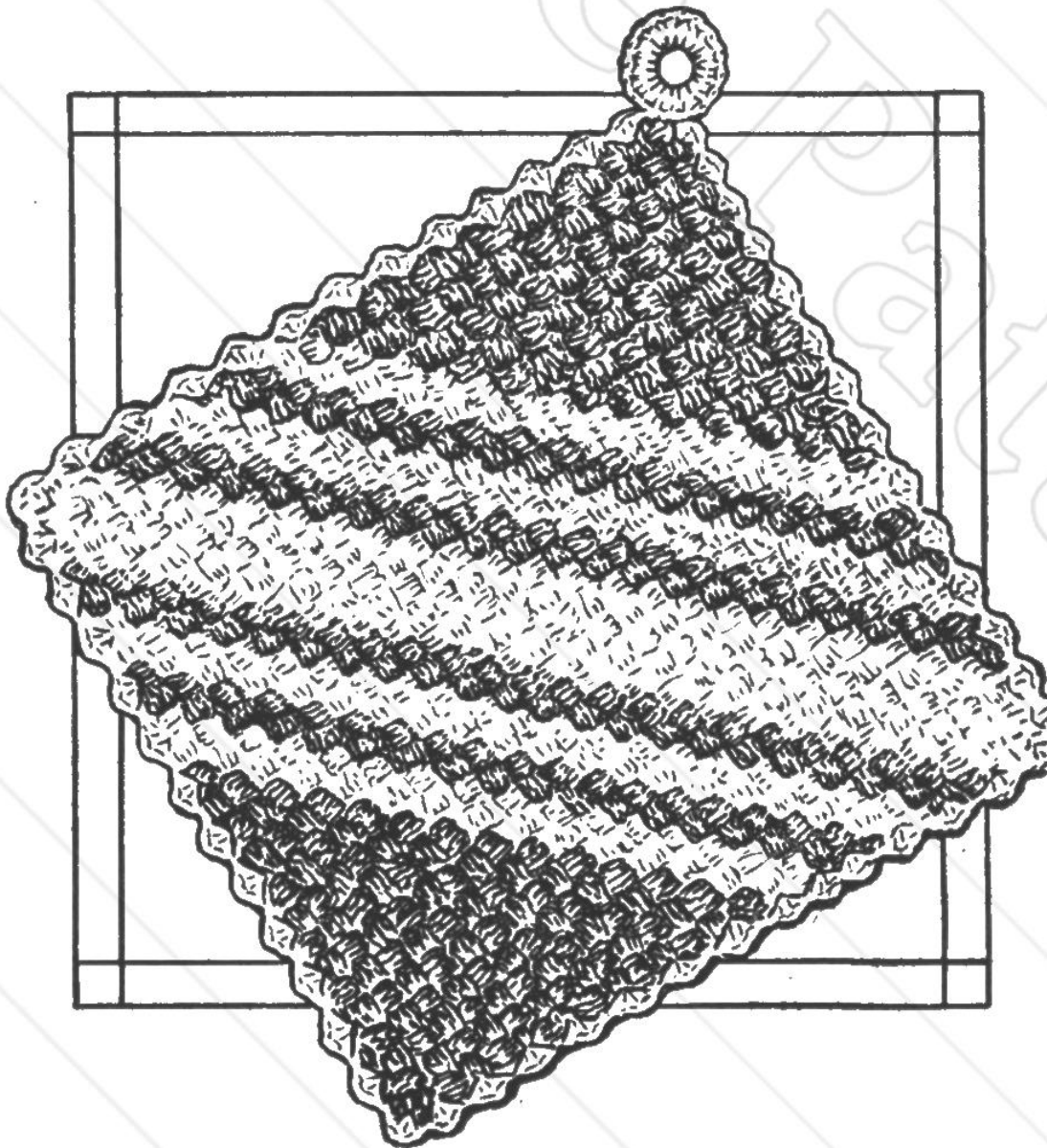
Illustrated are some of the large bust types who can be helped.



Special patent pend. bust molding feature on inside of all styles lifts, supports and cups large busts into the smaller youth alluring shape you want, whether they are extra large, spread out or sagging.

SHELL STITCH PAN HOLDER

Double protection is given by this pan holder because it is extra heavy from the two thicknesses of crochet. A good bazaar or gift item is always in demand at this season; here's one you can work quickly and in a variety of threads and colors. The model was made of American Thread Company "De Luxe" Mercerized Crochet and Knitting Cotton. One 250 yard ball



of white and one 175 yard ball of color is needed; use a size 8 crochet hook. It measures about 6 inches square.

Abbreviations: Ch (chain); st (stitch); sk (skip); sl st (slip stitch); sp (space); sc (single crochet); dc (double crochet).

With red or other color, ch 4, 3 dc in 4th st from hook, ch 3, turn.

Row 2: 2 dc in first dc, sk 1 dc, sl st in next dc, ch 3, 2 dc in same sp with sl st (shell), ch 3, turn.

Row 3: 2 dc in first dc, sl st in ch 3 of same shell, ch 3, 2 dc in same sp, sl st in ch 3 of next shell, ch 3, 2 dc in same sp, ch 3, turn. Repeat third row

(Continued on Page 32)

FOR PROFIT OR GIFTS



LEARN how to decorate burnt wood, glorified glass, brass, copper craft, etc. Write for catalog W10-49.

Thayer & Chandler, 910 W. Van Buren St., Chicago 7, Ill.

PINKING SHEARS



Amazing low price! They work like ordinary shears, BUT cut continuous pinked **non-ravel** raw edge easily, quickly, neatly. Precision ground blades of fine, high polished steel. Cuts pinked edges on almost any kind and weight of fabrics. **SAVE TIME AND MONEY**—cut and pink in one operation. Will last lifetime. **SEND NO MONEY!** Pay postman only \$2.95 on delivery, or send \$2.95 now and save postage. Use 10 days. If not delighted, return the shears and purchase price will be refunded. Order today! Ray Shears Co., 259 Strader, Dept. J62, Cincinnati 26, Ohio

IF you're STOUT

THIS
FREE
STYLE
BOOK WILL



Save YOU MONEY!

KEEP COST OF LIVING DOWN! Shop from our FREE 92-Page Money-Saving Style Book. Shows newest dresses, coats, suits proportioned to slim your figure. Everything in wearing apparel for sizes 38 to 58. Style Book is yours FREE. Merely mail the coupon below now. No obligation.

Lane Bryant DEPT. 86
752 EAST MARKET ST.
INDIANAPOLIS 17, IND.

LANE BRYANT, Department 86
752 East Market Street, Indianapolis 17, Indiana
Please rush me FREE Style Book for stout women.

Name _____

Address _____

Post Office _____

State _____

NYLON YARD GOODS

Originally manufactured for U. S. government under rigid inspection.

Brand New, Heavy Strong Quality, 36 inches wide, White Only. Light and Cool. Perfect for dresses, blouses, curtains, and dozens of other uses. It is easy to dye, to launder, never needs ironing, dries overnight. SATISFACTION GUARANTEED.

3 Yds. only \$3.25 additional yardage 95c yd.

AMERICAN AGENCY, Dept. W-8
799 Broadway New York 3, N. Y.

(Continued from Page 31)

having one more shell in each row and ending each row with 2 dc in same sp until there are 15 shells in row, drop red.


Next Row: Join white and work 2 rows in same manner (when changing color always complete last half of st with next color), drop white, pick up red and work 2 rows in same manner. Continue in same manner, working 2 rows white, 2 rows red, 2 rows white

(25 shells in last row), ch 1, turn.

Next Row: Continuing in white, sl st to ch 3 of first shell, ch 3, 2 dc in same sp, sl st in ch 3 of next shell, continue working in shells across row ending row with a sl st in last shell, ch 1, turn. Repeat last row for remainder of holder having 1 shell less in each row, working 1 more row white, 2 rows red, 2 rows white, 2 rows red, 2 rows white, cut thread. Continue in red in same manner until 1 shell remains, cut thread.

Work another section in same manner.

With white, crochet the 2 sections together as follows: join thread in corner, * ch 3, 2 dc in same sp, sk the length of a dc, sc in next st, repeat from * all around. With white, cover a bone ring with sc and attach to holder as illustrated.



Popular pansy design from
Floral Doilies Book 258

NEW!

Floral Doilies

EASY TO
CROCHET!

NEW 10¢ BOOK SHOWS HOW

Beauty—at a tiny cost! Doilies with flower patterns—many in color! Edging of pansies or yellow daffodils! Vines rambling over a white “trellis of crochet.” Colorful daisies or dogwood appliqued on a linen luncheon set! Exquisite! Decorative! Ideal for Christmas gifts! Many patterns in new 10¢ book. Get at art needlework counters or mail coupon.

The Three Great Names in Sewing:

J. & P. COATS • CLARK'S O. N. T. THREADS • CROWN D-A® ZIPPERS

SEND
FOR

FLORAL DOILIES BOOK

10¢

The Spool Cotton Co., Dept. W109, Newark 4, N. J.

Please send me the booklets checked below, for which I enclose _____.

- ☐ No. 258, Floral Doilies....10¢
- ☐ No. 255, Ideas For Gifts....10¢
- ☐ No. 256, Handkerchief Edgings....10¢

NAME _____

Please Print

ADDRESS _____

CITY _____

ZONE _____

STATE _____