
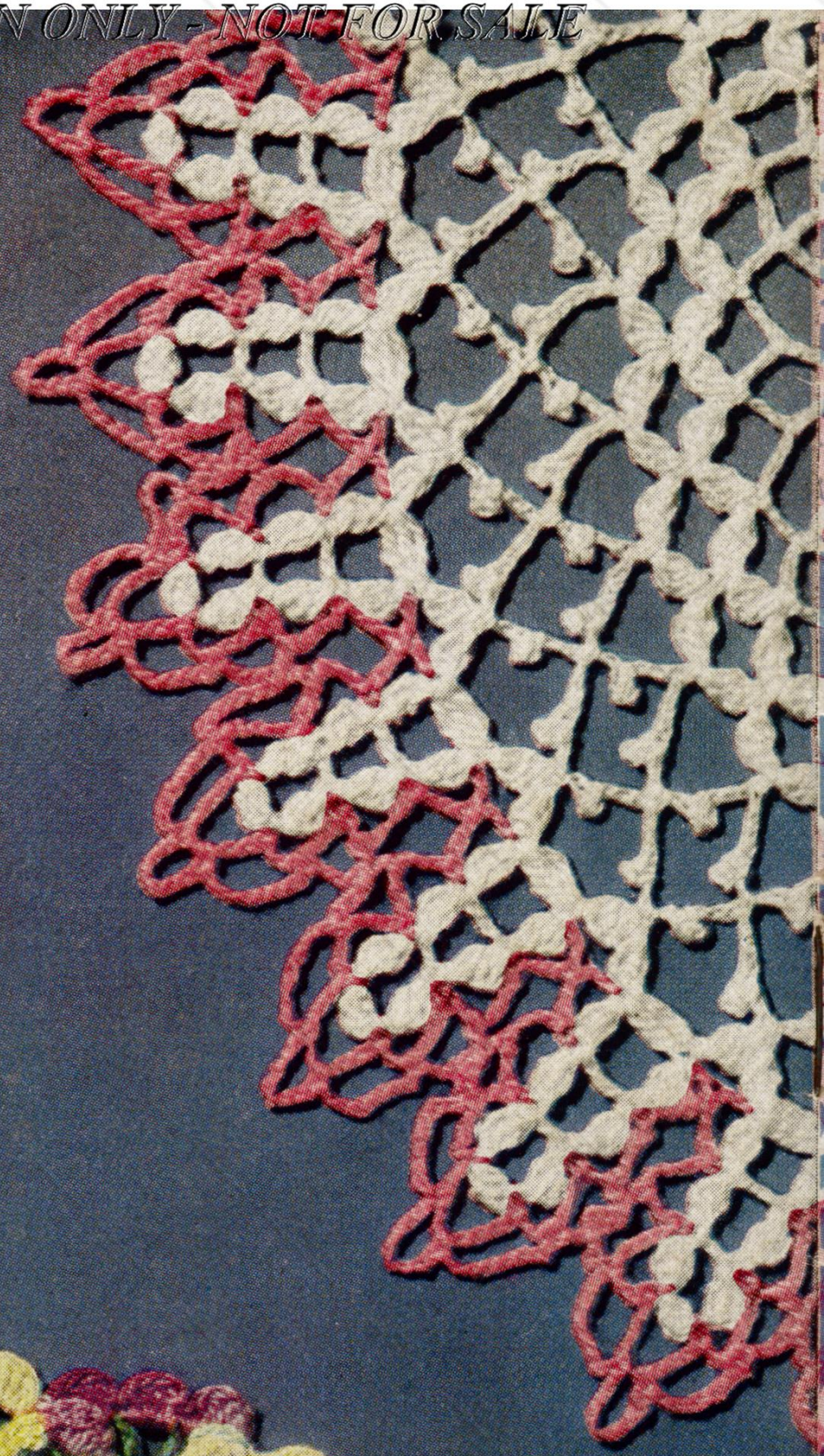


Doilies - Doilies - Doilies



Gems
of
Color

THE Pretty Flower Doily ...ON THE COVER

This doily may be made with any of the AMERICAN THREAD COMPANY products listed below:

Material	Quantity	Approx. Size of Doily	Size of Needle
"GEM" CROCHET COTTON Article 35, size 30	1 ball White 1 ball Hunter Green 1 ball Tinted Lavender & Yellow	6 in.	steel 12
or			
"PURITAN" CROCHET COTTON Article 40	1 ball White 1 ball Kelly Green 1 ball Tinted Lavender & Yellow	8¾ in.	steel 7
or			
"DE LUXE" CROCHET COTTON Article 346	1 ball White 1 ball Kelly Green 1 ball Tinted Lavender & Yellow	8¾ in.	steel 7

With White ch 6, join to form a ring, ch 1 and work 8 s c in ring, join.

2nd Round. Ch 1 and work 2 s c in each s c, join.

3rd Round. Working in s c, increase in every other s c, join (24 s c).

4th Round. Ch 6, d c in same space, * skip 1 s c, 1 d c, ch 3, 1 d c in next s c, repeat from * all around ending round with skip 1 s c, join in 3rd st of ch.

5th Round. Sl st into loop, ch 3, 2 d c in same space, * ch 2, 3 d c in next loop, repeat from * all around, ch 2, join.

6th Round. Sl st to next d c, ch 6, d c in same space, * ch 3, 1 d c, ch 3, 1 d c in center d c of next 3 d c group, repeat from * all around, ch 3, join in 3rd st of ch.

7th Round. Sl st into loop, ch 3, 3 d c in same space, * 4 d c in next loop, repeat from * all around, join (96 d c), cut thread.

8th Round. Attach Green in same space, ch 5, d c in next d c, * ch 2, d c in next d c, repeat from * all around, ch 2, join in 3rd st of ch, cut thread.

9th Round. Attach Tinted Lavender and Yellow in any loop, 2 s c in same space, 2 s c in each of the next 2 loops, 1 s c, 4 d c, 1 s c in each of the next 3 loops, drop loop from hook, insert hook in 1st st of 1st petal (18th st from hook), pick up loop and pull through forming a flower, ch 2, * 2 s c in each of the next 3 loops, 1 s c, 4 d c, 1 s c in each of the next 3 loops, drop loop from hook, insert hook in 1st st of 1st petal of flower being made, pick up loop and pull through, ch 2 (the flowers lay towards center of doily), repeat from * all around, join, cut thread.

10th Round. Attach White between the 2 petals at top of flower, ch 5, d c in same space, * skip 1 s c, 1 d c, ch 2, 1 d c in next s c, skip 1 s c, 1 d c, ch 2, 1 d c in next s c,

1 d c, ch 2, 1 d c between petals of next flower, repeat from * all around, ending round to correspond and joining in 3rd st of ch.

11th Round. Sl st into loop, ch 3, 2 d c in same space, * 3 d c in next loop, repeat from * all around, join.

12th Round. Sl st into next st, ch 5, d c in same space, * skip 2 d c, 1 d c, ch 2, 1 d c (shell) in next d c, repeat from * all around, join in 3rd st of ch.

13th Round. Sl st into shell, ch 3, 2 d c in same space, * ch 1, 3 d c in center of next shell, repeat from * all around, ch 1, join.

14th Round. Same as 12th round but having ch 1 between shells.

15th Round. Same as 13th round but having ch 2 between each of the 3 d c groups.

16th Round. Same as 14th round but having ch 2 between shells.

17th Round. Sl st into shell, ch 3, d c in same space, * 2 d c in next loop, 2 d c in next shell, repeat from * all around ending round with 2 d c in last loop, join, cut thread.

18th Round. Attach Green in any d c, ch 6, tr c in next d c, * ch 2, tr c in next d c, repeat from * all around, ch 2, join in 4th st of ch, cut thread.

19th Round. Attach Tinted Lavender and Yellow in any loop, ch 1 and work 1 s c, 4 d c, 1 s c in same space, 1 s c, 4 d c, 1 s c in each of the next 7 loops, * drop loop off hook, insert hook between 5th and 6th petals from hook, pick up loop and pull through forming a flower, ch 1, then work 1 s c, 4 d c, 1 s c in each of the next 8 loops, repeat from * all around ending round to correspond, join, cut thread.

CROCHET ABBREVIATIONS

ch.....	Chain
s c.....	Single Crochet
s d c.....	Short Double Crochet
d c.....	Double Crochet
tr c.....	Treble Crochet
d tr c.....	Double Treble Crochet
tr tr c.....	Treble Treble Crochet
sl st.....	Slip Stitch
st.....	Stitch
sts.....	Stitches

*(Asterisk) This symbol indicates that the instructions immediately following are to be repeated the given number of times plus the original.

**Are used in the same way.

American Thread Company 260 WEST BROADWAY, NEW YORK 13, N. Y.



Copyright 1951, American Thread Company

Printed in U.S.A.

THE SHADED *Pink and White Doily* (ILLUSTRATED ON PAGE 4)

This doily may be made with any of the AMERICAN THREAD COMPANY products listed below:

Material	Quantity	Approx. Size of Doily	Size of Needle
"GEM" CROCHET COTTON Article 35	1 ball Shaded Pinks 1 ball White	9¾ in.	steel 12
or			
"PURITAN" CROCHET COTTON Article 40	1 ball Shaded Lt. Pinks 1 ball White	13 in.	steel 7
or			
"DE LUXE" CROCHET COTTON Article 346	1 ball Shaded Lt. Pinks 1 ball White	13 in.	steel 7

With Shaded Pinks ch 6, join to form a ring, ch 1 and work 12 s c in ring, join in 1st s c.

2nd Round. Ch 1, s c in same space, * ch 3, s c in next s c, repeat from * all around ending round with sl st in 1st s c.

3rd Round. Sl st to center of next loop, * ch 3, s c in next loop, repeat from * all around ending round with sl st in last sl st.

4th Round. Sl st to center of next loop, ch 5, s c in next loop, repeat from * 10 times, ch 2, d c in last sl st (this brings thread in position for next round).

5th Round. * Ch 3, s c in next loop, ch 9, s c in next loop, repeat from * all around ending round with sl st in d c.

6th Round. Sl st to center of next loop, ** ch 3, s c in next loop, * ch 3, s c in same loop, repeat from * 4 times, ch 3, s c in next loop, repeat from ** all around ending round with sl st in last sl st.

7th Round. Sl st to center of next loop, ** ch 3, puff st in next loop (puff st: thread over hook, insert in loop, pull loop up the length of a d c, * thread over hook, insert in same space, pull loop up the same length, repeat from * twice, thread over and pull through all loops but one, thread over and pull through 2 loops), repeat from ** 4 times, ch 3, s c in next loop, ch 3, s c in next loop, repeat from 1st ** all around in same manner ending round with sl st in last sl st, cut thread.

8th Round. Attach White in next loop, ** ch 3, s c in next loop, * ch 5, s c in next loop, repeat from * twice, ch 3, s c in next loop, ch 5, skip 1 loop, s c in next loop, repeat from ** all around ending round with sl st in joining.

9th Round. Sl st to center of next loop, * ch 5, s c in next loop, repeat from * 3 times, ch 1, s c in next loop, * ch 3, s c in same loop, repeat from * twice, ch 1, s c in next loop, repeat from 1st * all around, ending round with sl st in last sl st.

10th Round. Sl st to center of next loop, * ch 5, s c in next loop, repeat from * twice, ch 3, skip the ch 1, puff st in next loop, ch 3, puff st in next loop, ch 3, puff st in next loop, ch 3, skip the ch 1, s c in next loop, repeat from 1st * all around ending round with sl st in last sl st.

11th Round. Sl st to center of next loop, * ch 5, s c in next loop, ch 5, s c in next loop, ch 7, skip 1 loop, puff st in next loop, ch 3, puff st in next loop, ch 7, skip 1 loop, s c in next loop, repeat from * all around ending round with sl st in last sl st.

12th Round. Sl st to center of next loop, * ch 5, s c in

next loop, ch 7, s c in next loop, ch 7, puff st in next loop, ch 7, s c in next loop, ch 7, s c in next loop, repeat from * all around ending round same as last round.

13th Round. Sl st to center of next loop, * ch 7, s c in next loop, repeat from * all around ending round with ch 3, tr c in last sl st.

14th Round. Ch 5, s c in next loop, * ch 9, s c in next loop, repeat from * 3 times, repeat from beginning all around ending round with ch 4, d tr c (3 times over hook) in tr c.

15th Round. Ch 5, s c in next loop, * ch 3, s c in same loop, repeat from * twice, ch 5, s c in next loop, * ch 10, s c in next loop, repeat from * twice, repeat from beginning all around ending round with ch 5, d tr c in d tr c.

16th Round. Ch 7, s c in next loop, * ch 3, puff st in next loop, repeat from * twice, ch 3, s c in next loop, ch 7, s c in next loop, ch 10, s c in next loop, ch 10, s c in next loop, repeat from beginning all around ending round with ch 5, d tr c in d tr c.

17th Round. * Ch 10, s c in next loop, ch 10, skip 1 loop, puff st in next loop, ch 3, puff st in next loop, ch 10, skip 1 loop, s c in next loop, ch 10, s c in next loop, ch 10, s c in next loop, repeat from * all around ending round with ch 5, d tr c in d tr c.

18th Round. Ch 10, s c in next loop, ch 10, s c in next loop, ch 10, puff st in next loop, * ch 10, s c in next loop, repeat from * twice, repeat from beginning all around ending round with ch 5, d tr c in d tr c.

19th Round. * Ch 10, s c in next loop, repeat from * all around ending round with ch 5, d tr c in d tr c.

20th Round. Same as last round ending round with ch 7, d c in d tr c.

21st Round. Ch 5, s c in next loop, * ch 3, s c in same loop, repeat from * twice, repeat from beginning all around ending round to correspond, sl st in d c.

22nd Round. Sl st to center of next loop, * ch 3, puff st in next ch 3 loop, repeat from * twice, ch 3, s c in next loop, repeat from 1st * all around ending round with sl st in last sl st.

23rd Round. Sl st to center of next loop, * ch 5, puff st in next loop, ch 3, puff st in next loop, ch 5, s c in next loop, ch 3, s c in next loop, repeat from * all around ending round with sl st in last sl st.

24th Round. Sl st to center of next loop, * ch 5, puff st in next loop, ch 5, s c in next loop, ch 4, skip 1 loop, s c in next loop, repeat from * all around ending round with sl st in last sl st.

25th Round. Sl st to center of next loop, * ch 5, s c in next loop, ch 8, skip 1 loop, s c in next loop, repeat from * all around ending round with sl st in last sl st, cut White.

26th Round. Attach Shaded Pinks in center of next loop, ** ch 3, s c in next loop, * ch 3, s c in same loop, repeat from * 4 times, ch 3, s c in next loop, repeat from ** all around ending round with sl st in last sl st.

27th Round. Sl st into loop, s c in same space, ** ch 1, puff st in next loop, * ch 5, sl st in 4th st from hook for picot, ch 1, puff st in next loop, repeat from * 3 times, ch 1, s c in next loop, s c in next loop, repeat from ** all around ending round to correspond, join, cut thread.



INSTRUCTIONS ON PAGE 3

« 4 »



INSTRUCTIONS ON PAGE 6

« 5 »

THE Yellow and Chartreuse Doily (ILLUSTRATED ON PAGE 5)

This doily may be made with any of the AMERICAN THREAD COMPANY products listed below:

Material	Quantity	Approx. Size of Doily	Size of Needle
"GEM" CROCHET COTTON Article 35, Size 30	1 ball Chartreuse 1 ball Shaded Lt. Yellows	9½ in.	steel 12
or			
"PURITAN" CROCHET COTTON Article 40	1 ball Chartreuse 1 ball Shaded Lt. Yellows	13 in.	steel 7
or			
"DE LUXE" CROCHET COTTON Article 346	1 ball Chartreuse 1 ball Shaded Lt. Yellows	13 in.	steel 7

With Chartreuse ch 7, join to form a ring, ch 3, 2 d c in ring keeping last loop of each st on hook, thread over and work off all loops at one time, * ch 5, cluster st in ring (cluster st: 3 d c in ring keeping last loop of each st on hook, thread over and work off all loops at one time), repeat from * 6 times, ch 5, join in top of 1st cluster st, cut thread.

2nd Round. Attach Shaded Lt. Yellows in next loop, s c in same space, ch 3, s c in same space, * ch 5, in next loop work 1 s c, ch 3, 1 s c, repeat from * 6 times, ch 5, join in 1st s c, cut thread.

3rd Round. Attach Chartreuse in center st of any large loop, ch 3, d c in same space, ch 3, 2 d c in same space, * ch 3, 2 d c, ch 3, 2 d c (shell) in center st of next large loop, repeat from * all around ending round with ch 3, join in 3rd st of ch.

4th Round. Sl st to center st of loop of next shell, s c in same space, * ch 3, shell in center st of next loop, ch 3, s c in loop of next shell, repeat from * all around in same manner ending round to correspond, join in 1st s c.

5th Round. Sl st to center of next loop, * ch 3, shell in center st of next shell, ch 3, s c in next loop, ch 3, s c in next loop, repeat from * all around, join in last sl st, cut thread.

6th Round. Attach Shaded Lt. Yellows in center st of loop of next shell, s c in same space, * ch 7, skip 1 loop, s c in next loop, repeat from * all around ending round with ch 3, tr c in 1st s c (this brings thread in position for next round).

7th Round. Ch 3, s c over tr c just made, * ch 7, in next ch 7 loop work 1 s c, ch 3, 1 s c, repeat from * all around ending round with ch 7, sl st in tr c, cut thread.

8th Round. Work same as 3rd round but having ch 5 between each shell.

9th Round. Same as 4th round.

10th Round. Sl st to center of next loop, * ch 3, shell in center st of next shell, ch 3, s c in next loop, ch 5, s c in next loop, repeat from * all around, join in last sl st, cut thread.

11th Round. Same as 6th round.

12th Round. Work same as 7th round ending round with ch 3, tr c in tr c.

13th Round. Same as 7th round, cut thread.

14th Round. Same as 3rd round but ch 5 between each shell.

15th Round. Sl st to center of next shell, s c in same space, * ch 2, shell in center st of next loop, ch 2, s c in next loop, repeat from * all around ending round to correspond, ch 2, join in 1st s c.

16th Round. Sl st into next loop, * ch 2, shell in center st of next shell, ch 2, s c in next loop, ch 5, s c in next loop, repeat from * all around, cut thread.

17th Round. Work same as 6th round.

18th and 19th Rounds. Same as 7th round ending each round with ch 3, tr c in tr c.

20th Round. Same as 7th round, cut thread.

21st Round. Attach Chartreuse in center st of any large loop, ch 3, d c in same space, ch 3, 2 d c in same space, ch 1, * shell in center st of next large loop, ch 1, repeat from * all around, join in 3rd st of ch.

22nd Round. Sl st to center of shell, * ch 9, s c in loop of next shell, repeat from * all around ending round with ch 4, d tr c (3 times over hook) in last sl st.

23rd Round. Ch 3, 1 d c, ch 3, 2 d c in top of d tr c just made, * ch 3, shell in center st of next loop, repeat from * all around ending round with ch 3, join in 3rd st of ch.

24th Round. Sl st to center st of shell, ch 3, 1 d c, ch 3, 2 d c in same space, * ch 3, s c in next loop, repeat from * twice, ch 3, shell in center st of next shell, repeat from 1st * all around ending round to correspond, join in 3rd st of ch.

25th Round. Ch 3, d c in next d c, * shell in next loop, 1 d c in each of the next 2 d c, ch 3, skip 1 s c, shell in s c over previous shell, ch 3, skip 2 loops, 1 d c in each of the next 2 d c, repeat from * all around ending round to correspond, join in 3rd st of ch, cut thread.

26th Round. Attach Shaded Lt. Yellows in center st of next loop, * ch 3, sl st in same space, ch 5, s c in next loop, ch 3, sl st in loop of next shell, ch 3, s c in next loop, ch 5, sl st in next loop, repeat from * all around, ending round to correspond, join, cut thread.

Of course, any of these doilies can be made in all white

THE *Pink Pineapple Doily*

(ILLUSTRATED ON PAGE 9)

This doily may be made with any of the AMERICAN THREAD COMPANY products listed below:

Material	Quantity	Approx. Size of Doily	Size of Needle
"GEM" CROCHET COTTON Article 35, Size 30	1 ball Bright Pink or any color desired	11½ in.	steel 12
or			
"PURITAN" CROCHET COTTON Article 40	2 balls Pink or any color desired	16½ in.	steel 7
or			
"DE LUXE" CROCHET COTTON Article 346	2 balls Pink or any color desired	16½ in.	steel 7

Ch 11, join to form a ring, ch 3, 24 d c in ring, join in 3rd st of ch.

2nd Round. Ch 6, tr c in next d c, * ch 2, tr c in next d c, repeat from * all around, ch 2, join in 4th st of ch (25 tr c).

3rd Round. Sl st into loop, ch 5, d c in same loop, * 1 d c, ch 2, 1 d c in next loop, repeat from * all around, join in 3rd st of ch.

4th Round. Sl st into loop, ch 6, tr c in same loop, * 1 tr c, ch 2, 1 tr c in next loop, repeat from * all around, join in 4th st of ch.

5th Round. Sl st into loop, ch 6, d c in same space, * 1 d c, ch 3, 1 d c in next loop, repeat from * all around, join in 3rd st of ch.

6th Round. Sl st into loop, ch 8, tr c in same space, * 1 tr c, ch 4, 1 tr c in next loop, repeat from * all around, join in 4th st of ch.

7th Round. Sl st into loop, ch 5, d c in same space, * 1 d c, ch 2, 1 d c in space between next 2 tr c, 1 d c, ch 2, 1 d c in next loop, repeat from * all around ending round with 1 d c, ch 2, 1 d c in last space, join in 3rd st of ch.

8th Round. Sl st into loop, ch 6, tr c in same space, * 1 tr c, ch 2, 1 tr c in next loop, repeat from * all around, join in 4th st of ch.

9th Round. Sl st into loop, ch 6, d c in same space, * 1 d c, ch 3, 1 d c in next loop, repeat from * all around, join.

10th Round. Sl st into loop, ch 3, 1 d c, ch 2, 2 d c in same space, * ch 4, s c in next loop, ch 4, 1 tr c, ch 4, 1 tr c in next loop, ch 4, s c in next loop, ch 4, 2 d c, ch 2, 2 d c (shell) in next loop, shell in next loop, repeat from * all around ending round with ch 4, s c in next loop, ch 4, 1 tr c, ch 4, 1 tr c in next loop, ch 4, s c in next loop, ch 4, shell in next loop, join.

11th Round. Sl st into shell, ch 3, 1 d c, ch 2, 2 d c in same space, * ch 2, skip 2 loops, 10 tr c in next loop, ch 2, skip 2 loops, shell in next shell, ch 1, shell in next shell, repeat from * all around ending round to correspond, ch 1, join. All shells are worked in same manner for remainder of doily.

12th Round. Sl st into shell, ch 3, 1 d c, ch 2, 2 d c in same space, * ch 2, 1 tr c in each of the next 10 tr c with ch 1 between each tr c, ch 2, shell in next shell, ch 1, shell in next shell, repeat from * all around ending round to correspond, ch 1, join.

13th Round. Sl st into shell, ch 3, 1 d c, ch 2, 2 d c in same space, ** ch 2, s c between 1st 2 tr c, * ch 3, s c

between next 2 tr c, repeat from * 7 times, ch 2, shell in next shell, ch 1, shell in next shell, repeat from ** all around ending round to correspond, ch 1, join.

14th Round. Sl st into shell, ch 3, 1 d c, ch 2, 2 d c in same space, ** ch 3, skip 1 loop, s c in 1st loop of pineapple, * ch 3, s c in next loop, repeat from * 6 times, ch 3, shell in next shell, ch 1, shell in next shell, repeat from ** all around ending round to correspond, ch 1, join.

15th Round. Same as last round but having 1 loop less in each pineapple.

16th Round. Same as 15th round but having ch 3 between the 2 shells in each section, ch 3, join.

17th Round. Sl st into shell, ch 3, 1 d c, ch 2, 2 d c in same space, ** ch 3, s c in 1st loop of pineapple, * ch 3, s c in next loop, repeat from * 3 times, ch 3, shell in next shell, ch 2, 1 tr c, ch 3, 1 tr c in next loop, ch 2, shell in next shell, repeat from ** all around ending round to correspond, join.

18th Round. Sl st into shell, ch 3, 1 d c, ch 2, 2 d c in same space, ** ch 3, s c in 1st loop of pineapple, * ch 3, s c in next loop, repeat from * twice, ch 3, shell in next shell, * ch 2, 1 tr c, ch 3, 1 tr c in next loop, repeat from * twice, ch 2, shell in next shell, repeat from ** all around ending round to correspond, join.

19th Round. Sl st into shell, ch 3, 1 d c, ch 2, 2 d c in same space, ** ch 3, s c in 1st loop of pineapple, * ch 3, s c in next loop, repeat from * once, ch 3, shell in next shell, ch 2, * 1 d c, ch 2, 1 d c in next loop, repeat from * 6 times, ch 2, shell in next shell, repeat from ** all around ending round to correspond, join.

20th Round. Sl st into shell, ch 3, 1 d c, ch 2, 2 d c in same space, ** ch 3, skip 1 loop, s c in next loop of pineapple, ch 3, s c in next loop, ch 3, skip 1 loop, shell in next shell, ch 3, skip 1 loop, cluster st in next loop (cluster st: 3 d c in same space keeping last loop of each d c on hook, thread over and pull through all loops at one time), * ch 3, cluster st in next loop, repeat from * 5 times, ch 3, shell in next shell, repeat from ** all around ending round to correspond, join.

21st Round. Sl st into shell, ch 3, 1 d c, ch 2, 2 d c in same space, ** ch 3, s c in remaining loop of pineapple, ch 3, shell in next shell, * ch 2, 1 tr c, ch 2, 1 tr c in next loop, repeat from * 7 times, ch 2, shell in next shell, repeat from ** all around ending round to correspond, join.

22nd Round. Sl st into shell, ch 3, 1 d c, ch 2, 2 d c in same space, ** shell in next shell, ch 2, skip 1 loop, * 1 d c, ch 2, 1 d c in next loop, repeat from * 14 times, ch 2, skip 1 loop, shell in next shell, repeat from ** all around ending round to correspond, join.

23rd Round. Sl st into shell, ch 3, cluster st in same space, ** cluster st in next shell, ch 3, skip 1 loop, cluster st in next loop, * ch 3, cluster st in next loop, repeat from * 13 times, ch 3, skip 1 loop, cluster st in next shell, repeat from ** all around ending round to correspond, join.

24th Round. Sl st into 2nd loop, ch 4, tr c in same space, * ch 2, 2 tr c in next loop, repeat from * 12 times, skip 2 loops, 2 tr c in next loop, repeat from 1st * all around in same manner skipping last 2 loops and joining in 4th st of ch.

25th Round. ** Ch 4, skip 1 loop, * d c in next tr c, ch 4, sl st in 3rd st from hook for picot, ch 1, d c in next tr c, ch 3, repeat from * 10 times, d c in next tr c, ch 4, sl st in 3rd st from hook for picot, ch 1, d c in next tr c, ch 4, skip 1 loop, s c in center space between next 4 tr c at base of scallop, repeat from ** all around, join, cut thread.



INSTRUCTIONS ON PAGE 10

« 8 »



INSTRUCTIONS ON PAGE 7

« 9 »

THE Hairpin Lace Luncheon Set

(ILLUSTRATED ON PAGE 8)

13½ Inches in Diameter

Materials Required: AMERICAN THREAD COMPANY
"GEM" CROCHET COTTON, Article 35, size 30.

3 balls Gray.

3 balls Chartreuse or any contrasting color make 4 mats.

Hairpin Staple 1 inch wide.

Steel crochet hook No. 12.

¼ yd. Gray linen or Indian Head.

HAIRPIN LACE. Make a loop at end of thread and place 1 prong of staple in loop just made, insert hook in loop, wind thread around right prong of hairpin staple, thread over hook and draw through loop keeping work at center of staple, * drop loop from hook, turn staple ½ turn to the left, pick up the dropped loop at center, thread over and pull through loop, insert hook through top part of loop on left hand prong, thread over and pull through (2 loops on hook), thread over and pull through both loops completing the single crochet, repeat from * for length desired.

With Gray leaving a small end, work a length of hairpin lace having 224 loops on each side of staple, cut thread leaving a small end, tie the 2 ends together being careful not to twist lace.

Cut a circle of linen 5¾ inches in diameter. Turn under a very narrow hem and sew. With Chartreuse crochet a row of s c around circle having 224 s c in round, join in 1st s c.

Next Round. Ch 2, s d c in same space (s d c: thread over hook, insert in st, pull loop through, thread over and pull through all loops at one time), keeping the twist in each loop of hairpin lace, ch 2, small puff st through 1st 4 loops of hairpin lace (small puff st: thread over hook, insert through loops, thread over and pull loop up about ¼ inch, thread over hook, insert in same space, thread over and pull loop up the same length, thread over and pull through all 5 loops at one time), * ch 2, skip 3 s c on linen, small puff st in next st, ch 2, small puff st through next 4 loops of hairpin lace, repeat from * all around, join, cut thread. Attach Chartreuse in 1st loop on opposite side of hairpin lace and keeping the twist in the loops, s c in same space, * ch 3, s c in next loop of hairpin lace, repeat from * 6 times, ** ch 3, small puff st through next 8 loops inserting hook through all 8 loops at one time, * ch 3, s c in next loop, repeat from * 7 times, repeat from ** all around ending row with ch 3, small

puff st through next 8 loops, ch 3, join in 1st s c, do not cut thread. With Gray work a 2nd strip of hairpin lace in same manner as 1st strip having 322 loops on each side, tie ends together being sure not to twist lace, cut thread. Join 2nd length to 1st length as follows: pick up Chartreuse and sl st into next loop, ch 4, s c in 1st loop of 2nd length of hairpin lace, ch 1, d c in next loop of 1st length, * ch 1, s c in next loop of 2nd length, ch 1, d c in next loop of 1st length, repeat from * once, ** ch 1, s c in next loop of 2nd length, ch 3, small puff st through next 12 loops of 2nd length, ch 3, s c in next loop of 2nd length, ch 1, d c in same space of 1st length, * ch 1, s c in next loop of 2nd length, ch 1, d c in next loop of 1st length, repeat from * 8 times, repeat from ** all around ending with ch 1, s c in next loop of 2nd length, ch 3, small puff st through next 12 loops of 2nd length, ch 3, s c in next loop of 2nd length, ch 1, d c in same space of 1st length, * ch 1, s c in next loop of 2nd length, ch 1, d c in next loop of 1st length, repeat from * 4 times, ch 1, s c in next loop of 2nd length, ch 1, join in 3rd st of ch 4, cut thread.

EDGE: Attach Chartreuse in 1st loop of the 12 loops drawn together, s c in same space, * ch 4, s c in next loop, repeat from * 10 times, ** ch 4, small puff st through next 11 loops, * ch 4, s c in next loop, repeat from * 11 times, repeat from ** all around ending with ch 4, small puff st through next 11 loops, ch 4, join in 1st s c.

Next Row. Sl st to next loop, ch 3, d c in same space, * ch 5, 2 d c in next loop keeping last loop of each d c on hook, thread over and pull through all loops at one time (2 d c cluster st), repeat from * 9 times, ** ch 5, 1 d c in each of the next 2 loops keeping last loop of each d c on hook, thread over and pull through all loops at one time, * ch 5, 2 d c cluster st in next loop, repeat from * 10 times, repeat from ** all around ending row with ch 5, 1 d c in each of the next 2 loops keeping last loop of each d c on hook, thread over and pull through all loops at one time, ch 5, join.

Next Row. Sl st to 2nd loop, * ch 6, sl st in 3rd st from hook for picot, ch 3, sl st in same space for picot, ch 3, sl st in same space for picot, ch 3, s c in next loop, repeat from * 6 times, ** ch 6, sl st in 3rd st from hook for picot, ch 3, sl st in same space for picot, ch 3, sl st in same space for picot, ch 3, 1 d c in each of the next 4 loops keeping last loop of each d c on hook, thread over and pull through all loops at one time, * ch 6, sl st in 3rd st from hook for picot, ch 3, sl st in same space for picot, ch 3, sl st in same space for picot, ch 3, s c in next loop, repeat from * 7 times, repeat from ** all around ending row to correspond, join, cut thread.

THE Red and White Flower Doily (ILLUSTRATED ON PAGE 13)

This doily may be made with any of the AMERICAN THREAD COMPANY products listed below:

Material	Quantity	Approx. Size of Doily	Size of Needle
"GEM" CROCHET COTTON Article 35, Size 30	1 ball White 1 ball Bright Red	8½ in.	steel 12
or "PURITAN" CROCHET COTTON Article 40	1 ball White 1 ball Red	11½ in.	steel 7
or "DE LUXE" CROCHET COTTON Article 346	1 ball White 1 ball Red	11½ in.	steel 7

CENTER FLOWER: With Red ch 7, join to form a ring, ch 1 and work 12 s c in ring, join, drop Red.

Next Row. Attach White in 1st s c, * ch 4, 3 d tr c (3 times over hook) in same space, 3 d tr c in next s c, ch 4, sl st in same s c, sl st in next s c, repeat from * 5 times, cut White.

3rd Row. Pick up Red, ch 5, 1 s c in each of the 6 d tr c of 1st petal, ch 5, sl st in 1st row between petals, * ch 5, 1 s c in each of the 6 d tr c of next petal, ch 5, sl st in 1st row between petals, repeat from * 4 times, cut thread.

2nd FLOWER: With Red ch 6, join to form a ring, ch 1
(Continued on page 11)

THE *Gray Ruffle Doily*

(ILLUSTRATED ON PAGE 12)

This doily may be made with any of the AMERICAN THREAD COMPANY products listed below:

Material	Quantity	Approx. Size of Doily (with-out ruffle)	Size of Needle
"GEM" CROCHET COTTON Article 35, Size 30	1 ball Gray 1 ball Yellow	7½ in.	steel 12
or "DE LUXE" CROCHET COTTON Article 346	2 balls Gray 1 ball Yellow	10½ in.	steel 7

With Gray ch 10, join to form a ring, * ch 16, s c in ring, repeat from * 14 times, ch 7, tr tr c (4 times over hook) in ring, this brings thread in position for next round.

2nd Round. * Ch 5, s c in next loop, repeat from * all around ending round with ch 2, d c in tr tr c.

3rd Round. Ch 6, 2 d c over same loop, * 2 d c, ch 3, 2 d c (shell) over next loop, repeat from * 14 times, 1 d c over remainder of 1st loop, join in 3rd st of ch 6.

4th Round. Sl st into loop, ch 3, 1 d c, ch 3, 2 d c in same space, * ch 1, shell in center of next shell, repeat from * all around, ch 1, join, drop Gray.

5th Round. Attach Yellow in center of shell, ch 4, 2 tr c in same space keeping last loop of each tr c on hook, thread over and pull through all loops at one time, ch 4, cluster st in same space (cluster st: 3 tr c in same space keeping last loop of each tr c on hook, thread over and pull through all loops at one time), ch 4, cluster st in same space, * ch 6, s c in center of next shell, ch 6, 3 cluster sts with ch 4 between each cluster st in center of next shell, repeat from * all around ending round with ch 6, s c in center of next shell, ch 6, join in 1st cluster st, cut Yellow.

6th Round. Pick up Gray allowing it to lay slack in back of last round, s c in 1st ch 4 loop, * ch 7, s c in next loop, repeat from * all around ending round with ch 3, tr c in 1st s c.

7th Round. S c in same loop, ch 3, s c in same space, * ch 7, s c in next ch 7 loop, ch 3, s c in same loop, repeat from * all around ending round with ch 3, tr c in 1st s c.

8th Round. Same as last round but ending round with ch 2, d tr c in tr c.

9th Round. Ch 3, 1 d c, ch 3, 2 d c in same loop, * ch 1, 2 d c, ch 3, 2 d c (shell) in next ch 7 loop, repeat from * all around, ch 1, join.

10th Round. Sl st into shell, ch 3, 1 d c, ch 3, 2 d c in same space, * ch 2, shell in center of next shell, repeat from * all around, ch 2, join, drop Gray.

Repeat the 5th, 6th and 7th rounds.

14th Round. Ch 3, 1 d c, ch 3, 2 d c in same space, * shell in next ch 7 loop, repeat from * all around, join.

15th and 16th Rounds. Sl st to center of shell, ch 3, 1 d c, ch 3, 2 d c in same space, * shell in center of next shell, repeat from * all around, join.

17th Round. Sl st to center of shell, * ch 7, s c in center of next shell, repeat from * all around, join, cut Gray.

18th Round. RUFFLE: Attach Yellow in any loop, * ch 8, s c in same space, ch 8, s c in same space, ch 8, s c in next loop, repeat from * all around ending round with ch 4, tr c in same space as beginning, this brings thread in position for next row (192 loops).

19th Round. S c in same loop, ch 3, s c in same space, * ch 8, s c in next loop, ch 3, s c in same space, repeat from * all around ending round with ch 3, d tr c in 1st s c.

20th Round. S c over the d tr c just made, ch 3, s c in same space, * ch 8, s c in next ch 8 loop, ch 3, s c in same space, repeat from * all around ending round with ch 3, d tr c in 1st s c.

21st Round. Same as last round but ending round with ch 8, join in 1st s c, cut thread.

22nd Round. Attach Gray in any ch 8 loop, ch 4, 2 tr c in same space keeping last loop of each tr c on hook, thread over and pull through all loops at one time, ch 5, cluster st in same space, * ch 5, s c in next ch 8 loop, ch 5, 2 cluster sts with ch 5 between in next ch 8 loop, repeat from * all around ending round with ch 5, s c in next ch 8 loop, ch 5, join, cut thread.

23rd Round. Attach Yellow in loop between any 2 cluster sts, s c in same space, * ch 3, s c in same space, ch 8, s c in next s c, ch 3, s c in same space, ch 8, 1 s c in loop between next 2 cluster sts, repeat from * all around ending round with ch 3, s c in same space, ch 8, s c in next s c, ch 3, s c in same space, ch 3, d tr c in 1st s c.

24th Round. Same as 21st round, cut thread.

25th Round. Attach Gray in ch 8 loop above the 2 cluster sts of 22nd round, ch 4, 2 tr c in same space keeping last loop of each tr c on hook, thread over and pull through all loops at one time, ** ch 3, sl st in top of last cluster st for picot, * ch 5, cluster st in same loop, picot, repeat from * once, ch 5, s c in next ch 8 loop, ch 5, cluster st in next ch 8 loop, repeat from ** all around ending round to correspond, join, cut thread.

RED AND WHITE FLOWER DOILY (Continued from page 10)

and work 10 s c in ring, join, drop Red.

2nd Row. Attach White in 1st s c, * ch 4, 3 d tr c in same space, 3 d tr c in next s c, ch 4, sl st in same s c, sl st in next s c, repeat from * 4 times, (5 petals), cut White.

3rd Row. Pick up Red, ch 5, 1 s c in each of the next 3 tr c of 1st petal, ch 1, join to center of any petal of center flower, ch 1, sl st in same space on 2nd flower, 1 s c in each of the next 3 d tr c, ch 5, sl st in 1st row between petals, * ch 5, 1 s c in each of the 6 d tr c of next petal, ch 5, sl st in 1st row between petals, repeat from * 3 times, cut Red.

Work another flower same as 2nd flower joining center of petal to center of 1st free petal on right hand side of

flower just made and center of next petal to center of next petal of center flower holding the center flower downward. Work 4 more flowers, joining in same manner and joining 3rd petal of last flower to last petal of 1st flower joined, cut thread.

Attach White in 2nd s c of 1st free petal of any flower, * ch 6, skip 2 s c, s c in next s c, ch 6, s c in 2nd s c of next petal of same flower, ch 6, skip 2 s c, s c in next s c, ch 6, thread over hook twice, insert through the ch 5 on side of next petal, pull through and work off 2 loops twice, thread over hook twice, insert in joining between flowers, pull through and work off 2 loops twice, thread

(Continued on page 14)



INSTRUCTIONS ON PAGE 11

« 12 »



INSTRUCTIONS ON PAGES 10, 14 AND 15

THE Spider Web Doily

(ILLUSTRATED ON PAGE 13)

This doily may be made with any of the AMERICAN THREAD COMPANY products listed below:

Material	Quantity	Approx. Size of Doily	Size of Needle
"GEM" CROCHET COTTON Article 35, Size 30 or "PURITAN" CROCHET COTTON Article 40 or "DE LUXE" CROCHET COTTON Article 346	1 ball Shaded Lt. Yellows or any color desired	8 in.	steel 12
	1 ball Shaded Lt. Yellows or any color desired	11 in.	steel 7
	1 ball Shaded Lt. Yellows or any color desired	11 in.	steel 7

Ch 6, join to form a ring, ch 1 and work 8 s c in ring, join in 1st s c.

2nd Round. Ch 1, 2 s c in each s c (16 s c), join.

3rd Round. * Ch 15, s c in next s c, repeat from * 14 times, ch 6, tr tr c (4 times over hook) in same space as beginning, (this brings thread in position for next round).

4th Round. Ch 3, 2 d c in same space, * ch 3, 3 d c in next loop, repeat from * all around, ch 3, join in 3rd st of ch.

5th Round. Sl st to next d c, * ch 4, s c in next loop, ch 4, s c in center d c of next d c group, repeat from * all around ending round with ch 4, s c in next loop, ch 1, d c in sl st.

6th Round. * Ch 4, s c in next loop, repeat from * all around ending round with ch 1, d c in d c.

7th Round. Ch 5, d c in same space, * ch 3, s c in next loop, ch 3, 1 d c, ch 2, 1 d c in next loop, repeat from * all around ending round with ch 3, s c in next loop, ch 3, join in 3rd st of ch.

8th Round. Ch 6, d c in next d c, * ch 7, d c in next d c, ch 3, d c in next d c, repeat from * all around, ch 7, join in 3rd st of ch.

9th Round. Ch 7, d c in next d c, * ch 7, d c in next d c, ch 4, d c in next d c, repeat from * all around, ch 7, join.

10th Round. Ch 5, d c in next loop, * ch 2, d c in same loop, ch 2, d c in next d c, ch 4, s c over the 2 loops of 2

previous rounds, ch 4, d c in next d c, ch 2, d c in next loop, repeat from * all around ending round with ch 2, d c in same loop, ch 2, d c in next d c, ch 4, s c over the 2 loops of 2 previous rounds, ch 4, join.

11th Round. Ch 6, d c in next d c, ch 3, d c in next d c, ch 3, d c in next d c, * ch 7, 1 d c in each of the next 4 d c with ch 3 between each d c, repeat from * all around, ch 7, join.

12th Round. Same as 11th round.

13th Round. Ch 7, d c in next d c, ch 4, d c in next d c, ch 4, d c in next d c, * ch 4, s c over the 2 loops of 2 previous rounds, ch 4, 1 d c in each of the next 4 d c with ch 4 between each d c, repeat from * all around ending round with ch 4, s c over the 2 loops of 2 previous rounds, ch 4, join.

14th and 15th Rounds. Ch 7, d c in next d c, ch 4, d c in next d c, ch 4, d c in next d c, * ch 7, 1 d c in each of the next 4 d c with ch 4 between each d c, repeat from * all around, ch 7, join.

16th Round. Same as 13th round.

17th Round. Sl st to next d c, then sl st into next loop, ch 4, 7 tr c in same loop, * ch 5, skip 1 loop, s c in next d c, ch 5, s c in next s c, ch 5, s c in next d c, ch 5, skip 1 loop, 8 tr c in next loop, repeat from * all around ending round with ch 5, skip 1 loop, s c in next d c, ch 5, s c in next s c, ch 5, s c in next d c, ch 5, join in 4th st of ch.

18th Round. Ch 4, tr c in next tr c, * ch 3, 1 tr c in each of the next 2 tr c, repeat from * twice, ** ch 5, skip 1 loop, thread over hook, insert in next loop, pull through and work off 2 loops, thread over hook, insert in next loop, pull through and work off 2 loops, thread over and pull through all loops at one time, ch 5, 1 tr c in each of the next 2 tr c, * ch 3, 1 tr c in each of the next 2 tr c, repeat from * twice, repeat from ** all around ending round to correspond, join.

19th Round. Sl st into loop, * ch 5, 1 d c, ch 5, 1 d c in next loop, ch 5, s c in next loop, ch 7, s c in next 2 d c cluster st, ch 7, skip 1 loop, s c in next loop, repeat from * all around, join.

20th Round. Sl st into loop, ** ch 5, sl st in 3rd st from hook for picot, ch 2, d c in next loop, ch 5, sl st in 3rd st from hook for picot, ch 2, d c in same loop, * ch 5, sl st in 3rd st from hook for picot, ch 2, s c in next loop, repeat from * 3 times, repeat from ** all around, join, cut thread.

RED AND WHITE FLOWER DOILY (Continued from page 11)

over hook twice, insert in ch 5 loop on side of joining petal of next flower, pull through and work off 2 loops twice, thread over and work off all loops at one time, ch 6, s c in 2nd s c of next petal, repeat from * all around.

2nd Round. Sl st into loop, * ch 7, s c in next loop, ch 7, s c in next loop, ch 7, tr c in center st over the joining of flowers, ch 7, tr c in same space, ch 7, skip 1 loop, s c in next loop, repeat from * all around joining the last ch 7 in sl st.

3rd Round. Sl st to center of loop, * ch 4, 2 d c in 4th st from hook keeping last loop of each d c on hook, thread over and pull through all loops at one time (single rice st), ch 4, 2 d c in 4th st from hook keeping last loop of each d c on hook, thread over and pull through all loops at one time (a double rice st), s c in next loop, repeat from * all around.

4th Round. Sl st to center of next double rice st, * work a double rice st, s c in center of next double rice st, repeat

from * all around.

5th Round. Sl st to center of next double rice st, * ch 7, sl st in 4th st from hook for picot, ch 7, sl st in 4th st from hook for picot, ch 3 (double picot loop), s c in center of next double rice st, repeat from * all around.

6th Round. Sl st between picots of next loop, * work a double picot loop, s c between picots of next loop, repeat from * all around.

7th Round. Sl st between picots of next loop, * work 6 single rice sts, d c between the 3rd and 4th rice sts, work a single rice st, tr c between the 2nd and 3rd rice sts made, work a single rice st, cluster st between the 1st and 2nd rice sts, (cluster st: 3 tr c in same space keeping last loop of each tr c on hook, thread over and pull through all loops at one time), work a single rice st, s c between picots of next loop, repeat from * all around, cut white.

8th Round. Attach Red between 4th and 5th rice sts of

(Continued on page 15)

THE *Green Leaf Doily*

(ILLUSTRATED ON PAGE 13)

This doily may be made with any of the AMERICAN THREAD COMPANY products listed below:

Material	Quantity	Approx. Size of Doily	Size of Needle
"GEM" CROCHET COTTON Article 35, Size 30	1 ball White 1 ball Nile Green	7 in.	steel 12
or			
"PURITAN" CROCHET COTTON Article 40	1 ball White 1 ball Nile Green	9¾ in.	steel 7
or			
"DE LUXE" CROCHET COTTON Article 346	1 ball White 1 ball Lt. Green	9¾ in.	steel 7

LEAF: With Green ch 13, 1 s c in 2nd st from hook, 1 s c in each of the next 10 sts of ch, 3 s c in next st of ch, working on other side of ch, work 1 s c in each of the next 8 sts, ch 3, turn, picking up the back loop of sts throughout, 1 s c in each of the next 9 s c, 3 s c in next s c, 1 s c in each of the next 7 s c, * ch 3, turn, 1 s c in each of the next 8 s c, 3 s c in next s c, 1 s c in each of the next 7 s c, repeat from * 5 times, ch 3, turn, sl st in each of the next 3 sts (4 points on each side), cut thread. Work 7 more leaves in same manner.

With White ch 5, join to form a ring, ch 1 and work 8 s c in ring, join.

2nd Round. Ch 3, d c in same space, 2 d c in each remaining s c, join.

3rd Round. Ch 1, * 2 s c in next d c, 1 s c in next d c, repeat from * all around (24 s c), join.

4th Round. Ch 8, skip 2 s c, d c in next s c, * ch 5, skip 2 s c, d c in next s c, repeat from * 5 times, ch 5, join in 3rd st of ch.

5th Round. Ch 6, d c in same space, * ch 5, 1 d c, ch 3, 1 d c in next d c, repeat from * all around, ch 5, join in 3rd st of ch.

6th Round. Sl st into loop, ch 3, 4 d c in same space, * ch 4, s c in next loop, ch 4, 5 d c in next loop, repeat from * all around ending round with ch 4, s c in next loop, ch 4, join.

7th Round. Ch 3, 1 d c in each of the next 4 d c, * ch 5, 3 d c cluster st in next s c (3 d c cluster st: 3 d c in same space keeping last loop of each d c on hook, thread over and pull through all loops at one time), ch 5, 1 d c in each of the next 5 d c, repeat from * all around ending round with ch 5, 3 d c cluster st in next s c, ch 5, join.

8th Round. Ch 3, 1 d c in each of the next 4 d c keeping last loop of each d c on hook, thread over and pull through all loops at one time, * ch 5, d c in next loop,

ch 5, d c in next loop, ch 5, 5 d c cluster st over next 5 d c, repeat from * all around ending round with ch 5, d c in next loop, ch 5, d c in next loop, ch 5, join.

9th Round. Sl st to center of next loop, * ch 2, s c in next loop, ch 10, 5 tr c cluster st in same loop, ch 10, s c in same loop, ch 2, s c in next loop, ch 9, s c in next loop, repeat from * all around, join.

10th Round. Ch 1 and work 2 s c over the ch 2 loop, 5 s c over the ch 10 loop, ch 3, sl st in top of last s c for picot, 5 s c over same loop, ch 1, holding the leaf with wrong side of top point facing upward, s c in 1st point at lower edge of left hand side of leaf, * ch 1, sl st in same space to complete picot, 5 s c over remainder of ch 10 loop, 3 s c over next ch 10 loop, ch 8, turn, skip 5 s c, sl st in next s c, ch 1, turn and work 3 s c, picot, 3 s c, picot, 3 s c, picot, 3 s c over ch 8 loop just made, sl st in last s c of lower loop, 2 s c over same ch 10 loop, ch 1, s c in 1st point at lower edge on right hand side of next leaf, ch 1, complete picot, 5 s c, picot, 5 s c over remainder of same ch 10 loop, 2 s c over next ch 2 loop, 6 s c over next ch 9 loop, ch 1, s c in center of lower edge of same leaf, ch 1, complete picot, 5 s c over same loop of 9th row, 2 s c over next ch 2 loop, 5 s c over ch 10 loop, picot, 5 s c over same loop, ch 1, s c in 1st point at lower edge of left hand side of same leaf, repeat from * all around joining all leaves in same manner and joining 1st point at lower edge of 1st leaf to correspond, cut thread.

Next Round. Attach White at top of leaf, s c in same space, ch 5, s c in same space, ** working down left hand side of leaf, * ch 5, s c in next point of same leaf, repeat from * twice, ch 3, 1 d c, ch 5, 1 d c in center picot of scallop, ch 3, s c in 1st free point on right hand side of next leaf, * ch 5, s c in next point of same leaf, repeat from * once, ch 5, 1 s c, ch 5, 1 s c in top of leaf, repeat from ** all around ending round to correspond.

Next Round. Sl st into loop at top of leaf, ch 8, d c in same space, * ch 5, s c in next loop, repeat from * twice, ch 3, skip the ch 3 loop, s c in next loop, ch 10, 5 tr c cluster st in same loop, ch 10, s c in same loop, ch 3, skip the ch 3 loop, s c in next loop, * ch 5, s c in next loop, repeat from * once, ch 5, 1 d c, ch 5, 1 d c in next loop, repeat from 1st * all around ending round to correspond and joining last ch 5 in 3rd st of ch.

Next Round. Sl st into loop, 3 s c, picot, 2 s c over same loop, 3 s c, picot, 2 s c over each of the next 3 loops, * 3 s c over next loop, 5 s c, picot, 5 s c, picot, 5 s c over next ch 10 loop, 3 s c over next ch 10 loop, ch 8, turn, skip 5 s c, sl st in next s c, ch 1, turn, 3 s c, picot, 3 s c, picot, 3 s c, picot, 3 s c over loop just made, sl st in last s c of lower loop, 2 s c, picot, 5 s c, picot, 5 s c over same loop, 3 s c over next loop, 3 s c, picot, 2 s c over each of the next 7 loops, repeat from * all around ending round to correspond, join, cut thread.


RED AND WHITE FLOWER DOILY (Continued from page 14)

any scallop, * ch 9, s c between next 2 rice sts, ch 7, s c in the d c between next 2 rice sts, ch 7, s c in the tr c between next 2 rice sts, ch 3, thread over hook, insert in the cluster st between next 2 rice sts, pull through and work off 2 loops, thread over hook, skip last rice st of same scallop, insert in the cluster st between 1st and 2nd rice sts of next scallop, pull through and work off 2 loops, thread over and pull through all loops at one time, ch 3, working up next scallop, s c in the tr c between next 2

rice sts, ch 7, s c in the d c between next 2 rice sts, ch 7, s c between next 2 rice sts, repeat from * all around, join.

Next Round. Sl st into center of loop, * ch 7, s c in same loop, ch 7, s c in next loop, ch 3, thread over hook, insert in next loop, pull through and work off 2 loops, thread over hook, insert in next ch 7 loop on side of next scallop, pull through and work off 2 loops, thread over and pull through all loops at one time, ch 3, s c in next loop, ch 7, s c in next loop, repeat from * all around, join, cut Red.

Doilies - Doilies - Doilies



Gems
of
Color