

The Antique Pattern Library

For more information, please see our website at: <http://www.antiquepatternlibrary.org>



This is a scan of an antique book that is, to the best of our knowledge, in the public domain. The scan itself has been photo-edited for readability, and is licensed under the **Creative Commons** Attribution-NonCommercial-ShareAlike License. To view a copy of this license, visit <http://creativecommons.org/licenses/by-nc-sa/2.5/> or send a letter to Creative Commons, 559 Nathan Abbott Way, Stanford, California 94305, USA.


You may share copies or printouts of this scan freely. You may not sell copies or printouts.

Donated by

Sytske Wijnsma

A PORTFOLIO OF DESIGNS FOR EMBROIDERY

By JOAN DREW



Price 2/6 net

LONDON: SIR ISAAC PITMAN & SONS, LTD., PARKER ST., KINGSWAY, W.C.2
BATH MELBOURNE TORONTO NEW YORK

1929

AUTHOR'S NOTE

THIS little packet of designs for embroidery needs perhaps a word of explanation. It is not intended for those who can visit the museums and adapt their own designs and patterns, but rather for the large majority among us, who, though accomplished as they may be in technique, are not so favourably placed, and who need the help of prepared designs such as are brought together in this collection.

Very few of the patterns given are actual copies ; some few have come from abroad, recollections of patterns seen in paintings by great masters ; but the greater number were brought into being from some actual need, when the rich inheritance from the past aided hand and memory to form some new arrangement.

The first fourteen plates are for cross-stitch, and may be worked on canvas, crash, or linen, with wool, silk, or mercerized threads ; care being taken to use enough threads to get the solid effect so essential for good cross-stitch work. The other patterns are intended for various kinds of embroidery. They should be traced on strong transparent paper, or architect's linen, and then retraced on to the material in hand.

Several of these designs have purposely been kept very simple, so that, by the use of only one stitch, such as " stem " or " coral," it will be possible to make an effective piece of work.

For the more experienced worker there are plenty of designs suitable for white linen work, giving scope for filling stitches in the flower arrangements.


LIST OF PLATES

CROSS-STITCH DESIGNS

- | | |
|---|---|
| <p>no.
1. Peacock Sampler.
2. Tulip Design and Border.
3. Cushion Centre and Two Borders.
4. Dainty Nymphs.
5. Hunting and Dragon Borders.
6. Ship for Canvas or Linen ; Castle, Leaf, and Fir Cone Borders.
7. A Dragon and Mermaid Border.
8. A. Wide Border.
B. Cushion Design.
9. Vase of Flowers for Canvas Work in Bright Colours.
10. Roses for Canvas or Linen.
11. Birds and Grapes.
12. }
13. } Three Sheets of Useful Designs.
14. }</p> | <p>Cover Design : Bouquet of Roses with White Holder for Canvas Work.</p> |
|---|---|

DESIGNS FOR EMBROIDERY

- | |
|--|
| <p>no.
1. Sprays of Flowers for Counterpanes, etc.
2. Border with Corner and Extra Flowers for Large or Small Counterpane.
3. Half Design for Ends of Long Tablecloth— for White Pulled Work.
4. A. Vine Pattern for Handkerchief Case.
B. Border.
5. Two Sprays.
6. Birds and Fruit.
7. Two Flower Designs.
8. A. Two Designs for Pulled Work.
B. Border for Fine Outline Stitch.
9. }
10. } Borders in Outline and Decorative Stitches.
11. Two Bird Designs.
12. Designs for Tea Cosy.
13. Design for Counterpane Centre.
14. A. Large Border Suitable for Outline or Close Coral Stitch.
B. Design for White Work.
15. Design for Counterpane (one quarter).
16. Four Designs—for White and Coloured Work.</p> |
|--|





(1) Nine Flower Sprays in Filoselle or stranded cotton



(2) Border with Corner and extra Flowers, to use as needed for large or small counterpane



(3) Half design for Ends of long Tablecloth for white work with fillings




(4) A. Vine pattern. B. Border






(5) Two Sprays for colour work




(6) Birds and Fruit





(7) Two Flower Designs



(8) Two Designs for White Work with fillings. Border for fine outline stitch






(9) Borders in which Outline and Decorative Stitches can be used



(10) Borders—for simple stitches



(11) Two Bird Designs




(12) Designs for Tea Cosy




1926

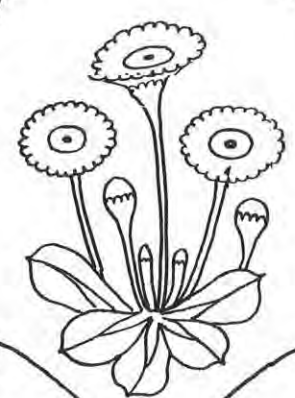


Design for white work with fillings




Corner and long border suitable for counterpane or table cloth worked in dark blue thread using outline or close set coral stitch.

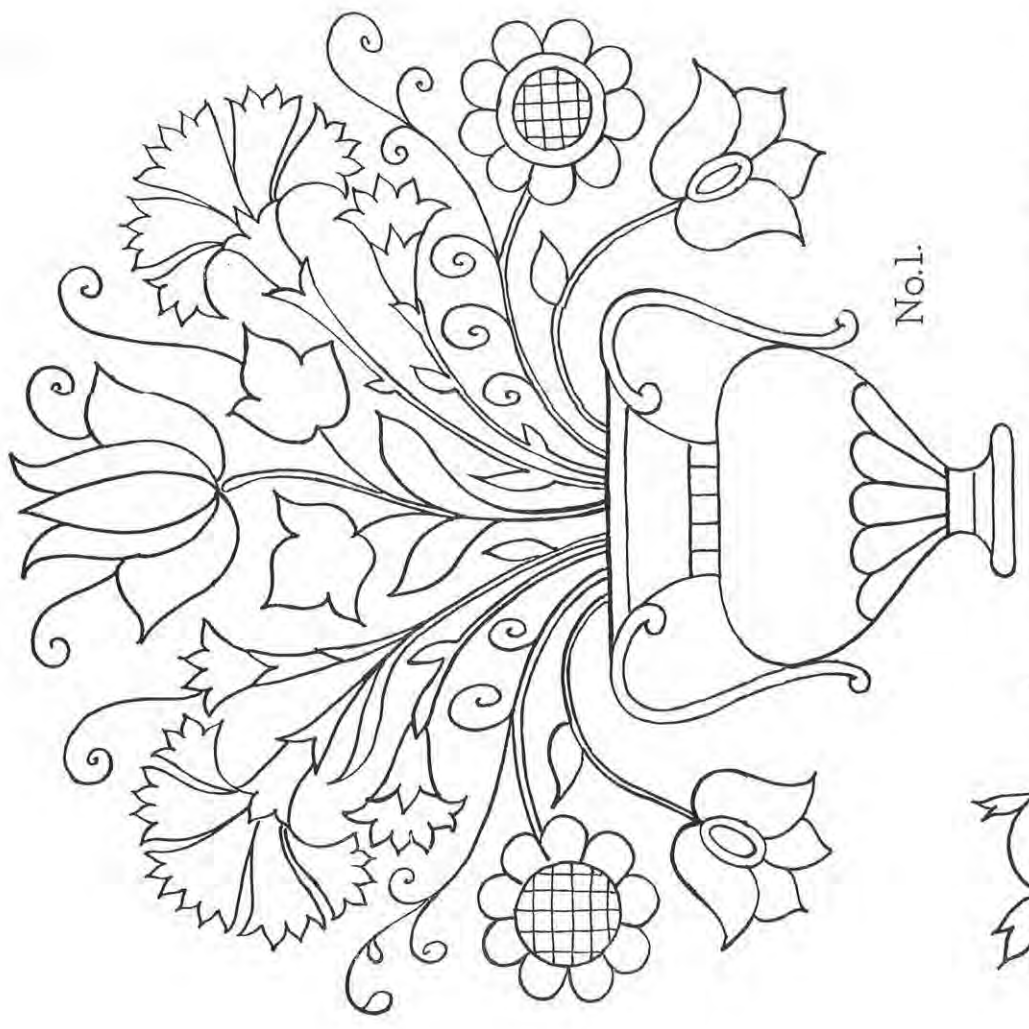





Centre of
counterpane
here



No.4.



No.1.

No.1. Vase and flowers for white or coloured work.

No.2. Strawberry spray.

No.3. Border for a coloured counterpane.

No.4. For white work with fillings.



No.2.



No.3.

(16)