

The Antique Pattern Library

For more information, please see our website at: <http://www.antiquepatternlibrary.org>



This is a scan of an antique book that is, to the best of our knowledge, in the public domain. The scan itself has been photo-edited for readability, and is licensed under the **Creative Commons** Attribution-NonCommercial-ShareAlike License. To view a copy of this license, visit <http://creativecommons.org/licenses/by-nc-sa/2.5/> or send a letter to Creative Commons, 559 Nathan Abbott Way, Stanford, California 94305, USA.


You may share copies or printouts of this scan freely. You may not sell copies or printouts.

Donated by


Adrienne Kattke

05.2007


NEEDLE-MADE LACES — 1st Series



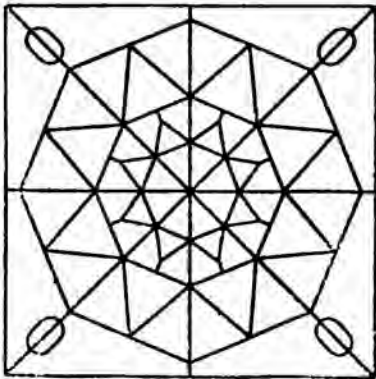
Pattern of figure 23.




Pattern of figure 24.




Pattern of figure 25.




Pattern of figure 26.



Pattern of figure 27.




Pattern of figure 28.




Pattern of figure 29.

See at the back directions as to the materials to be used for the laces of this plate.


NEEDLE-MADE LACES — 1st Series




Pattern of figure 30.




Pattern of figure 31.




Pattern of figure 32.



Pattern of figure 33.




Pattern of figure 34.




Pattern of figure 35.

See at the back directions as to the materials to be used for the laces of this plate.


NEEDLE-MADE LACES — 1st Series




Pattern of figure 36.




Pattern of figure 37.




Pattern of figure 38.




Pattern of figure 39.



Pattern of figure 40.




Pattern of figure 41.




Pattern of figure 42.

See at the back directions as to the materials to be used for the laces of this plate.


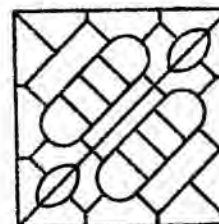
NEEDLE-MADE LACES — 1st Series



Pattern of figure 43.




Pattern of figure 44.




Patterns of figure 45.

See at the back directions as to the materials to be used for the laces of this plate.


NEEDLE-MADE LACES — 1st Series




Pattern of figure 46.



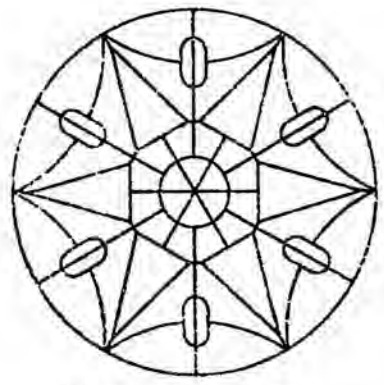
Pattern of figure 47.



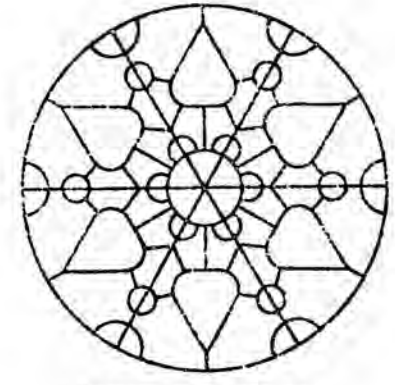
Pattern of figure 48.




Pattern of figure 49.



Pattern of figure 50.




Pattern of figure 51.




Pattern of figure 52.

See at the back directions as to the materials to be used for the laces of this plate.

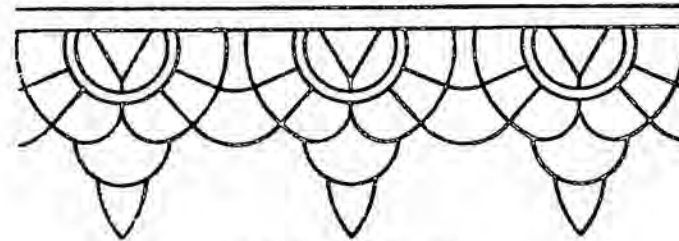
NEEDLE-MADE LACES — 1st Series




Pattern of figure 53.



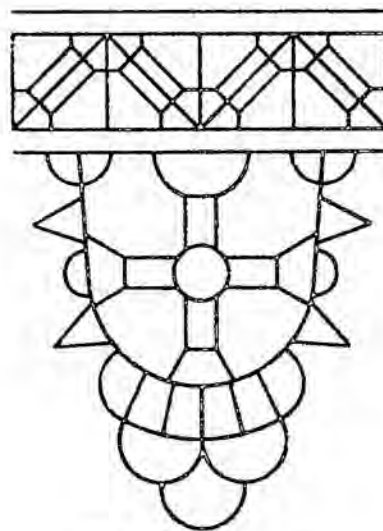
Pattern of figure 54.




Pattern of figure 55.



Pattern of figure 56.




Pattern of figure 57.




Pattern of figure 58.

See at the back directions as to the materials to be used for the laces of this plate.


NEEDLE-MADE LACES — 1st Series




Pattern of figure 59.



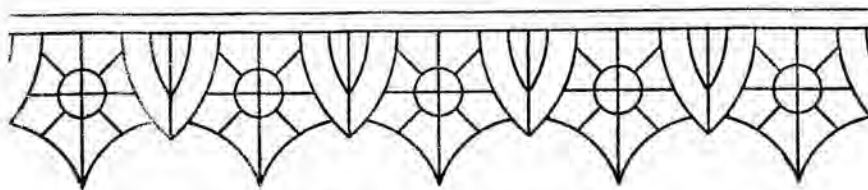
Pattern of figure 60.



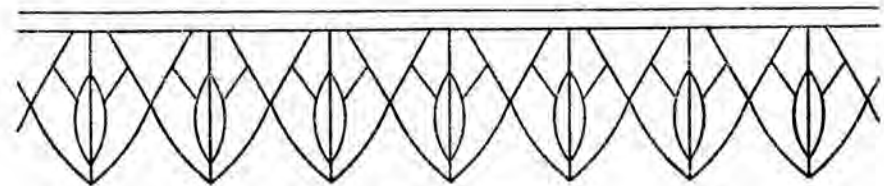
Pattern of figure 61.



Pattern of figure 62.



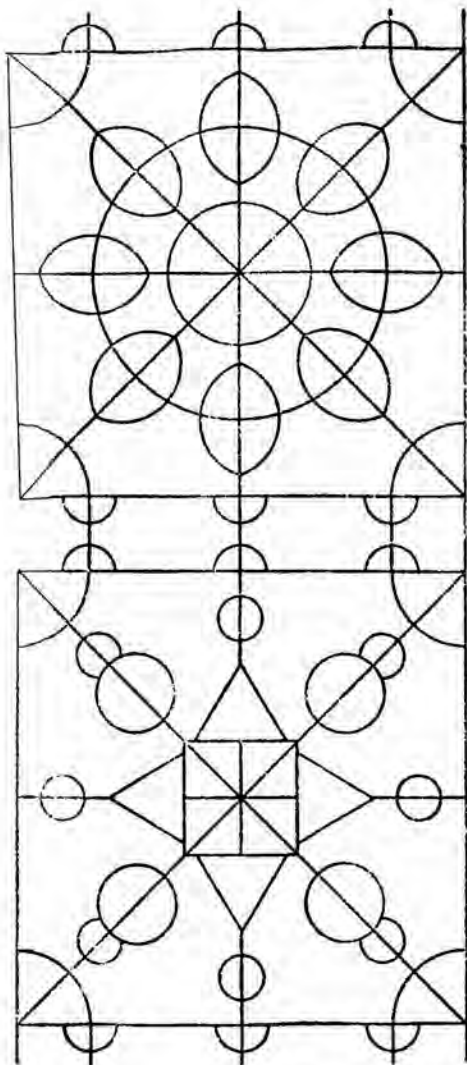
Pattern of figure 63.




Pattern of figure 64.

See at the back directions as to the materials to be used for the laces of this plate.


NEEDLE-MADE LACES — 1st Series



Pattern of figure 65.




Pattern of figure 66.




Pattern of figure 67.

See at the back directions as to the materials to be used for the laces of this plate

NEEDLE-MADE LACES — 1st Series



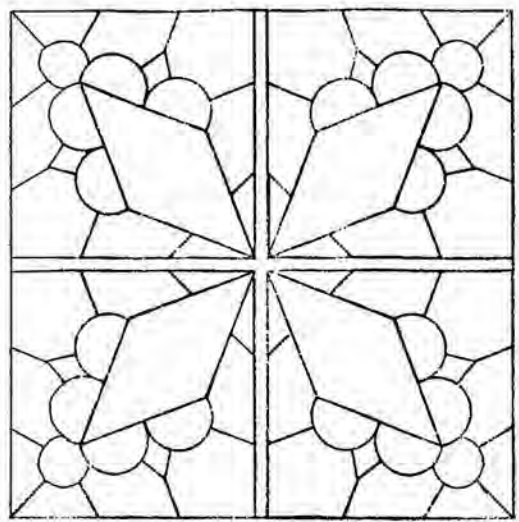
Pattern of figure 68.




Pattern of figure 69.

See at the back directions as to the materials to be used for the laces of this plate.


NEEDLE-MADE LACES — 1st Series




Pattern of figure 70.



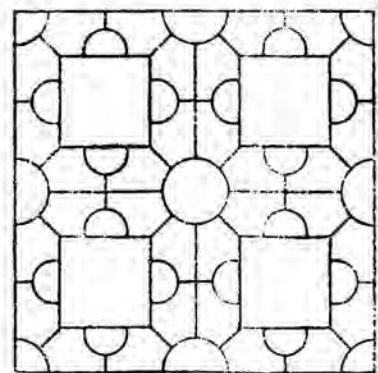
Pattern of figure 71.



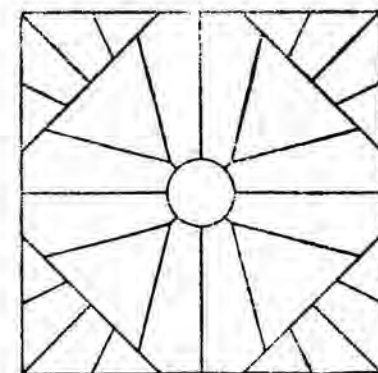
Pattern of figure 72.



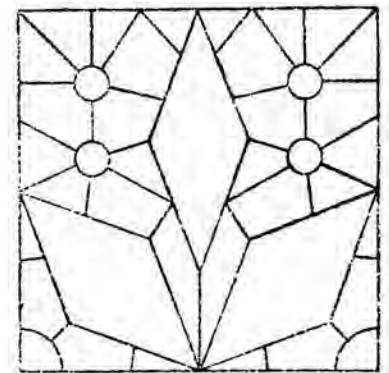
Pattern of figure 73.



Pattern of figure 74.



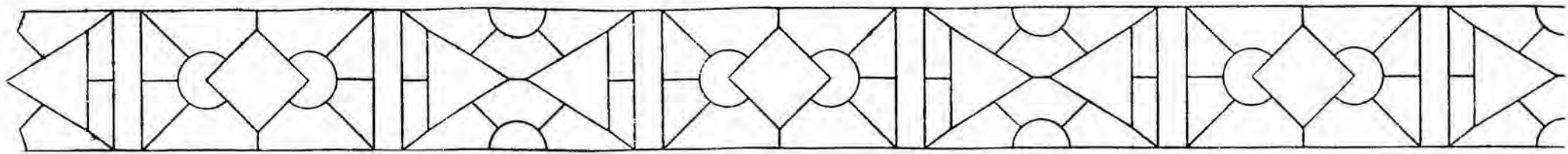
Pattern of figure 75.



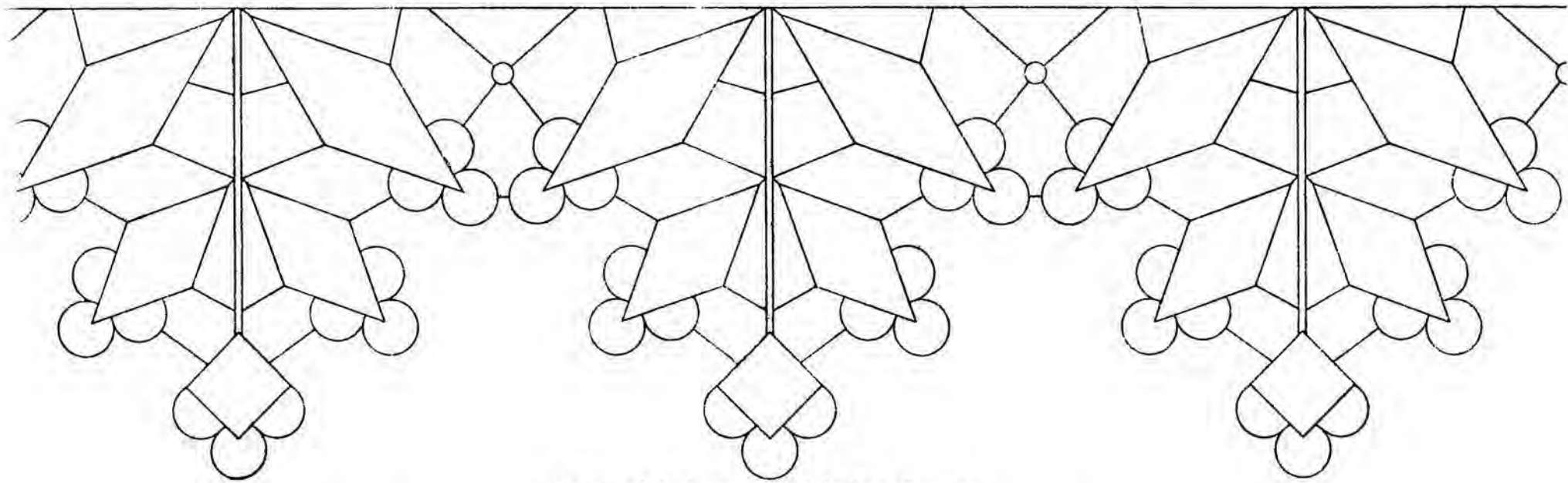
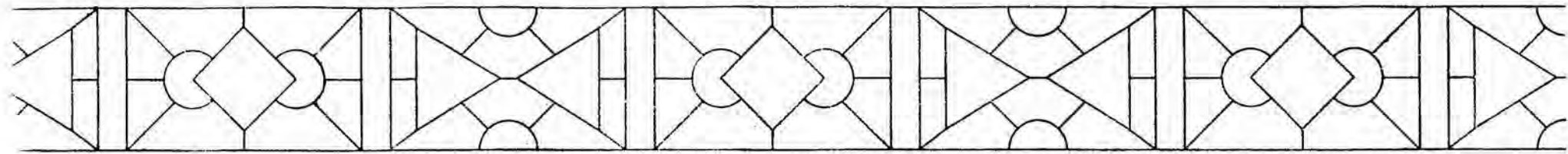
Pattern of figure 76.

See at the back directions as to the materials to be used for the laces of this plate.

NEEDLE-MADE LACES — 1st Series



Pattern of the footing of the lace, figure 77.




Pattern of the inner edge of the lace, figure 77.

See at the back directions as to the materials to be used for the lace of this plate.




NEEDLE-MADE LACES — 1st Series



Pattern of the big square or the lace, figure 77.

See at the back directions as to the materials to be used for the lace of this plate.



NEEDLE-MADE LACES — 1st Series




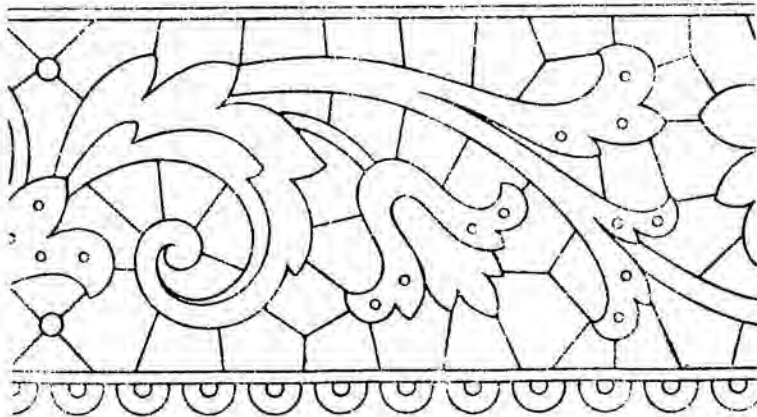
Pattern of the four little squares of the lace, figure 77.

See at the back directions as to the materials to be used for the lace of this plate.

NEEDLE-MADE LACES — 1st Series





Patterns of figure 78.



Patterns of figure 79.

See at the back directions as to the materials to be used for the laces of this plate.


NEEDLE-MADE LACES — 1st Series



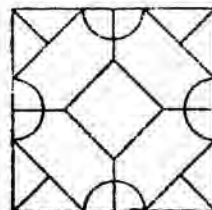
Patterns of figure 80.

See at the back directions as to the materials to be used for the lace of this plate.

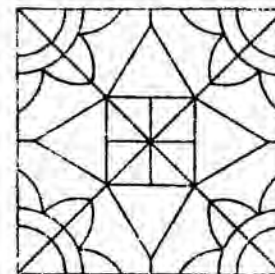
NEEDLE-MADE LACES — 1st Series




Pattern for the lace of the left pincushion.




Pattern for the little squares of the right pincushion.



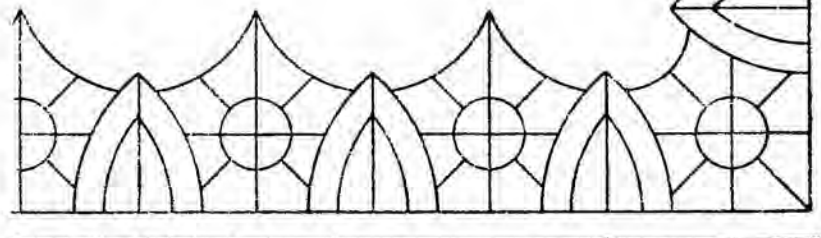
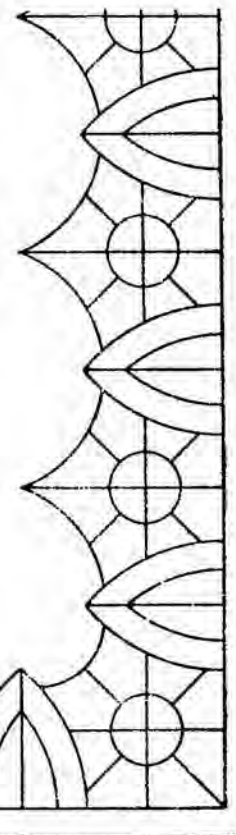
Pattern for the big squares of the right pincushion.



Pattern for the square of the handkerchief sachet.




Pattern for the squares of the left reticule.




Pattern for the lace of the handkerchief sachet.

See at the back directions as to the materials to be used for the laces of this plate.


NEEDLE-MADE LACES — 1st Series




Pattern for the collar of the plastron.



Pattern for the squares of the glove satchel.



Pattern for the collar of the plastron.



Pattern for the squares of the glove satchel.

See at the back directions as to the materials to be used for the laces of these plates.