

The Antique Pattern Library

For more information, please see our website at: <http://www.antiquepatternlibrary.org>



This is a scan of an antique book that is, to the best of our knowledge, in the public domain. The scan itself has been photo-edited for readability, and is licensed under the **Creative Commons** Attribution-NonCommercial-ShareAlike License. To view a copy of this license, visit <http://creativecommons.org/licenses/by-nc-sa/2.5/> or send a letter to Creative Commons, 559 Nathan Abbott Way, Stanford, California 94305, USA.

You may share copies or printouts of this scan freely. You may not sell copies or printouts.

Donated by

KR Ritchie



ALL RIGHTS RESERVED

FREE DISTRIBUTION ONLY - NOT FOR SALE

Alice Brooks

T. M. REG. U. S. PAT. OFF.


Design 7226

CROCHETED DOILIES

The * is used in repeating -- 'repeat from •' – means to repeat everything that follows the last *.

Chain = ch; slip stitch = sl st; single crochet = sc; double crochet = dc; treble crochet = tr; double treble crochet = dtr.

This pattern contains directions for two sets of two small doilies in each set. The first style is finished with ruffled edges. All are easy and quick to make in fine or heavy cotton.



MATERIAL REQUIREMENTS AND SIZES

No. 30 Mercerized Crochet Cotton, No. 10 Steel Crochet Hook

	First Style		Second Style	
	Large	Small	Large	Small
Size in Inches	8	6-1/2	8-1/2	6
Approximate No. of Yards	200	150	110	85

Mercerized Crochet and Knitting Cotton, No. 8 Steel Crochet Hook

	First Style		Second Style	
	Large	Small	Large	Small
Size in Inches	11	9	12	8
Approximate No. of Yards	138	95	76	56

FIRST STYLE: LARGE DOILY

1ST ROUND: Ch 6, join with a sl st into a ring, ch 10, 1 dc into ring, * ch 7, 1 dc into ring; repeat from * 3 more times, ch 7, a sl st in 3rd st of first ch 10 at beginning of round (there are 6 chain loops in round).

2ND ROUND: Ch 1, * 1 sc in next chain loop, ch 3, 10 tr (thread twice around hook for a tr) in same chain loop as last sc, ch 3, 1 sc in same chain loop as tr; repeat from * around, end with a sl st in first sc of round.

3RD ROUND: A sl st in each of next 6 sts, ch 1, 1 sc in same st as last sl st, * ch 5, skip 4 tr, 1 sc in next tr, ch 8, skip remaining 2 tr of this group, following ch 3 loops and first 2 tr of next group, 1 sc in next tr; repeat from * around, end with ch 8, a sl st in first sc of round.

4TH ROUND: A sl st in each of next 3 sts of chain, ch 11, 1 sc in next (ch 8) loop, * ch 8, 1 dc in next (ch 5) loop, ch 8, 1 sc in next (ch 8) loop; repeat from * around, end with ch 8, a sl st in 3rd st of first ch 11 of round.

5TH ROUND: Ch 4, 4 tr in same st as last sl st, * ch 7, skip chain loop, 1 dc in next sc, ch 7, skip chain loop, 5 tr in next dc; repeat from * around, end with ch 7, 1 dc in sc, ch 7, a sl st in top st of first ch 4 of round.

6TH ROUND: Ch 4, 4 tr in same st as sl st, * skip 3 tr, 5 tr in next tr, ch 6, 1 dc in next dc, ch 6, 5 tr in first tr of next (5 tr) group; repeat from * around, end last repeat with ch 6, a sl st in top st of first ch 4.

7TH ROUND: Ch 4, 4 tr in same st as last sl st, * skip 4 tr, 5 tr in next tr, skip 3 tr, 5 tr in next tr, ch 5, 1 dc in next dc, ch 5, 5 tr in first tr of next (5 tr) group; repeat from * around, end last repeat with ch 5, a sl st in top of first ch 4.

8TH ROUND: Ch 4, 4 tr in same st as sl st, * work (skip 4 tr, 5 tr in next tr) twice for large doily (or once for small doily), skip 3 tr, 5 tr in next tr, ch 5, 1 sc in next dc, ch 5, 5 tr in next tr; repeat from * around, end last repeat with ch 5; sl st in top st of first ch 4.

9TH ROUND: Ch 4, 4 tr in same st as sl st, * (ch 1, skip 4 tr, 5 tr in next tr) 3 times, ch 1, skip 3 tr, 5 tr in next tr, ch 1, skip 2 chain loops, 5 tr in next tr, repeat from * around, end with ch 1, sl st in top st of first ch 4.

10TH ROUND: Turn, a sl st in next chain st, ch 4, turn, 4 tr in same st as last sl st, * ch 1, skip 5 tr, 5 tr in next chain st; repeat from * around, end as last round.

11TH ROUND: Same as last round but ch 3 (instead of ch 1) between groups.

RUFFLE - 12TH ROUND: Ch 9, 1 tr in next st, * ch 5, 1 tr in next st; repeat from * around (working in either tr or chain sts), end with ch 5, a sl st in 4th st of first ch 9.

13TH ROUND: A sl st in each of next 3 sts of chain, ch 9, 1 tr in next (ch 5) loop, * ch 5, 1 tr in next chain loop; repeat from * around, end with ch 5, a sl st in 4th st of first ch 9.

14TH ROUND: Same as last round; break off.

FIRST STYLE: SMALL DOILY

1ST THROUGH 6TH ROUNDS: Follow directions for first 6 rounds of large doily.

7TH ROUND: Same as 8th round of large doily.

8TH ROUND: Ch 4, 4 tr in same st as sl st, * (skip 4 tr, 5 tr in next tr) twice, skip 3 tr, 5 tr in next tr, skip 2 chain loops, 5 tr in next tr; repeat from * around, end with a sl st in top st of first ch 4.

9TH ROUND: Ch 4, 4 tr in same st as sl st, * ch 1, skip 4 tr, 5 tr in next tr; repeat from * around, end with ch 1, sl st in top st of first ch 4.

10TH, 11TH AND 12TH ROUNDS: Same as 11th, 12th and 13th rounds of large doily; break off.

SECOND STYLE: LARGE DOILY

1ST ROUND: Ch 8, join with a sl st into a ring, ch 4, 23 tr (thread twice around hook for a tr) into ring, a sl st in top st of ch 4 at beginning of round.

2ND ROUND: Ch 1, 1 sc in same st as sl st, * ch 7, skip a st, 1 sc in next st; repeat from * around, end with ch 7, skip a st, a sl st in first sc of round (there are 12 chain loops in round).

3RD ROUND: A sl st in each of next 3 sts of chain, ch 6, work a 3 joined long st petal in same chain loop as sl sts as follows: (thread 4 times around hook, draw up a loop in same chain loop as sl sts, thread over and through 2 loops, over and through 2 loops, over and through 2 loops, over and through 2 loops) 3 times, thread over and through all 4 loops on hook, * ch 8, work a 4 joined long st petal in next (ch 7) loop as follows: thread 4 times around hook, draw up a loop in next chain loop, (thread over and through 2 loops) 4 times, work (thread 4 times around hook, draw up a loop in same chain loop as last loop, 'thread over and through 2 loops' 4 times) 3 times, thread over and through all 5 loops on hook; repeat from * around, end with ch 8, a sl st in top of first petal of round.

4TH ROUND: A sl st in each of next 2 sts of chain, ch 4, 10 tr in same (ch 8) loop as sl sts, * ch 5, 11 tr in next chain loop; repeat from * around, end with ch 5, a sl st in top st of first ch 4 of round.

5TH ROUND: A sl st in next tr, ch 4, 1 tr in each of next 8 tr, * ch 6, skip next tr, 1 sc in (ch 5) loop, ch 6, skip next tr, 1 tr in each of next 9 tr; repeat from * around, end with ch 6, 1 sc in (ch 5) loop, ch 6, a sl st in top st of first ch 4.

6TH ROUND: A sl st in next tr, ch 4, 1 tr in all but end tr of first group, * skip remaining tr, (ch 6 and 1 sc) in each chain loop, ch 6, skip first tr of next group, 1 tr in all but end tr of same group; repeat from * around, end with (ch 6 and 1 sc) in each chain loop, ch 6, a sl st in top st of first ch 4.

7TH ROUND: Same as last round.

8TH ROUND: Ch 4, work a 4 joined tr over next 4 tr as follows: (thread twice around hook, draw up a loop in next tr, thread over and through 2 loops, over and through 2 loops) 4 times, thread over and through all 5 loops on hook, * ch 6, 1 sc in next chain loop, ch 3, 3 dtr (thread 3 times around hook for a dtr) in each of next 2 chain loops for large doily (or 6 dtr in next chain loop for small doily), ch 3, 1 sc in next chain loop, ch 6, work a 5 joined tr over next 5 tr as follows: (thread twice around hook, draw up a loop in next tr, thread over and through 2 loops, over and through 2 loops) 5 times, thread over and through all 6 loops on hook; repeat from * around, end last repeat with ch 6, a sl st in top of first 4 joined st.

9TH ROUND: A sl st in 3 sts, 1 sc in same chain loop as sl sts, * skip (ch 3) loop, work ch 6, 1 tr in each of 3 dtr, ch 6, 1 tr in each of next 3 dtr, ch 6, skip (ch 3) loop, 1 sc in next chain loop, ch 6, 1 sc in next chain loop; repeat from * around, end with ch 6, a sl st in first sc of round.

10TH ROUND: A sl st in each of next 7 sts, ch 4, 1 tr in each of 2 tr, work * (ch 4, 1 sc in 4th st from hook, 1 tr in next chain st) 6 times, ch 4, 1 sc in 4th st from hook, 1 tr in each of 3 tr, ch 6,

skip a chain loop, 1 sc in next chain loop, ch 6, skip next chain loop, 1 tr in 3 tr; repeat from * around, end with ch 6, sl st in top st of first ch 4.

11TH ROUND: Ch 5, work a 2 joined dtr over next 2 tr as follows: (thread 3 times around hook, draw up a loop in next tr, 'thread over and through 2 loops' 3 times) twice, thread over and through all 3 loops on hook, * ch 4, 1 sc in 4th st from hook (this forms a picot), 1 tr in same st as last loop of joined st just completed, (a picot, skip picot, 1 tr in next tr) 7 times, a picot, work a 3 joined dtr over same st and following 2 sts as follows: thread 3 times around hook, draw up a loop in same st as last tr, (thread over and through 2 loops) 3 times, (thread 3 times around hook, draw up a loop in next st, 'thread over and through 2 loops' 3 times) twice, thread over and through all 4 loops on hook, skip 2 chain loops, a 3 joined dtr st over next 3 tr; repeat from * around, end with skip 2 chain loops, a sl st in top of first 2 joined dtr; break off.

SECOND STYLE: SMALL DOILY

1ST ROUND: Ch 6, join with a sl st into a ring, ch 4, 15 tr (thread twice around hook for a tr) into ring, a sl st in top st of first ch 4 of round.

2ND ROUND: Ch 1, 1 sc in same st as sl st, * ch 4, skip a st, 1 sc in next st; repeat from * around, end with ch 4, sl st in first sc (there are 8 chain loops in round).

3RD ROUND: A sl st in next (ch 4) loop, ch 5, work a 3 joined dtr petal in same chain loop as sl st as follows: (thread 3 times around hook, draw up a loop in same chain loop as sl st, 'thread over and through 2 loops' 3 times) 3 times, thread over and through all 4 loops on hook, * ch 8, work a 4 joined dtr petal in next (ch 4) loop as follows: drawing all loops in next chain loop work (thread 3 times around hook, draw up a loop in chain loop, 'thread over and through 2 loops' 3 times) 4 times, thread over and through all 5 loops on hook; repeat from * around, end with ch 8, sl st in top of first petal.

4TH ROUND: A sl st in each of next 2 sts of chain, ch 4, 8 tr in same chain loop as sl sts, * ch 6, 9 tr in next chain loop; repeat from * around, end with ch 6, sl st in top st of first ch 4.

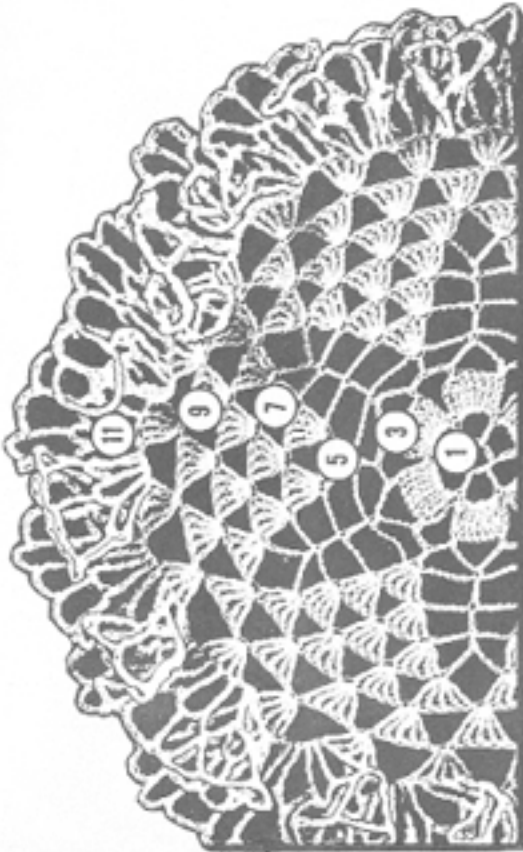
5TH ROUND: A sl st in next tr, ch 4, 1 tr in next 6 tr, * ch 6, skip next tr, 1 sc in chain loop, ch 6, skip a tr, 1 tr in 7 tr; repeat from * around, end with ch 6, 1 sc in chain loop, ch 6, sl st in top st of first ch 4.

6TH ROUND: Same as 6th round of second style large doily.


7TH THROUGH 10TH ROUNDS: Follow directions from 8th round to end of 11th round of large doily; break off.

STARCHING AND BLOCKING: Use a hot solution of starch (following the directions on package of starch) or use a sugar solution (of one cup of sugar to a boiling cup of water). Wet crocheted doily first, then dip crochet in the solution; stretch and pin doily to correct size and shape on a padded surface; stretch and adjust ruffle on ruffled doily to desired shape. Allow doily to dry completely before removing.

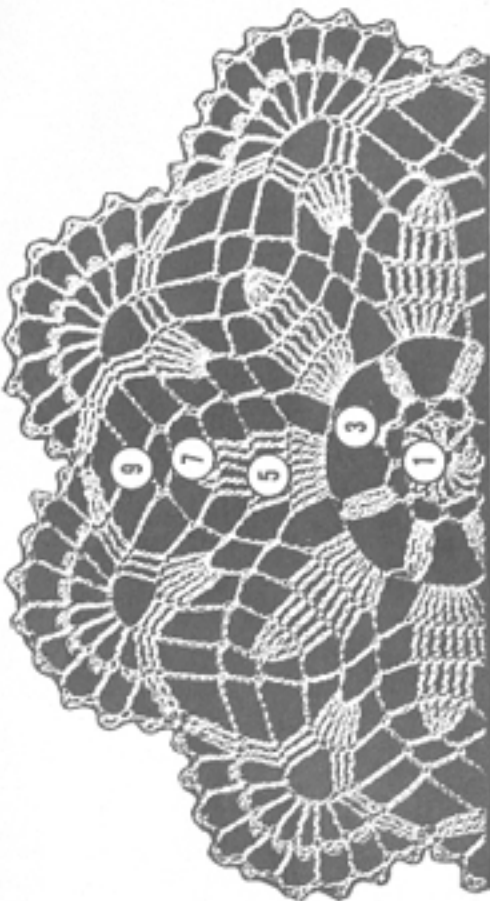
Details of Doilies are guides to check each round and row. Numbers in circles indicate the rounds.
Copyright, 1946, by Household Arts, Inc. Printed in U. S. A.




DETAIL OF FIRST STYLE-SMALL DOILY



DETAIL OF FIRST STYLE-LARGE DOILY



DETAIL OF SECOND STYLE-SMALL DOILY



DETAIL OF SECOND STYLE-LARGE DOILY