

The Antique Pattern Library

For more information, please see our website at: <http://www.antiquepatternlibrary.org>



This is a scan of an antique book that is, to the best of our knowledge, in the public domain. The scan itself has been photo-edited for readability, and is licensed under the **Creative Commons** Attribution-NonCommercial-ShareAlike License. To view a copy of this license, visit <http://creativecommons.org/licenses/by-nc-sa/2.5/> or send a letter to Creative Commons, 559 Nathan Abbott Way, Stanford, California 94305, USA.

You may share copies or printouts of this scan freely. You may not sell copies or printouts.

Donated by


KR Ritchie

CROCHETED DOILIES

The * is used in repeating -- 'repeat from •' – means to repeat everything that follows the last *.

Chain = ch; slip stitch = sl st; single crochet = sc; double crochet = dc; treble crochet = tr; double treble crochet = dtr.

This pattern contains directions for three doilies; one is a fern design, one is a pineapple, and one is lovely flower-petals. All are easy and quick to make in fine or heavy cotton.



MATERIAL REQUIREMENTS AND SIZES

No. 50 Mercerized Crochet Cotton, No. 12 Steel Crochet Hook

	Style 1	Style 2	Style 3
Size in Inches	8	9	7-3/4
Approximate No. of Yards	130	120	110

No. 30 Mercerized Crochet Cotton, No. 10 Steel Crochet Hook

	Style 1	Style 2	Style 3
Size in Inches	9	10	9-1/2
Approximate No. of Yards	150	140	125

Mercerized Crochet and Knitting Cotton, No. 8 Steel Crochet Hook

	Style 1	Style 2	Style 3
Size in Inches	13	14-1/2	13-1/2
Approximate No. of Yards	200	170	150

FIRST STYLE DOILY

–1ST ROUND: Ch 5, join with a sl st into a ring, ch 4, 23 tr (thread twice around hook) into ring, a sl st in top st of first ch 4.

2ND ROUND: Ch 14, skip 2 tr, 1 dtr (thread 3 times around hook) in next tr, * ch 8, skip 2 tr, 1 dtr in next dtr; repeat from * around, end with ch 8, a sl st in 6th st of first ch 14 (there are 8 chain loops in round).

3RD ROUND: Ch 19, 1 dtr in next dtr, * ch 13, 1 dtr in next dtr; repeat from * around, end with ch 13, a sl st in 6th st of first ch 19.

4TH ROUND: Ch 6, 4 dtr in same st as last sl st, ch 3, 1 dtr in same st as last dtr, ch 3, 5 dtr in same st as last dtr, * ch 3, work (5 dtr, ch 3, 1 dtr, ch 3 and 5 dtr) all in next dtr; repeat from * around, end with ch 3,

a sl st in top st of first ch 6.

5TH ROUND: Ch 5, work a 4 joined dtr stitch over 4 dtr as follows: (thread 3 times around hook, draw up a loop in next dtr, thread over and through 2 loops, over and through 2 loops, over and through 2 loops) 4 times, thread over, draw through all 5 loops on hook, * ch 5, work (5 dtr, ch 3, 1 dtr, ch 3 and 5 dtr) in next dtr, ch 5, work a 5 joined dtr over next 5 dtr as follows: (thread 3 times around hook, draw up a loop in next dtr, thread over hook and through 2 loops, over and through 2 loops, over and through 2 loops) 5 times, thread over, draw through all 6 loops on hook, ch 1, a 5 joined dtr over next 5 dtr; repeat from * around, end with ch 1, a sl st in top of first 4 joined dtr st.

6TH ROUND: A sl st in each of 5 sts of chain, a sl st in next dtr, ch 5, a 4 joined dtr over 4 dtr, * ch 5, (5 dtr, ch 3, 1 dtr, ch 3 and 5 dtr) all in next dtr, ch 5, a 5 joined dtr over 5 dtr, ch 4, skip (ch 5) loop, 1 dtr in (ch 1) space, ch 4, skip chain loop, a 5 joined dtr over 5 dtr; repeat from * around, end with ch 4, 1 dtr in (ch 1) space, ch 4, a sl st in first 4 joined dtr st.

7TH ROUND: A sl st in 6 sts, ch 5, a 4 joined dtr over 4 dtr, * ch 5, 5 dtr in next dtr, ch 5, a 5 joined dtr over 5 dtr, ch 5, skip 2 chain loops, 7 long sts (thread 4 times around hook for a long st) in next dtr, ch 5, skip 2 chain loops, a 5 joined dtr over 5 dtr; repeat from * around, end with ch 5, a sl st in 4 joined dtr st,

8TH ROUND: A sl st in 5 sts, ch 1, * 1 sc in each of next 5 dtr, ch 7, skip 2 chain loops, 2 long sts in each of next 7 long sts, ch 7, skip 2 chain loops; repeat from * around, end with ch 7, a sl st in first sc.

9TH ROUND: Ch 5, a 4 joined dtr over next 4 sc, * work (ch 7 and 1 dtr) in each of the 14 long sts, ch 7, a 5 joined dtr over the 5 sc; repeat from * around, end with ch 7, a sl st in 4 joined dtr st.

10TH ROUND: A sl st in each of 4 sts, 1 sc in same chain loop as sl sts, * work (ch 7, 1 sc in 4th st from hook, ch 3, 1 sc in next chain loop) 14 times, ch 4, 1 sc in 4th st from hook (this forms picot), 1 sc in next chain loop; repeat from * around, end with a picot, a sl st in first sc of round; break off.

SECOND STYLE DOILY

1ST ROUND: Ch 8, join with a sl st into a ring, ch 9, a long stitch (thread 4 times around hook for a long stitch) into ring, * ch 3, a long stitch into ring; repeat from * 13 times, ch 3, a sl st in the 6th st of ch 9 at the beginning of round (there will be 16 spaces in round).

2ND ROUND: Ch 4, 2 tr (thread twice around hook for a tr) in same st as last sl st, * ch 1, 3 tr in next long stitch; repeat from * around ending with ch 1, a sl st in the top st of first ch 4.

3RD ROUND: A sl st in next tr, ch 1, 1 sc in same st as last sl st, * ch 7, skip next 2 tr, 1 sc in next tr; repeat from * around ending with ch 7, a sl st in first sc of round.

4TH ROUND: A sl st in each of next 4 sts of chain, ch 4, 2 tr in the same st as last sl st, ch 3, 3 tr in the same st as last tr, * 3 tr in the center st of the next (ch 7) loop, ch 3, 3 tr in the same st as last tr (this forms a shell); repeat from * around ending with a sl st in the top st of the ch 4 at beginning of round.

5TH ROUND: Work a shell in first shell as follows: a sl st in each of next 2 tr, a sl st in (ch 3) loop, ch 4, (2 tr, ch 3 and 3 tr) in same (ch 3) loop as last sl st, * ch 3, (1 tr, ch 5 and 1 tr) in (ch 3) loop of next shell, ch 3, a shell of (3 tr, ch 3 and 3 tr) in (ch 3) loop of next shell; repeat from * around ending with ch 3, a sl st in the top st of first ch 4.

6TH ROUND: A shell in first shell, * ch 4, skip chain loop, 6 tr in next chain loop, ch 4, skip chain loop, (always working shells in chain loop of shells below) work a shell in next shell; repeat from * around ending with ch 4, a sl st in top st of first ch 4.

7TH ROUND: A shell in first shell, * ch 4, skip chain loop, 2 tr in next tr, 1 tr in each of 4 tr, 2 tr in next tr, ch 4, a shell in next shell; repeat from * around ending with ch 4, a sl st in top st of first ch 4.

8TH ROUND: A shell in first shell, * skip next chain loop, (ch 6 and 1 sc) in each of 8 tr, ch 6, a shell in shell; repeat from * around ending with ch 6, a sl st in the top st of the first ch 4.

9TH ROUND: A shell in first shell, * skip next chain loop, (ch 6 and 1 sc) in each of next 7 chain loops, ch 6, a shell in next shell; repeat from * around ending as last round.

10TH ROUND: A shell in first shell, * ch 3, 3 more tr in same chain loop as last tr, skip next chain loop, (ch 6 and 1 sc) in each of 6 chain loops, ch 6, a shell in next shell; repeat from * around ending same as last round.

11TH ROUND: A shell in first shell, skip next 3 tr, a shell in next (ch 3) loop, * skip next chain loop, (ch 6 and 1 sc) in 5 chain loops, ch 6, a shell in each of 2 (ch 3) loops; repeat from * around ending as last round.

12TH ROUND: A shell in first shell, * ch 5, a shell in next shell, skip next chain loop, (ch 6 and 1 sc) in 4 chain loops, ch 6, a shell in next shell; repeat from * around ending as last round.

13TH ROUND: A shell in first shell, * ch 5, 5 tr in center st of next chain loop, ch 5, a shell in next shell, skip a chain loop, (ch 6 and 1 sc) in 3 chain loops, ch 6, a shell in shell; repeat from * around, end as before.

14TH ROUND: A shell in first shell, * ch 5, skip chain loop, 2 tr in next tr, (ch 3 and 2 tr) in each of next 4 tr, ch 5, a shell in shell, skip a chain loop, (ch 6 and 1 sc) in 2 chain loops, ch 6, a shell in next shell; repeat from * around, end as before.

15TH ROUND: A shell in first shell, * (ch 5, skip next chain loop, 1 tr in each of next 2 tr) 5 times, ch 5, a shell in next shell, ch 6, skip a chain loop, 1 sc in next chain loop, ch 6, (3 tr, ch 3 and 1 tr) in next shell, ch 1, turn, (a sl st, ch 4 and 1 tr) in next chain loop, ch 3, 3 tr in same chain loop as last tr, skip 2 chain loops, a shell in next shell, turn, sl st over to ch 2 loop, 1 sc in same chain loop as sl st, skip 2 tr, a shell in next tr, 1 sc in next shell, a sl st in next tr, a sl st in next chain st, ch 4, a sl st in ch 2 loop below, a sl st in next tr, 2 tr in same shell as tr below; repeat from

* around, end with ch 6, a sl st in top st of first ch 4, a sl st in each of next 4 sts, ch 4, turn, (2 tr, ch 3 and 3 tr) in same chain loop as last sl st made, skip 2 chain loops, a shell in shell, turn, sl st over to ch 2 loop, 1 sc in same chain loop as sl st, skip 2 tr, a shell in next tr, 1 sc in next shell; break off.

THIRD STYLE DOILY

1ST ROUND: Ch 6, join with a sl st into a ring, ch 4, 15 tr (thread twice around hook for a tr) into ring, a sl st in top st of ch 4 at beginning of round.

2ND ROUND: Ch 1, 1 sc in same st as last sl st, * ch 5, 1 sc in next tr; repeat from * around ending with ch 5, a sl st in first sc of round (there will be 16 chain loops in round).

3RD ROUND: A sl st in each of next 2 sts, ch 1, 1 sc in same (ch 5) loop as last sl st, * ch 6, 1 sc in next (ch 5) loop; repeat from * around ending with ch 6, a sl st in first sc of round.

4TH ROUND: Same as last round but ch 7 instead of ch 6.

5TH ROUND: A sl st in each of 4 sts, ch 4, 3 tr in same st as last sl st, * ch 3, 4 tr in center st of next (ch 7) loop; repeat from * around ending with ch 3, a sl st in top st of first ch 4.

6TH ROUND: A sl st in each of the next 3 tr, a sl st in next (ch 3) loop, ch 1, 1 sc in same chain loop as last sl st, * ch 7, work a 4 joined tr st over the next 4 tr as follows: (thread twice around hook, draw up a loop in next tr, thread over hook and through 2 loops, over and through 2 loops) 4 times, thread over hook and through all 5 loops on hook (this forms a 4 joined tr st), ch 7, 1 sc in next chain loop; repeat from * around ending with ch 7, a sl st in first sc.

7TH ROUND: Ch 6, 1 sc in next chain loop, * ch 7, 1 sc in next chain loop, ch 2, 1 tr in next sc, ch 2, 1 sc in next chain loop; repeat from * around ending with ch 2, 1 sc in 4th st of first ch 6.

8TH ROUND: Ch 1, 1 sc in same st as last sl st, * ch 7, 1 sc in next chain loop, ch 7, skip sc, 1 sc in next tr; repeat from * around ending with ch 7, a sl st in first sc.

9TH ROUND: Ch 6, 1 sc in next chain loop, * 5 tr in next sc, 1 sc in next chain loop, ch 2, 1 tr in next sc, ch 2, 1 sc in next chain loop; repeat from * around ending with ch 2, a sl st in 4th st of first ch 6.

10TH ROUND: Ch 1, 1 sc in same st as sl st, * ch 8, skip sc, work a 5 joined tr st over the next 5 tr as follows: (thread twice around hook, draw up a loop in next tr, thread over and through 2 loops, over and through 2 loops) 5 times, thread over hook and through all 6 loops on hook, ch 8, skip sc, 1 sc in next tr; repeat from * around ending with ch 8, a sl st in first sc of round.

11TH ROUND: Ch 8, 1 sc in next chain loop, * ch 9, 1 sc in next chain loop, ch 4, 1 tr in next sc, ch 4, 1 sc in next chain loop; repeat from * around ending with ch 4, a sl st in 4th st of first ch 8.

12TH ROUND: Same as 8th round but ch 9 instead of ch 7.

13TH ROUND: Ch 9, 1 sc in next chain loop, * 6 tr in next sc, 1 sc in next chain loop, ch 5, 1 tr in next sc, ch 5, 1 sc in next chain loop; repeat from * around ending with ch 5, a sl st in 4th st of first ch 9.

14TH ROUND: Ch 1, 1 sc in same st as last sl st, * ch 13, skip next sc, work a 6 joined tr st over the next 6 tr as follows: (thread twice around hook, draw up a loop in next tr, thread over hook and through 2 loops, over and through 2 loops) 6 times, thread over hook and through all 7 loops on hook, ch 13, skip sc, 1 sc in next tr; repeat from * around ending with ch 13, skip next sc, a sl st in first sc of round.

15TH ROUND: Ch 10, 1 sc in next chain loop, * ch 13, 1 sc in next chain loop, ch 6, 1 tr in next sc, ch 6, 1 sc in next chain loop; repeat from * around ending with ch 6, a sl st in 4th st of first ch 10.


16TH ROUND: Ch 1, 1 sc in same st as last sl st, * ch 13, skip next sc, 1 sc in next chain loop, ch 13, skip next sc, 1 sc in next tr; repeat from * around ending with ch 13, skip next sc, a sl st in first sc of round.

17TH ROUND: Ch 12, 1 sc in next chain loop, * 8 tr in next sc, 1 sc in next chain loop, ch 8, 1 tr in next sc, ch 8, 1 sc in next chain loop. repeat from * around, end with ch 8, a sl st in 4th st of ch 12 at beginning of round.

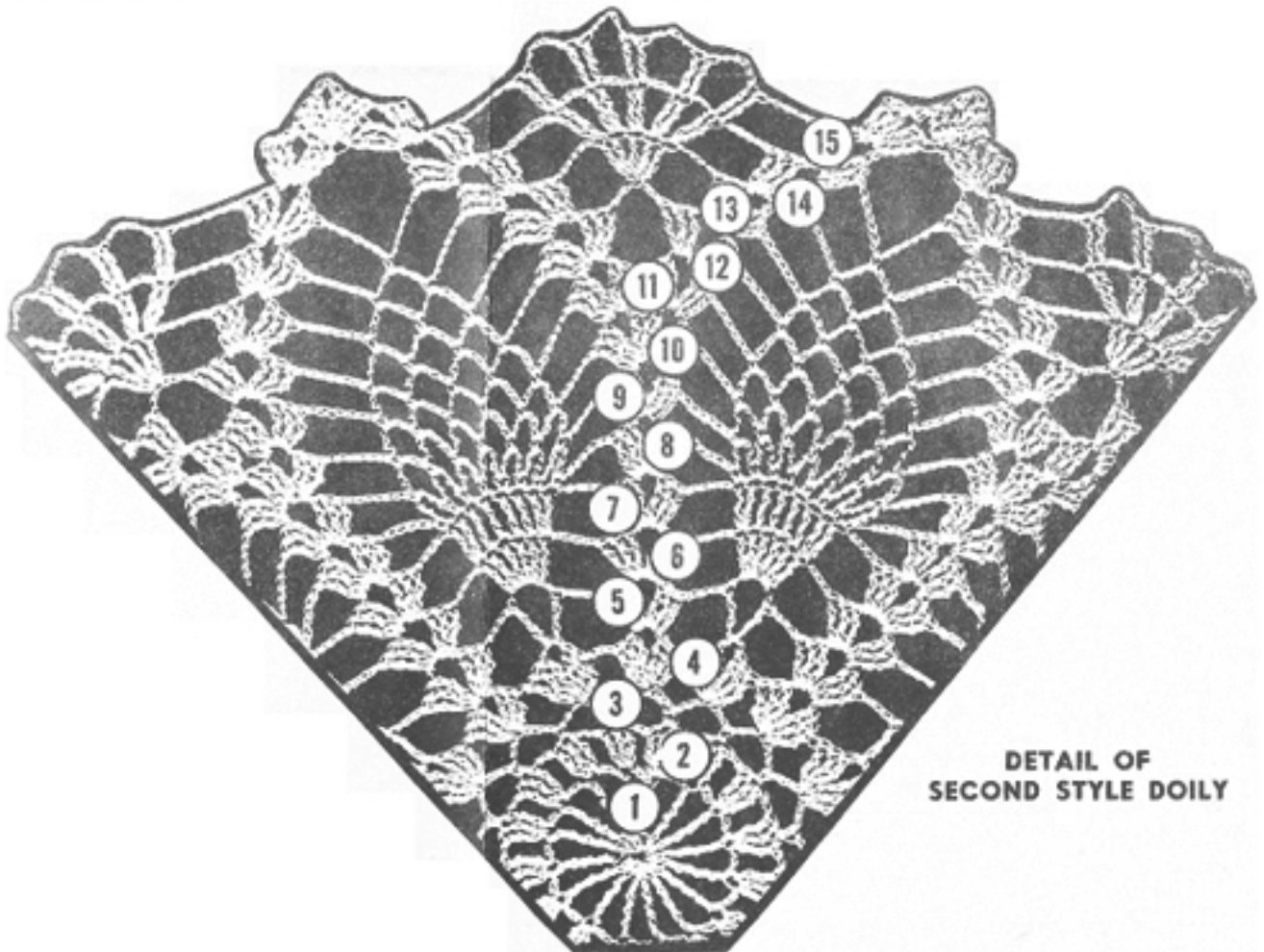
18TH ROUND: Ch 8, 1 sc in 4th st from hook (this forms a picot), 1 dtr (thread 3 times around hook for a dtr) in same st as sl st, (ch 4, 1 sc in 4th st from hook, 1 dtr in same st as last dtr) 5 times, * ch 5, 1 sc in 4th st from hook, ch 1, skip sc, work an 8 joined tr over next 8 tr as follows: (thread twice around hook, draw up a loop in next tr, thread over and through 2 loops, over and through 2 loops) 8 times, thread over, draw through all 9 loops on hook, ch 5, 1 sc in 4th st from hook, ch 1, skip next chain loop, 1 dtr in next tr, (ch 4, 1 sc in 4th st from hook, 1 dtr in same st as last dtr) 6 times; repeat from * around, end with ch 5, 1 sc in 4th st from hook, ch 1, a sl st in 4th st of first chain of round; break off.

Details of Doilies are guides to check each round and row. Numbers in circles indicate the rounds.

Copyright, 1946, by Household Arts, Inc. Printed in U. S. A.



DETAIL OF
FIRST STYLE DOILY



DETAIL OF
SECOND STYLE DOILY

DETAIL OF THIRD STYLE DOILY

