

The Antique Pattern Library

For more information, please see our website at: <http://www.antiquepatternlibrary.org>



This is a scan of an antique book that is, to the best of our knowledge, in the public domain. The scan itself has been photo-edited for readability, and is licensed under the **Creative Commons** Attribution-NonCommercial-ShareAlike License. To view a copy of this license, visit <http://creativecommons.org/licenses/by-nc-sa/2.5/> or send a letter to Creative Commons, 559 Nathan Abbott Way, Stanford, California 94305, USA.


You may share copies or printouts of this scan freely. You may not sell copies or printouts.

Donated by

KR Ritchie

Alice Brooks
 T. M. REG. U. S. PAT. OFF.

Design 7121



CROCHETED DOILIES

The • is used in repeating -- 'repeat from •' -- means to repeat everything that follows the last ••
 Chain = ch; slip stitch = sl st; single crochet = sc; double crochet = dc; treble crochet = tr.
 This pattern contains directions for two doilies worked in a combination of pineapple and spider-web design. Doilies can be used as luncheon or buffet sets or as odd pieces.

MATERIAL REQUIREMENTS AND SIZES

No. 50 Mercerized Crochet Cotton
 and a No. 12 Steel Crochet Hook:

	Large	Small
Size in Inches	19	10
Approximate No. of Yards	400	125

No. 30 Mercerized Crochet Cotton and a No. 10 Steel Crochet Hook:

	Large	Small
Size in Inches	21	12
Approximate No. of Yards	450	150

Mercerized Crochet and Knitting Cotton
 and a No. 8 Steel Crochet Hook:

	Large	Small
Size in Inches	29	18
Approximate No. of Yards	600	225

LARGE DOILY

1ST ROUND: Ch 6, join with a sl st into a ring, ch 3, 23 dc into ring, a sl st in top st of first ch 3 of round.
 2ND ROUND: Ch 1, 1 sc in same st as last sl st, * ch 6, skip 2 dc, 1 sc in next dc; repeat from * around, end with ch 6, skip 2 dc, a sl st in first sc of round (there are 8 chain loops in round).
 3RD ROUND: A sl st in each of next 3 sts, 1 sc in same chain loop as sl sts, • ch 7, 1 sc in next (ch 6) loop; repeat from * around, end with ch 7, a sl st in first sc of round.
 4TH ROUND: A sl st in each of 3 sts, ch 4, 3 tr (thread twice around hook for tr) in same (ch 7) loop as sl sts, * ch 9, 4 tr in next chain loop; repeat from * around, end with ch 9, a sl st in top st of first ch 4 of round.
 5TH ROUND: Ch 4, 1 tr in each of next 3 tr, * ch 4, 6 tr in center st of (ch 9) loop, ch 4, 1 tr in each of 4 tr; repeat from • around, end with ch 4, a sl st in top st of first ch 4.
 6TH ROUND: Ch 4, 1 tr in each of next 3 tr, * ch 5, skip chain loop, 1 tr in next tr, (ch 4 and 1 tr) in each of remaining tr of same group (for pineapple), ch 5, skip chain loop, 1 tr in each of 4 tr; repeat from * around, end with ch 5, a sl st in top st of first ch 4.
 7TH ROUND: Ch 4, 1 tr in each of next 3 tr, • ch 6, skip next chain loop, 1 sc in next (ch 4) loop, (ch 4 and 1 sc) in each of remaining (ch 4) loops of pineapple, ch 6, skip next chain loop, 1 tr in each of next 4 tr; repeat from * around, end with ch 6, a sl st in top st of first ch 4.

8TH ROUND: Same as last round.

9TH ROUND: A sl st in each of 3 tr, ch 4, • 3 tr in next chain loop, ch 6, 1 sc in next (ch 4) loop, (ch 4 and 1 sc) in each of remaining (ch 4) loops, ch 6, 3 tr over end of next chain loop, 1 tr in next tr, ch 8, skip 2 tr, 1 tr in next tr; repeat from * around, end with ch 6, 3 tr over end of next chain loop, 1 dc in same st as end sl st below, ch 8, a sl st in top st of first ch 4.

10TH ROUND: A sl st in each of next 3 tr, ch 4, • 3 tr in next chain loop, ch 6, 1 sc in next chain loop, ch 4, 1 sc in next chain loop, ch 6, 3 tr over end of next chain loop, 1 tr in next tr, ch 6, skip 3 tr, 1 sc over center of (ch 8) loop, ch 6, skip 3 tr, 1 tr in next tr; repeat from * around, end with ch 6, 1 sc in chain loop, ch 6, a sl st in top st of first ch 4.

11TH ROUND: A sl st in each of 3 tr, ch 4, • 3 tr in next chain loop, ch 6, 1 sc in (ch 4) loop, ch 6, 3 tr over end of next chain loop, 1 tr in next tr, ch 6, 2 sc over end of next chain loop, 1 sc in next sc, 2 sc in next chain loop, ch 6, skip 3 tr, 1 tr in next tr; repeat from • around, end with ch 6, a sl st in top st of first ch 4.

12TH ROUND: A sl st in each of 3 tr, ch 4, • 3 tr in next chain loop, ch 6, 1 sc in next sc, ch 6, 3 tr over end of next chain loop, 1 tr in next tr, ch 8, skip 2 tr, 1 tr in next tr, 3 tr in next chain loop, ch 6, 1 sc in center sc of sc group, ch 6, 3 tr over end of next chain loop, 1 tr in next tr, ch 8, skip 2 tr, 1 tr in next tr; repeat from * around, end with ch 8, a sl st in top st of first ch 4.

13TH ROUND: A sl st in each of next 3 tr, ch 4, • 3 tr in next chain loop, ch 2, 3 tr over end of next chain loop, 1 tr in next tr, ch 6, 1 sc over center of next chain loop, ch 6, skip 3 tr, 1 tr in next tr; repeat from * around, end with ch 6, a sl st in top st of first ch 4.

14TH ROUND: A sl st in each of next 3 tr, ch 4, • 2 tr in (ch 2) loop, 1 tr in next tr, ch 8, skip 3 tr, 2 sc over end of next chain loop, 1 sc in next sc, 2 sc in next chain loop, ch 8, skip 3 tr, 1 tr in next tr; repeat from * around, end with ch 8, a sl st in top st of first ch 4.

15TH ROUND: A sl st in 3 tr, ch 4, • 3 tr in next chain loop, ch 6, 1 sc in center sc of sc group, ch 6, 3 tr over end of next chain loop, 1 tr in next tr, ch 9, skip 2 tr, 1 tr in next tr; repeat from * around, end with ch 9, a sl st in top st of first ch 4.

16TH ROUND: A sl st in each of 3 tr, ch 4, • 3 tr in next chain loop, ch 2, 3 tr over end of next chain loop, 1 tr in next tr, ch 6, skip 3 tr, 1 sc over center of (ch 9) loop, ch 6, skip 3 tr, 1 tr in next tr; repeat from * around, end with ch 6, a sl st in top st of first ch 4.

17TH AND 18TH ROUNDS: Same as 14th and 15th rounds.

19TH ROUND: A sl st in 3 tr, ch 4, • 3 tr in next chain loop, ch 2, 3 tr over end of next chain loop, 1 tr in next tr, ch 6, skip 3 tr, 5 tr in center st of (ch 9) loop, ch 6, skip 3 tr, 1 tr in next tr; repeat from * around, end with ch 6, a sl st in top st of first ch 4.

20TH ROUND: A sl st in each of next 3 tr, ch 4, • 2 tr in next chain loop, 1 tr in next tr, ch 8, skip chain loop, 2 tr in each of next 5 tr, ch 8, skip 3 tr, 1 tr in next tr; repeat from * around, end with ch 8, a sl st in top st of first ch 4.

21ST ROUND: Same as 6th round but ch 8 instead of ch 5.

22ND ROUND: Same as 7th round but ch 8 instead of ch 6.

Repeat last round twice more.

25TH ROUND: Same as 9th round but ch 10 instead of ch 6.

26TH ROUND: A sl st in each of next 3 tr, ch 4, • 3 tr in next chain loop, ch 10, 1 sc in next chain loop, (ch 4 and 1 sc) in 4 chain loops, ch 10, 3 tr over end of next chain loop, 1 tr in next tr, ch 6, skip 3 tr, 1 sc in chain loop, ch 6, skip 3 tr, 1 tr in next tr; repeat from • around, end with ch 6, a sl st in top st of first ch 4.

27TH ROUND: A sl st in each of 3 tr, ch 4, • 3 tr in next chain loop, ch 10, 1 sc in next chain loop, (ch 4 and 1 sc) in 3 chain loops, ch 10, 3 tr over end of next chain loop, 1 tr in next tr, ch 6, 2 sc over end of next chain loop, 1 sc in next sc, 2 sc in next chain loop, ch 6, skip 3 tr, 1 tr in next tr; repeat from • around, end as before.

28TH ROUND: A sl st in each of 3 tr, ch 4, • 3 tr in chain loop, ch 10, 1 sc in next chain loop, (ch 4 and 1 sc) in 2 chain loops, ch 10, 3 tr over end of next chain loop, 1 tr in next tr, ch 8, skip 2 tr, 1 tr in next tr, 3 tr in next chain loop, ch 6, 1 sc in center sc of sc group, ch 6, 3 tr over end of next chain loop, 1 tr in next tr, ch 8, skip 2 tr, 1 tr in next tr; repeat from * around, end with ch 8, a sl st in top st of first ch 4.

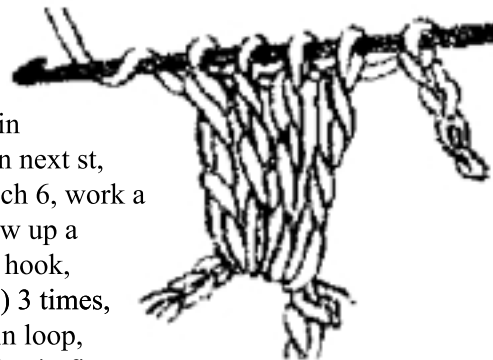
29TH ROUND: A sl st in 3 tr, ch 4, * 3 tr in next chain loop, ch 10, 1 sc in next chain loop, ch 4, 1 sc in next chain loop, ch 10, 3 tr over end of next chain loop, 1 tr in next tr, ch 6, 1 sc in chain loop, ch 6, skip 3 tr, 1 tr in next tr, ch 2, 3 tr over end of next chain loop, 1 tr in next tr, ch 6, 1 sc in chain loop, ch 6, skip 3 tr, 1 tr in next tr; repeat from * around, end with ch 6, a sl st in top st of first ch 4.

30TH ROUND: A sl st in each of 3 tr, ch 4, * 3 tr in next chain loop, ch 10, 1 sc in (ch 4) loop, ch 10, 3 tr over end of next chain loop, 1 tr in next tr, ch 6, 2 sc over end of next chain loop, 1 sc in next sc, 2 sc in next chain loop, ch 6, skip 3 tr, 1 tr in next tr, 2 tr (ch 2) loop, 1 tr in next tr, ch 6, 2 sc over end of next chain loop, 1 sc in next sc, 2 sc in next chain loop, ch 6, skip 3 tr, 1 tr in next tr; repeat from * around, end as before.

FIRST SCALLOP - 1ST ROW: Ch 4, turn, 3 tr in next chain loop, ch 6, 1 sc in center sc of sc group, ch 6, 3 tr over end of next chain loop, 1 tr in next tr, ch 8, skip 2 tr, 1 tr in next tr, 3 tr in next chain loop, ch 6, 1 sc in center of sc group, ch 6, 3 tr over end of next chain loop, 1 tr in next tr; do not work over remaining sts.

2ND ROW: Ch 1, turn, a sl st in each of 4 tr, ch 4, 3 tr in next chain loop, ch 2, 3 tr over end of next chain loop, 1 tr in next tr, ch 6, 1 sc in chain loop, ch 6, skip 3 tr, 1 tr in next tr, 3 tr in next chain loop, ch 2, 3 tr over end of next chain loop, 1 tr in next tr,
 3RD ROW: Ch 1, turn, a sl st in 4 tr, ch 4, 2 tr in (ch 2) loop, 1 tr in next tr, ch 6, 2 sc over end of next chain loop, 1 sc in next sc, 2 sc in next chain loop, ch 6, skip 3 tr, 1 tr in next tr, 2 tr in next (ch 2) loop, 1 tr in next tr.
 4TH ROW: Ch 1, turn, a sl st in 4 tr, ch 4, 3 tr in chain loop, ch 6, 1 sc in center sc, ch 6, 3 tr over end of next chain loop, 1 tr in next tr,
 5TH ROW: Ch 1, turn, a sl st in 4 tr, ch 4, 3 tr in next chain loop, ch 2, 3 tr over end of next chain loop, 1 tr in next tr.
 6TH ROW: Ch 1, turn, a sl st in 4 tr, ch 4, 2 tr in next chain loop, 1 tr in next tr; break off.

SECOND SCALLOP - 1ST ROW: Turn, skip next 6 tr on 30th round, join thread with a sl st in next tr, ch 4, continue to work as for 1st row of first scallop. Follow directions for first scallop from 2nd row to end. Continue to work scallops in this way all around doily.



EDGING - 31ST ROUND: Do not turn, join thread with an sc in first tr on 1st row of first scallop, * working along end of rows and placing sts either in top st of end chain or in top of end tr work (ch 6 and 1 sc) over each of next 5 rows, ch 5, skip 2 tr, 1 sc in next st, working along opposite side of scallop work (ch 6 and 1 sc) over each of next 5 rows, ch 6, work a 4 joined tr in next chain loop on 30th round as follows: thread twice around hook, draw up a loop in chain loop, (thread over and through 2 loops) twice, work (thread twice around hook, draw up a loop in same chain loop as last loop, 'thread over and through 2 loops' twice) 3 times, thread over, draw through all 5 loops on hook, work a 4 joined tr over end of next chain loop, ch 6, 1 sc in first tr on 1st row of next scallop; repeat from * around, end with ch 6, a sl st in first sc of round.

32ND ROUND: A sl st in each of next 3 sts, 1 sc in same chain loop as sl sts, * (ch 8 and 1 sc) in each chain loop to next 4 joined tr, skip 2 (4 joined tr) sts, 1 sc in next chain loop; repeat from * around, end with ch 8, a sl st in first sc; break off.

SMALL DOILY --- Follow directions for the first 16 rounds of large doily.

17TH ROUND: Same as 14th round.

FIRST SCALLOP - 1ST ROW: A sl st in each of 3 tr, ch 4, 3 tr in next chain loop, ch 6, 1 sc in center sc of sc group, ch 6, 3 tr over end of next chain loop, 1 tr in next tr; do not work over remaining sts,

Follow directions for 5th and 6th rows of scallop for large doily; break off.

SECOND SCALLOP: Do not turn, skip 2 tr on last round, join thread with a sl st in next tr and continue to work scallop as first scallop of small doily. Continue to work scallops in this way all around doily.

EDGING - 18TH ROUND: Join thread with an sc in top st of first ch 4 on 1st row of first scallop, • ch 6, 1 sc in top of end tr of next row, ch 6, 1 sc in top st of end chain of next row, ch 6, skip 2 tr, 1 sc in next st, ch 6, 1 sc in top st of end chain of next row, ch 6, 1 sc in end tr of next row, ch 6, 1 sc in top st of first chain on 1st row of next scallop; repeat from * around, end with ch 6, a sl st in first sc.


19TH ROUND: A sl st in each of 3 sts, 1 sc in same chain loop as sl sts, • ch 8, 1 sc in next chain loop; repeat from * around, end with ch 8, a sl st in first sc; break off.

LUNCHEON SET: Using No. 30 Cotton make a large doily for center piece and a small doily for each plate mat.

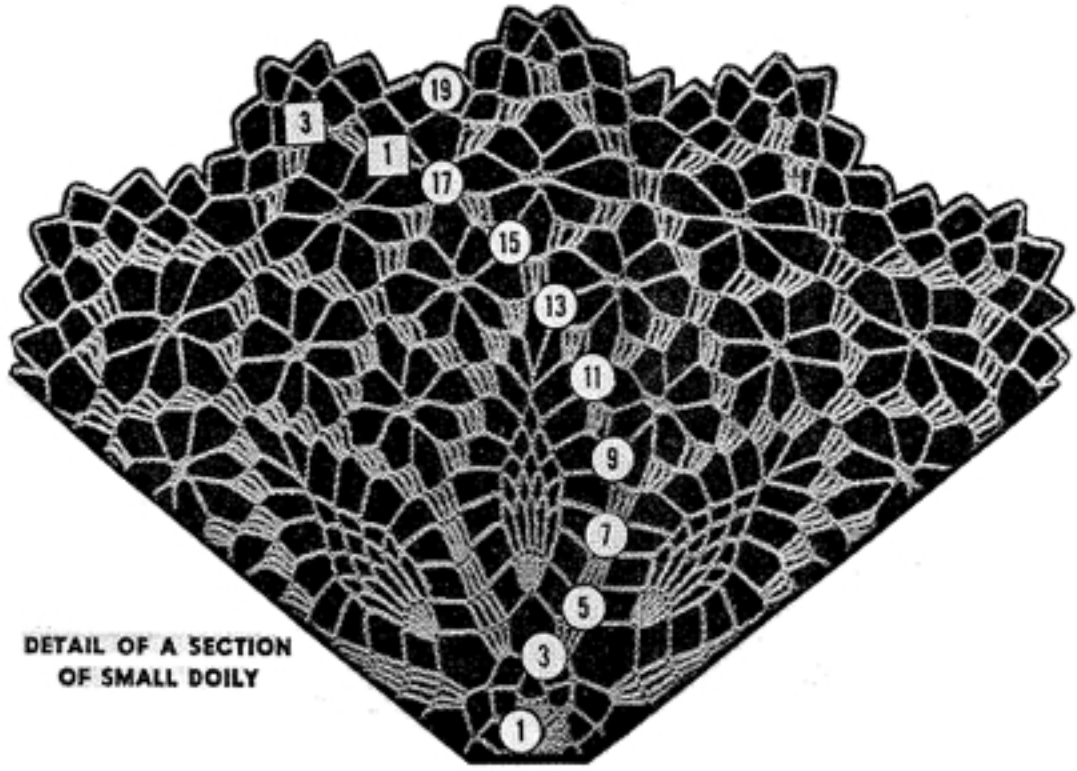
BUFFET SET: Using No. 30 Cotton make a large and two small doilies.

Details of Doilies are guides to check each round and row. Numbers in circles indicate the rounds. Numbers in squares indicate the rows.

Copyright, 1946, by Household Arts, Inc. Printed in U. S. A.



DETAIL OF A SECTION
OF LARGE DOILY



DETAIL OF A SECTION
OF SMALL DOILY