

FREE DISTRIBUTION ONLY. NOT FOR SALE

Antique Pattern Library

For more information, please see our website at: <http://www.antiquepatternlibrary.org>

This is a scan of an antique book that is, to the best of our knowledge, in the public domain. The scan itself has been edited for readability, and is licensed under the **Creative Commons Attribution-NonCommercial-ShareAlike License**. To view a copy of this license, visit <http://creativecommons.org/licenses/by-nc-sa/2.5/> or send a letter to Creative Commons, 559 Nathan Abbott Way, Stanford, California 94305, USA.

You may share copies or printouts of this scan freely. You may not sell copies or printouts.

*Antique Pattern Library is a project of New Media Arts, Inc. <http://www.newmediaarts.org>, a nonprofit organization tax exempt under IRC 501(c)(3).
Donations may be tax deductible, depending on your tax status and tax jurisdiction.*

Donated by

Public Domain Tatting Archive 2006

RICHARDSON'S Crochet Yokes



PUBLISHED BY
Richardson Silk Company
Chicago and New York

Book N^o 4

Price 10 cts.



Do Your Crocheting With Richardson's R. M. C. Cottons



The shopping list below tells you exactly what to ask for

R. M. C. Cordonnet
Art. 65



The Right White and Fadeless
Colors. All Sizes
White and Ecru, 10 cents a ball
Colors, 12½ cents a ball
At All Dealers

R. M. C. SHOPPING LIST

Crochet Cottons

R. M. C. Art. 65, CORDONNET CROCHET COTTON. For all kinds of crochet, tatting and filet work.
R. M. C. Art. 33, TAT-IT COTTON. For white or colored tatting or crochet work.
R. M. C. Art. 5 or 10, CROCHET COTTONS. For general colored crochet work.
R. M. C. Art. 35, PERLE BALL COTTON. Made in white only, four sizes, 3, 5, 8 and 12; for crocheting slippers, edgings, etc.
R. M. C. Art. 15B, PERLE COTTON. Large dividable hanks, same thread as R. M. C. Art. 35, used for the same purposes.

Embroidery Cottons

R. M. C. Art. 98, ARABIA & ROPE EMBROIDERY COTTON. For all general embroidery purposes.
R. M. C. Art. 99, NEW PROCESS EMBROIDERY COTTON. Made in white only, six sizes, A to F. For French and eyelet embroidery.
R. M. C. Art. 99B, BRODER COTTON. Made in white only, eight sizes, 8 to 40. For fine French and eyelet embroidery.
R. M. C. Art. 15, PERLE SKEIN COTTON. For general embroidery purposes.
R. M. C. Art. 20, EYELETTA 4-STRAND EMBROIDERY COTTON. Put up on balls, in white and colors.
R. M. C. Art. 25, PADDING COTTON. Made in white only for padding and embroidery purposes.

Made in the
U. S. A.



R. M. C. Perle
Art. 35



The Right White. Made in Sizes
3, 5, 8 and 12. All sizes
White and Ecru, 10 cents a ball
Colors, 12½ cents a ball
At All Dealers

NEW YORK

RICHARDSON SILK COMPANY

CHICAGO



Night-gown Yoke



Instruction for Filet Yoke Illustrated on Front Cover

Filet Yoke—Star Pattern

MATERIALS: Three Spools of Richardson's R. M. C. Cordonnet No. 30. Make 56 ch sts, 1st row, 17 sps. Make both sides of front first, use 17 sps at each end as start for shoulder straps; extend these to bottom of back of yoke. Use 17 sps as a start for back. Then but one seam is necessary.

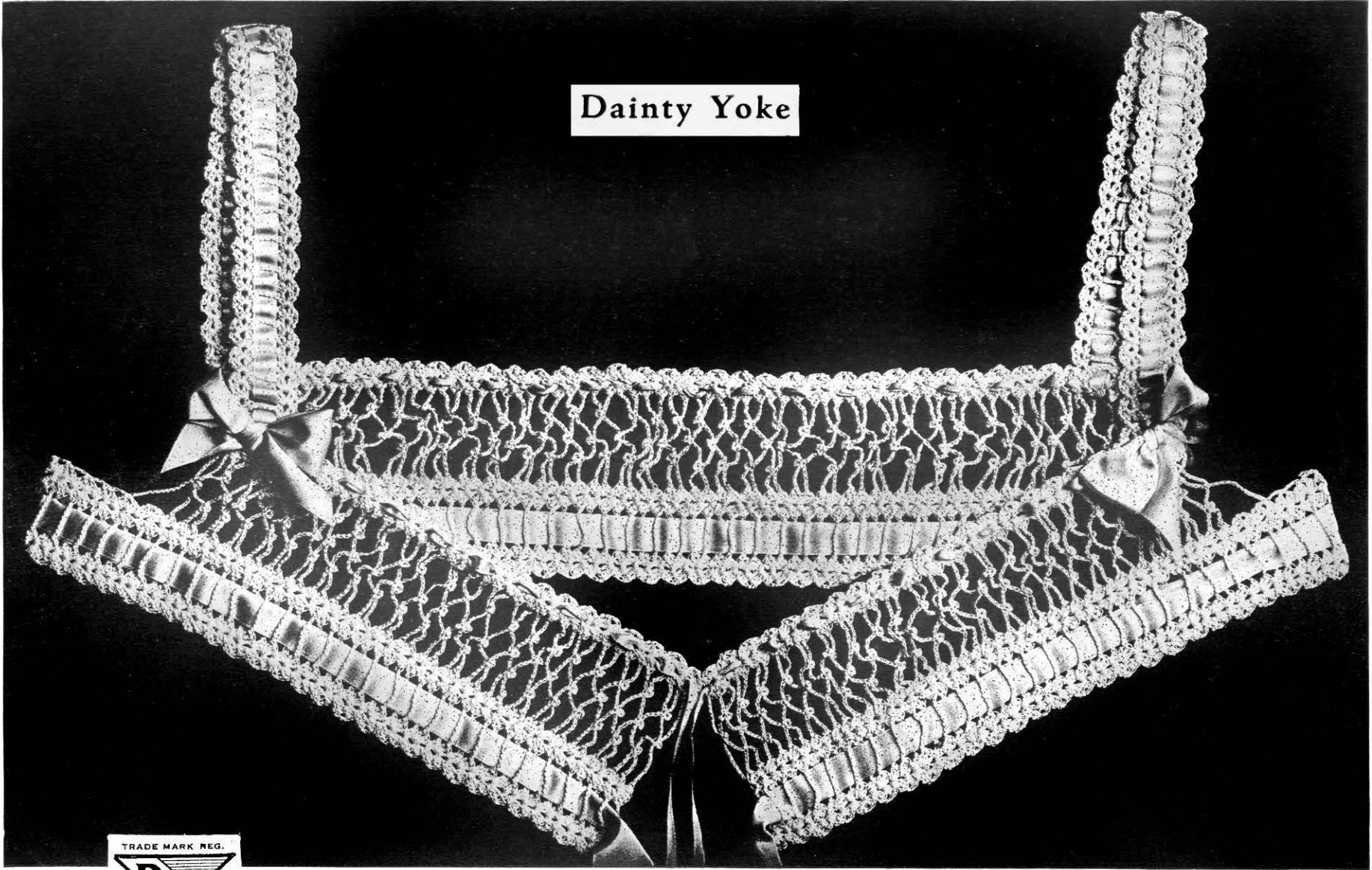
Instruction for Above Yoke

MATERIALS: Two Spools of Richardson's R. M. C. Cordonnet Special No. 40; one yard of Novelty braid. Begin with a chain 30 inches long. Finish each round and join. After lace is finished fasten to the braid by ch 1 and sl st. Put beading on the inside of the braid.





Dainty Yoke



Richardson Cottons

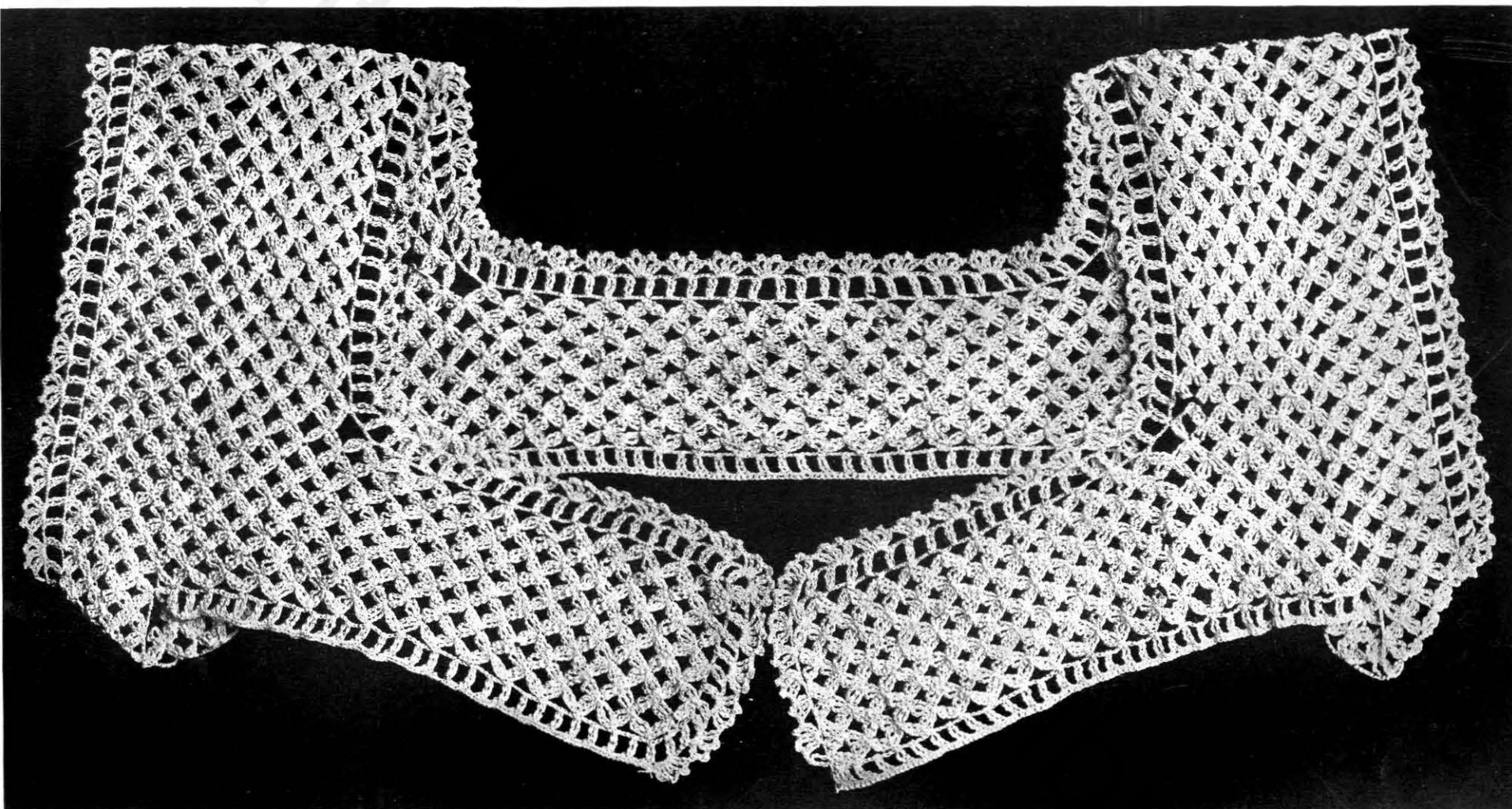


Standard of the World

MATERIALS: Two Spools of Richardson's R. M. C. Cordonnet No. 20. Make 33 ch sts to start; follow the design to armhole, make beading and two rows of fans under arm, then full width for back. Make 10 ch sts for shoulder straps.



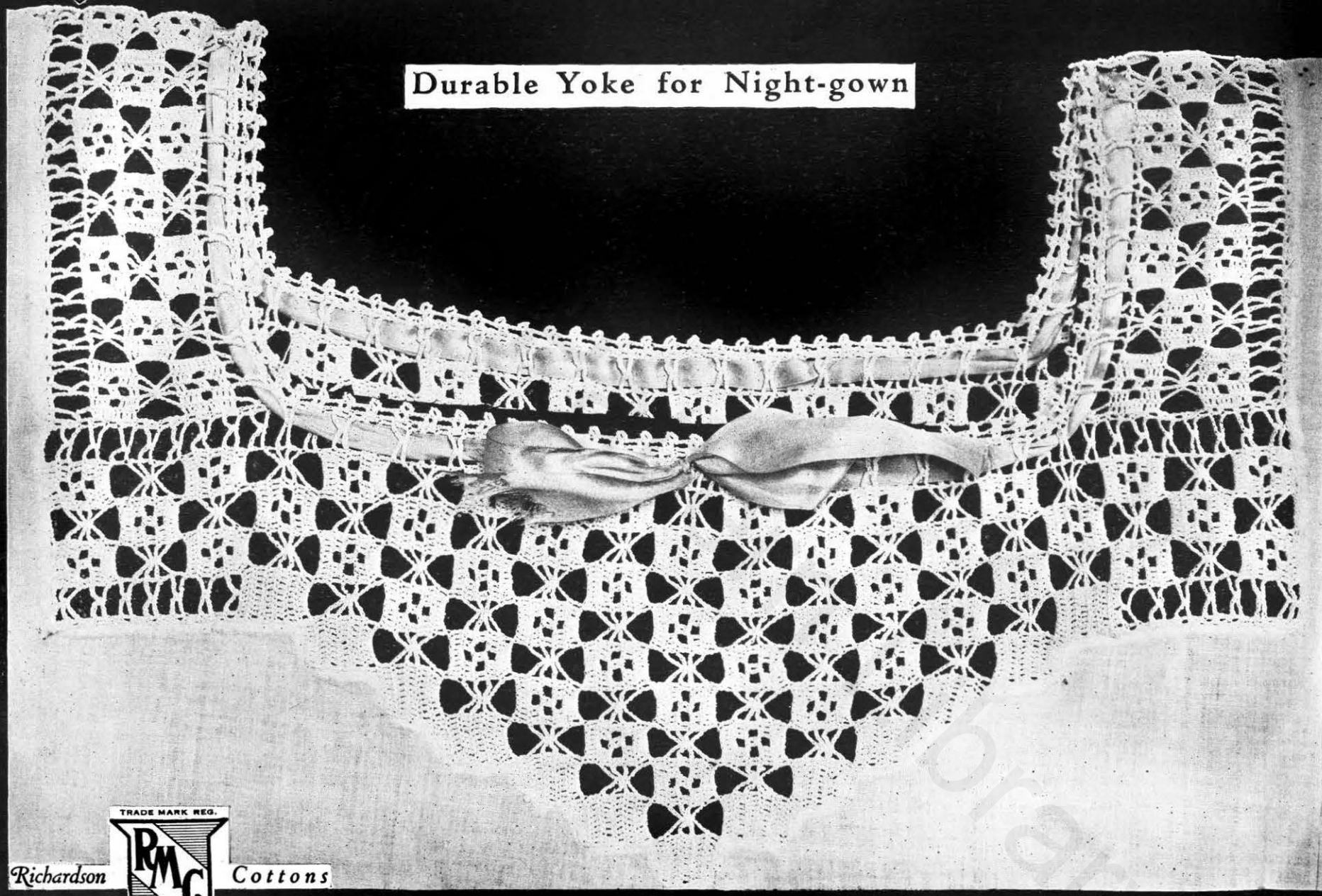
Block Yoke for Night-gown or Corset Cover



MATERIALS: Three Spools of Richardson's R. M. C. Cordonnet No. 30. Make 30 ch sts, * 2 t c, 5 ch sts, 1 s c, 5 ch sts, 2 t c, all over 8th, ch st, skip 6 ch sts, repeat *. For under-arm increase by 56 ch sts. Make 2 rows, then drop 1 block on each row for 4 rows.



Durable Yoke for Night-gown




MATERIALS: Three Spools of Richardson's R. M. C. Cordonnet No. 50. Make 53 ch sts. This yoke is made in four pieces and sewed together. Back is same as shoulder straps.

Standard of the World



Night-gown Yoke—Rose Pattern



MATERIALS: Three Spools of Richardson's R. M. C. Cordonnet No. 50. Make 83 ch sts; 1st row; 26 sps. For underarm, make 6 sps across for length required. For the back add 65 ch sts; continue pattern. For shoulder, work pattern on 24 sps of front. When completed add 2 rows of sps, all around the armhole, before making beading and scallops.




Richardson

Cottons



Combination Yoke—Diamond Pattern



TRADE MARK REG.



Richardson

Cottons


Standard of the World

www.antiquepatternlibrary.org

MATERIALS: Three Spools of Richardson's R. M. C. Cordonnet No. 30. Make 69 ch sts. For under-arm, make same pattern over 10 sps. Add 39 ch sts and continue for back.



Filet Yoke—Acorn Pattern




MATERIALS: Three Spools of Richardson's R. M. C. Cordonnet No. 30. Make 185 ch sts, 1st row, 61 sps. On 26th row, add 47 ch sts, 14 sps, at each side for shoulder straps. Make pattern straight across and when completed add 14 sps to bottom of one strap to complete rows of sps.

Richardson



Cottons

Yoke in Filet



MATERIALS: Three Spools of Richardson's R. M. C. Cordonnet No. 40, a No. 10 steel hook and 30 inches of novelty braid. It may be worked without the braid by starting with a ch 30 inches long.

Work round and round, joining at end of each row. The first row has 258 open spaces or squares. Make one square over one loop of braid and two squares over the next. In the next row begin the design, and follow the detail of the pattern as given until 15 rows are made.

To form the small point take 19 squares and narrow a sq

at each end until 3 squares are left at the point. To narrow, begin with a ch 4 across the first square and end the row with a t c diagonally across the last square. After the 4 small points are finished make a large point between each 2 small ones. Finish the lower edge with a shell of 1 ch, 5 d c, 1 ch, joined by sl st in the edge. For the inner edge first row, * over twice and take a st in loop of braid, over and through 2 sts, over and take a st in next loop (over and through 2 sts), twice, then over and through 3 sts, ch 4, and repeat from *. For next row * ch 3, 1 d c over the combination treble, p, d c in same place, ch 3, sl st over 4 ch and repeat from * to end of the row.

TRADE MARK REG.




Richardson

Cottons

Standard of the World



Night-gown Yoke—Daisy Pattern




MATERIALS: Three Spools of Richardson's R. M. C. Perle No. 12. Make 56 ch sts, 1st row, 17 sps. Make across the back first, then use the last 17 sps for start of shoulder strap. Use 17 sps of this for start of front.





Open Diamond Yoke



TRADE MARK REG.




Richardson

Cottons

MATERIALS: Two Spools of Richardson's R. M. C. Cordonnet No. 30. Make 56 ch sts, 1st row, 17 sps. Make back, on the side of last 17 sps, start shoulder strap, continue for front and other strap. Sew together at top of back.



Filet Yoke in Points



MATERIALS: Three Spools of Richardson's R. M. C. Cordonnet No. 30. Make 15 ch sts to start; follow the design, making 1 extra sp on each row for 27 rows. Repeat, making as many points as required.



Night-gown and Combination Suit—Yokes to Match



MATERIALS: Seven Spools of Richardson's R. M. C. Cordonnet No. 30. For the Combination, make 240 ch sts, for back of size 40 bust. Increase or decrease by one complete pattern, 2 inches, 30 ch sts. Repeat pattern on both sides of ch, which forms center of design. Make the yoke in 4 pieces and sew together.

For the Night-gown, make 210 ch sts for back, 240 ch sts for front. Make sleeves of 2 straight pieces sewed together; shape by ribbon or cord.



Richardson


Cottons

Standard of the World

www.antiquepatternlibrary.org



Night-gown and Combination Suit—Yokes to Match




MATERIALS: Seven Spools of Richardson's R. M. C. Cordonnet No. 30.
For the Combination, make 240 ch sts, for back of size 40 bust. Increase or decrease by one complete pattern, 2 inches, 30 ch sts. Repeat pattern on both sides of ch, which forms center of design. Make the yoke in 4 pieces and sew together.

For the Night-gown, make 210 ch sts for back, 240 ch sts for front. Make sleeves of 2 straight pieces sewed together; shape by ribbon or cord.



Filet Yoke for Night Dress



Richardson Cottons

Standard of the World

www.antiquepatternlibrary.org

MATERIALS: Three Spools of Richardson's R. M. C. Cordonnet Special No. 50 and a No. 9 Steel Hook.

DIRECTIONS: Begin at back shoulder seam with 56 ch sts; first row, 17 sp, and follow pattern. For beading make cross t, st around the neck and shell st for the edge.



Medallion Yoke for Combination




MATERIALS: Two Spools of Richardson's R. M. C. Cordonnet No. 70. Make 12 ch sts; join, forming circle. Make each medallion separately and join by 2 p on the 5th row.





Corset Cover Yoke



Richardson

Cottons

MATERIALS: Two spools of Richardson's R. M. C. Cor-donnet Special No. 40. A No. 9 Steel Hook. Make the lower part with the points first, joining the ends under the arm. Begin the shoulder strip at the front and repeat the leaf five times and join to the back edge.

Silk

RICHARDSON'S

Silk

Crochet Silks

for

Tatting Silk

Crocheting, Knitting, Tatting and Smocking



SHOPPING LIST

What to ask for—

RICHARDSON'S 100-yard SPOOL SILK for hand or machine sewing. All the newest shades of the season.

RICHARDSON'S 50-yard SPOOL SILK for hand or machine sewing. All the newest shades of the season.

RICHARDSON'S 10-yard BUTTONHOLE TWIST for buttonholing, etc.; made in the same shades as 100 yards and 50 yards.

RICHARDSON'S GRECIAN SILK FLOSS for colored embroidery on pillows, centers, etc. Beautiful nature shades.

RICHARDSON'S FILO SILK FLOSS for fine embroidery on white goods. Beautiful nature shades.

RICHARDSON'S PERFECT CROCHET SILK for silk crochet work of all kinds. One-half ounce of silk on a ball.

RICHARDSON'S OUR ART CROCHET SILK for silk crochet work of all kinds. One-fourth ounce on a ball.

RICHARDSON'S TATTING SILK for silk tatting or crochet work. 100 yards on a ball.

100 yards on a ball. Richardson's Pure Silk for Tatting is a new and improved thread especially made for Tatting Trimmings on Lingerie, Baby Wear, Handkerchiefs, etc.

Price, 25c a Ball

Richardson's
50-Yard Sewing Silk



Color number on every spool. Made in over 400 colors, including the newest shades of the season.

At all dealers.

"Perfect" and "Our Art"

Made in All Shades

"PERFECT," 1/2-oz. on the Ball, Price 50c

"OUR ART," 1/4-oz. on the Ball, Price 25c

Richardson's
100-Yard Sewing Silk



Color number on every spool. Made in over 400 colors, including the newest shades of the season.

At all dealers.

Made in the U. S. A. by

NEW YORK

RICHARDSON SILK COMPANY


CHICAGO

RICHARDSON'S LIBRARY


of Crochet and Fancy Work

INSTRUCTION BOOKS


Fully Illustrated



Complete Crochet No. 1
10c



Complete Crochet No. 2
10c



American Beauty Book No. 9
10c


On Sale Everywhere

Published by

Richardson Silk Company

Chicago—New York

Makers of Richardson's Pure Silk Floss and Richardson's Spool Sewing Silk



Edges and Insertions No. 3
10c



Cross Stitch Book
25c