

FREE DISTRIBUTION ONLY, NOT FOR SALE
Antique Pattern Library

For more information, please see our website at:
<http://www.antiquepatternlibrary.org>

This is a scan of an antique book that is, to the best of our knowledge, in the public domain. The scan itself has been photo-edited for readability, and is licensed under the **Creative Commons** Attribution-NonCommercial-ShareAlike License. To view a copy of this license, visit

<http://creativecommons.org/licenses/by-nc-sa/2.5/> or send a letter to Creative Commons, 559 Nathan Abbott Way, Stanford, California 94305, USA.

You may share copies or printouts of this scan freely. You may not sell copies or printouts.

Antique Pattern Library is a project of New Media Arts, Inc. <http://www.newmediaarts.org>, a nonprofit organization tax exempt under IRC 501(c)(3). Donations may be tax deductible, depending on your tax status and tax jurisdiction.

Donated by

FREE DISTRIBUTION ONLY. NOT FOR SALE

No. 2

Price One Penny.

THE ROYAL



CROCHET & WORKER

BY W. CARTER.

LONDON:

Published by J. T. Wood, Holywell-St.

6th Row.—Work 3 treble in the first three chains of last row, chain 3, work 3 treble in the same three chains as before, chain 2, miss the first two chains of last row, plain 1, then chain 5 and plain 1 in each of the next six two chains of last row, chain 2, work 3 treble in the next three chains of last row, chain 3, work 3 treble in the same three chains as before, turn back. You now only work one scollop at a time, as follows:—

7th Row.—Chain 4, work 3 treble in the first three chains, chain 3, work 3 treble in the same three chains as before, chain 2, work 1 plain in the first five chains of last row, then chain 5 and plain 1 in each of the five chains of last row, chain 2, work 3 treble in the next three chains of last row, chain 3, work 3 treble in the same three chains as before, turn back, and the


8th Row.—Chain 4, work 3 treble in the three chains of last row, then chain 3 and work 3 treble in the same three chains as before, chain 2, plain 1 in the first five chains

of last row, then chain 5 and plain 1 in each of the five chains of last row, chain 2, work 3 treble in the 3 chains of last row, chain 3, work 3 treble in the same three chains as before, turn back, and the


9th Row.—Chain 4, work 3 treble in the first three chains of last row, chain 3, work 3 treble in the same three chains as before, chain 2, plain 1 in the first five chains of last row, chain 5 and plain 1 in the centre of each of the five chains of last row, chain 2, work 3 treble in the three chains of last row, chain 3, work 3 treble in the same loop as before, turn back, and the

10th Row.—Chain 4, work 3 treble in the first three chains of last row, chain 3, work 3 treble in the same loop as before, chain 2, plain 1, chain 5, and plain 1 in each of the five chains of last row, chain 2, work 3 treble in the three chains of last row, chain 3, work 3 treble in the same loop as before, turn back, and the

11th Row.—Chain 4, work 3 treble in the



FREE DISTRIBUTION ONLY. NOT FOR SALE



three chains of last row, chain 3 work 3 treble in the same loop as before, chain 2, plain 1 in the first five chains of last row, chain 5, plain 1 in the next five chains of last row, chain 2, work 3 treble in the three chains of last row, chain 3, work three treble in the same loop as before, turn back.


12th Row.—Chain 4, work 3 treble in the first three chains of last row, chain 3, work 3 treble in the same loop as before, work 3 treble in the next three chains, chain 3, work 3 treble in the same loop as before, turn back, and the

13th Row.—Chain 4, then pass the hook through both of the three chains of last row, work 3 treble, chain 3, and work 3 treble in the same loop as before, fasten off, and continue until the collar is completed.



Pattern No. 12.—For D'Oyley.

Jonas Brook and Brothers, Goat's Head Crochet Thread, No. 20, and Walker's Penelope Crochet Hook, No. 4.

 MAKE a round loop the size of this O, then work 3 treble and chain 3 for six times in the round loop. Fasten off at the end of every round.

2nd Round.—Work 2 double in the centre of the three chains of last round, chain 5, and repeat round.

3rd Round.—Work 3 treble in the centre of the five chains of last round, chain 7, and repeat round.

4th Round.—Work 6 treble at the top of the three treble of last round, chain 6, and repeat round.

5th Round.—Work 3 treble at the top of the first six treble of last round, chain 5, work 3 treble at the top of next three treble of last round, chain 4, and repeat round.

6th Round.—Work 3 treble at the top of the three treble of last round, chain 3, work 1 treble in the centre of the five chains of last round, chain 1, work 1 treble in the same loop as before, chain 3, work 3 treble at the top of the three treble of last round, chain 4, and repeat round.

7th Round.—Work 3 treble at the top of the three treble of last round, chain 3, work 3 treble in the one chain of last round, chain 3, work 3 treble in the same one chain as before, chain 3, work 3 treble at the top of the three treble of last round, chain 3, and repeat round.

8th Round.—Work 3 treble at the top of the three treble of last round, chain 4, work 3 treble in the centre of the three chains of last round, chain 3, work 3 treble in the same three chains as before, chain 4, work 3 treble at the top of the three treble of last round, chain 2, and repeat round.

9th Round.—Work 3 treble at the top of the three treble of last round, chain 4, then


work as follows in the next three chains : work 1 treble and chain 1 for eight times in the same three chains, chain 3, work 3 treble at the top of the three treble of last round, chain 1, and repeat round.

10th Round.—Work 3 treble at the top of the three treble of last round, chain 4, plain 1 in the one chain of last round, then chain 5 and plain 1 in each one chain of last round, chain 4, work 3 treble at the top of the three treble of last round, chain 1, and repeat the round.


11th Round.—Work 3 treble at the top of the 3 treble of last round, chain 4, plain 1 in the centre of the first 5 chains of last round, then chain 5 and plain 1 in the centre of each five chains of last round, chain 4, work 3 treble at the top of the three treble of last round, chain 3, and repeat round.

12th Round.—Work 3 treble at the top of the three treble of last round, chain 4, plain 1 in the centre of the first five chains of last round, then chain 5, and plain 1 in each of

FREE DISTRIBUTION ONLY. NOT FOR SALE



FREE DISTRIBUTION ONLY. NOT FOR SALE



the five chains of last round, chain 4, work 3, treble at the top of the three treble of last round, chain 3, work 1 treble in the centre of the three chains of last round, chain 1, work 1 treble in the same loop as before, chain 3, and repeat.

13th Round.—Work 3 treble at the top of the three treble of last round, chain 4, plain 1 in the centre of the five chains of last round, chain 5, and plain 1 in the centre of each of the five chains of last round, chain 4, work 3 treble at the top of the three treble of last round, chain 3, work 2 treble in the one chain of last round, chain 3, work 2 treble in the same loop as before, chain 3, and repeat the round.

14th Round.—Work 3 treble at the top of the three treble of last round, chain 4, plain 1 in the centre of the first five chains of last round, then chain 5 and plain 1 in each of the five chains of last round, chain 4, work 3 treble at the top of the three treble of last round, chain 3, work 1 treble in the centre

of the three chains of last round, then chain 2 and work 1 treble for six times in the same three chains, chain 3, and repeat round.

15th Round.—Work 3 treble at the top of three treble of last round, chain 4, plain 1 in the first five chains of last round, chain 5, plain 1 in the next five chains of last round, chain 4, work 3 treble at the top of the three treble of last round, then chain 3, and work 1 treble at the top of each one treble of last round, chain 3, and repeat round.

16th Round.—Work 3 treble at the top of the three treble of last round, chain 4, plain 1 in the centre of the five chains of last round, then chain 4 and work 3 treble at the top of the three treble of last round, chain 4, then work 3 treble in each of the three chains of last round with two chains between each three treble, chain 4, and repeat round.

17th Round.—Work 3 treble at the top of the three treble of last round, chain 3, work 3 treble at the top of the next three treble of

last round, then chain 5 and plain 1 at the top of the first treble of last round, chain 5, plain 1 at the top of the third treble of last round; repeat the same over all the five lots of treble, chain 5 and repeat round.

18th Round.—Work 3 treble at the top of the three treble of last round, work 3 treble at the top of the next three treble of last round, then chain 7 and plain 1 in the centre of each of the five chains of last round, chain 7 and repeat round.

19th Round.—Work 1 treble over the first treble of last round, work 1 treble in the centre of the six treble of last round, work 1 treble at the top of the last treble of the six in the last round, then chain 4 and work 3 treble in the centre of each of the seven seven chains of last round, repeat round, which completes the D'Oyley.



Pattern No. 13.—For D'Oyley.


Jonas Brook and Brothers Goat's Head Crochet Thread, No. 14, and Walker's Penelope Crochet Hook, No. 3.


MAKE a loop the size of this O, then chain 2 and work 1 treble for seven times in the round loop; fasten off at the end of every round except this.

2nd Round.—Chain 12 and plain 1 in the centre of the two chains of last round, repeat round, so as to have seven lots of chains in the round; fasten off.

3rd Round.—Work 5 treble in the centre of the 12 chains of last round, chain 7 and repeat round, plain 1 to complete the round, fasten off.

4th Round.—Work 4 treble between the five treble of last round, chain 5, work 1 treble in the centre of the seven chains of last round, chain 5 and repeat round, plain 1 and fasten off.





5th Round.—Work 3 treble between the four treble of last round, chain 6, work 2 treble at the top of the one treble of last round, chain 6 and repeat round, plain 1 and fasten off

6th Round.—Work 2 treble between the three treble of last round, chain 5, work 1 treble at the top of the first treble of last round, chain 3, work 1 treble at the top of the next treble, chain 5 and repeat round, plain 1 and fasten off.

7th Round.—Work 1 treble between the two treble of last round, chain 6, work three treble in the centre of the three chains of last round, chain 3, work 3 treble in the same three chains as before, chain 6 and repeat round, plain 1 and fasten off.

8th Round.—Work 6 treble at the top of the one treble of last round, which must be in the six loops, three on each side of the one treble; chain 6, work 6 treble in the centre of the three chains of last round, chain 6 and repeat round, plain 1 and fasten off.

9th Round.—Work 5 treble between the six treble of last round, chain 4, work 1 treble in the centre of the six chains of last round, chain 4 and repeat round, plain 1 and fasten off.

10th Round.—Work 4 treble between the five treble of last round, chain 6, work 2 treble at the top of the one treble of last round, chain 6 and repeat round, plain 1 and fasten off.

11th Round.—Work 3 treble between the four treble of last round, chain 4, work 3 treble between the two treble, chain 3, work 3 treble between the same two treble as before, chain 4 and repeat round, plain 1 and fasten off.

12th Round.—Work 2 treble between the three treble of last round, chain 6, work 3 treble in the three chains of last round, chain 3, work 3 treble in the same three chains as before, chain 6 and repeat round, plain 1 and fasten off.

13th Round.—Work 1 treble between the two treble of last round, chain 7, work 3

treble in the three chains of last round, chain 3, work 3 treble in the same three chains as before, chain 7 and repeat round, plain 1 and fasten off, which completes the D'Oyley.

Pattern No. 14.—For a D'Oyley.

Jonas Brook and Brothers Goat's Head Crochet Thread, No. 14, and Walker's Penelope Crochet Hook, No. 3.

MAKE a round loop the size of this O, then chain 1 and work 1 treble fourteen times, plain 1, and fasten off.

2nd Round.—Work 1 treble at the top of the one treble of last round, chain 3 and repeat round, plain 1 and fasten off.

3rd Round.—Work 1 treble at the top of the one treble of last round, chain 5 and repeat round, plain 1 and fasten off.

4th Round.—Work 1 treble at the top of the one treble of last round, chain 7 and repeat round, plain 1 and fasten off.

5th Round.—Work 1 treble at the top of the one treble of last round, chain 4, work 1 treble in the centre of the seven chains of last round, chain 4 and repeat round, plain 1 and fasten off.

6th Round.—Work 1 treble at the top of the one treble of last round, chain 5 and repeat round, plain 1 and fasten off.


7th Round.—Work 2 treble at the top of the one treble of last round, chain 4 and repeat round, plain 1 and fasten off.

8th Round.—Work 2 treble between the two treble of last round, chain 5, and repeat round.


9th Round.—Work 2 treble between the two treble of last round, chain 4, work 3 treble between the next two treble of last round, chain 3, work 3 treble in the same place as before, chain 4 and repeat round, plain 1 and fasten off.

10th Round.—Work 2 treble between the two treble of last round, chain 4, work 7 treble in the three chains of last round, chain 4 and repeat round, plain 1 and fasten off.

FREE DISTRIBUTION ONLY. NOT FOR SALE



FREE DISTRIBUTION ONLY. NOT FOR SALE



in the same two chains as before, chain 10, work 3 treble at the top of the five treble of last round, chain 10 and repeat round, plain 1 and fasten off.

16th Round.—Work 2 treble in the three chains of last round, then chain 2 and work 2 treble three times more in the same three chains of last round, chain 10, work 1 treble at the top of the three treble of last round, chain 10 and repeat round, plain 1 and fasten off.

17th Round.—Work 2 treble at the top of the two treble of last round, chain 2, work 2 treble in the two chains of last round, chain 3 and repeat in all the two chains and two treble of last round, work 2 treble at the top of the last two treble, chain 3, Work 6 plain over the centre of the one treble, chain 3 and repeat round.

18th Round.—Work one treble in the first three chains of last round, chain 5, and repeat round, fasten off, which will complete the D'Oyley.



THE
ONLY PRIZE AWARDED
FOR
**SEWING AND CROCHET
COTTON,**
AT THE
GREAT EXHIBITION IN LONDON,
WAS TO
JONAS BROOK & BROTHERS,
MELTHAM MILLS,
Near Huddersfield.

Their Crochet is remarkable for the evenness of its twist, great strength, superior bleach, which retains the colour when washed, and its general silky appearance. Ladies will find this the best article manufactured. Lengths guaranteed, and each Reel labelled with the "GOAT'S HEAD," the family Crest. None other are genuine.

N. B. — The 3, 6, and 9 Cord
Sewing Thread, is the best
quality.